



CHINA-CEE INSTITUTE
**HOW THE CEE CITIZENS
VIEW CHINA'S
DEVELOPMENT**

- based on household survey -
2020

Editor in Chief: Dr. Chen Xin

Prepared by:

GKI Economic Research Co.

Telephone: +36-1-318-1868

Fax: +36-1-318-4023

E-mail: gki@gki.hu

Webpage: www.gki.hu

PO box: 1461, Budapest, Pf. 232.

Prepared by:

Dr. László Molnár

Attila Udvardi

Edited by:

Dr. András Vértes

Published by:

China-CEE Institute Nonprofit Ltd.

Telephone: +36-1-5858-690

E-mail: office@china-cee.eu

Webpage: www.china-cee.eu

Address: 1052, Budapest, Petőfi Sándor utca 11.

Chief Editor:

Dr. Chen Xin

ISSN: 978-615-6124-45-6

Cover design:

PONT co.lab

Copyright: China-CEE Institute Nonprofit Ltd.

The reproduction of the study or parts of the study are prohibited.

The findings of the study may only be cited if the source is acknowledged.



HOW THE CEE CITIZENS VIEW CHINA'S DEVELOPMENT IN 2020

- BASED ON HOUSEHOLD SURVEYS -

Chief Editor: Dr. Chen Xin

CHINA-CEE INSTITUTE

Budapest, April 2021

Contents

Preface	3
1. Background and key findings	5
2. Survey method	12
3. Evaluating China's economic development in the last 2 years (Q1)	15
4. Changes in China's importance in the world over the last 5 years (Q2)	20
5. The strength of relationship between China and the CEE countries (Q3)	26
6. The awareness of cooperation between China and the CEE countries (Q4)	32
7. The evaluation of the possible impact of the New Silk Road (Belt and Road Initiative (Q5)	34
8. Cross-examination of opinions	40
9. Country profiles	45
Albania	45
Bosnia-Herzegovina	51
Bulgaria	57
Croatia	63
Czechia	69
Estonia	75
Greece	81
Hungary	87
Latvia	93
Lithuania	99
North Macedonia	105
Montenegro	111
Poland	117
Romania	123
Serbia	129
Slovakia	135
Slovenia	141
Belorussia	147
Appendix – Technical reports	153

Preface

The China-CEE Institute launched its first polling project in the fall of 2017, which conducted an extensive survey on how citizens of the 16 Central and Eastern European countries (CEE countries) viewed China's development. The survey was conducted in cooperation with professional polling agencies through tendering, with 1000 questionnaires per country and a total of 16,000 questionnaires. The relevant result as a book in English, entitled *How the CEE Citizens View China's Development: based on household survey (2017)*, was published by the China-CEE Institute, based in Hungary. The Chinese version was published in China by the Chinese Social Science Press in 2018.

In 2018, the China-CEE Institute launched its second polling project, expanding the coverage of the survey from 16 countries to 18 countries, which are the 16 CEE countries plus Greece and Belarus. Similarly, through the bidding method, in cooperation with professional polling agencies, the same sampling method is used, with 1000 questionnaires in each country, and a total of 18,000 questionnaires. The third polling project was launched in 2019. The e-versions of the surveys in English are available from China-CEE Institute website.

This report is the result of the fourth polling project launched in 2020. In addition to analysing the views of the public in 2020, it also has a comparison with the results of the previous polls. The China-CEE Institute plans to gradually accumulate a database through the annual polling project and observe changes in citizens'

perceptions on China's development in Central and Eastern European countries.

The China-CEE Institute, registered as a non-profit limited company in Budapest, Hungary, was established by the Chinese Academy of Social Sciences (CASS) in April 2017. China-CEE Institute builds ties and strengthens partnerships with academic institutions and think tanks in Hungary, Central and Eastern European countries, as well as other parts of Europe. China-CEE Institute aims to encourage scholars and researchers to carry out joint research and field studies, to organize seminars and lecture series, to hold some training programs for young researchers, and make publications, etc.

Prof. Dr. CHEN Xin

Executive President and Managing Director, China-CEE Institute

Deputy Director General, Institute of European Studies, CASS

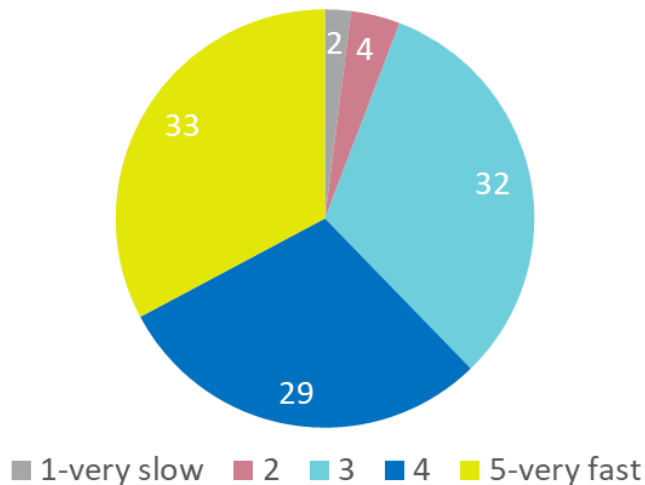
1. Background and key findings

China's trade relations play an increasing role in the Central and Eastern European countries. Citizens of the region's countries are also aware of this fact, but until 2017 there were no available research that reflects the public's views on economic and trade development of the Central and Eastern European countries in connection with China. To bridge over this gap, we and China-CEE Institute Nonprofit Ltd. prepared a study based on household surveys, conducted in 16 countries in the CEE region. After 2017 2018, and 2019, this is the 4th time we survey the 16 countries. In April 2019 Greece also joined this cooperation, with increasing the number of countries to 17. Besides that, we also survey Belorussia, which – as an observer country – is also interesting in connection with China's trade relations.

Sixty-two percent of adult people in the CEE17 countries evaluate China's economic development in the last 2 years fast (thirty-three percent very fast), which means 2 percentage-point increase over 2019. On the other hand, only six percent considers it is to be slow (two percent very slow). The remaining is neutral in this question. Following the EU conjuncture research method, the 1 to 5 scale was transferred to a -100 to +100 scale to eliminate neutral answers and to better show the smaller differences between countries. Following this method, similarly to 2017, 2018 and 2019, **the inhabitants of Slovenia, Bulgaria, Serbia, Romania and Belorussia** (between +58 and +63 points) **consider China's economic development outstanding the fastest**, while inhabitants of Lithuania (+29 point) consider it the lowest (the other countries are between +31 and +50 point). **The CEE17 average value is +44 (one-point increase over 2019), which still indicates a very fast development for the whole surveyed region.** With Belorussia, the average is +45, one-point increase over 2019. Compared to 2019, countries with the greatest improvement are Albania, North Macedonia, and Hungary, while the countries with the highest deterioration are Montenegro, Slovakia, and Bulgaria.

How do you evaluate China's economic development in the last 2 years? (CEE17)

1-very slow; 5-very fast (distribution of answers %)



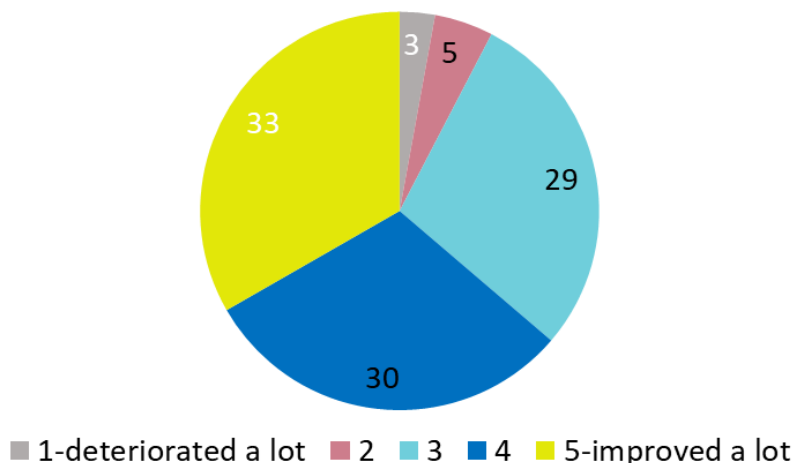
GKI - China-CEE Institute Nonprofit Ltd. survey

Similar to the previous question, **a substantial proportion** (sixty-three percent) of people in the CEE17 countries **thinks that China's importance in the world in the last 5 years improved** (according to thirty-three percent, it improved a lot), which indicates no change over 2019. Only seven percent considers that it has been deteriorating (two percent thinks, that it deteriorated a lot). The remaining is neutral in this question. If the results are transferred to the -100 to +100 scale, **the inhabitants of Serbia and Slovenia consider China's importance the most improving** (+68 and +62), while **inhabitants of North Macedonia, Czechia and Bosnia-Herzegovina the less**, but still not deteriorating (+24, +27 and +29). The other countries are between +32 and +57. **The CEE17 average value is +44, which shows a one percentage-point decrease compared to 2019, nevertheless it still indicates a very significant improvement in China's importance in the world.** With Belorussia included in the survey, the average is +45 (two percentage-point decrease compared to last year). Compared to 2019, countries with the greatest improvement are Albania, Hungary, and Serbia, while

countries with the greatest deterioration are Bulgaria, Greece, North Macedonia, and Belorussia.

How has China's importance in the world changed over the last 5 years? (CEE17)

1-deteriorated a lot; 5-improved a lot (distribution of answers %)

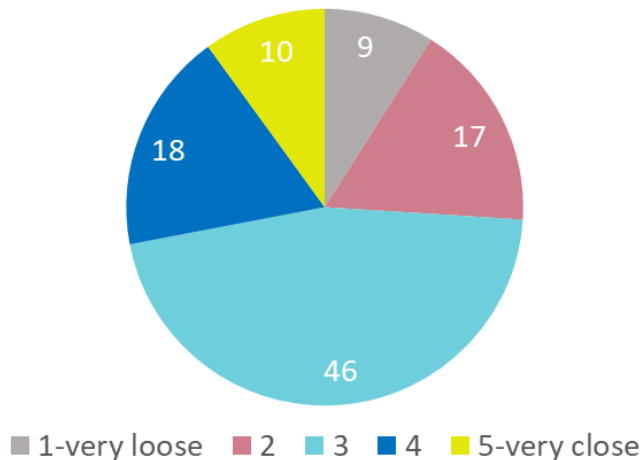


GKI - China-CEE Institute Nonprofit Ltd. survey

Twenty-eight percent of people in the CEE17 countries believe that **the relationship between China and the region is rather close**, while the **same proportion believe that is rather loose**. Forty-six percent of the respondents is neutral in this question. If the average is considered there has been a slight decrease compared to 2019. **Serbia remains to be the country with far the strongest (just like in 2017, in 2018 and in 2019).**

How strong do you think the relationship between China and your country? (CEE17)

1-very loose; 5-very close (distribution of answers %)



GKI - China-CEE Institute Nonprofit Ltd. survey

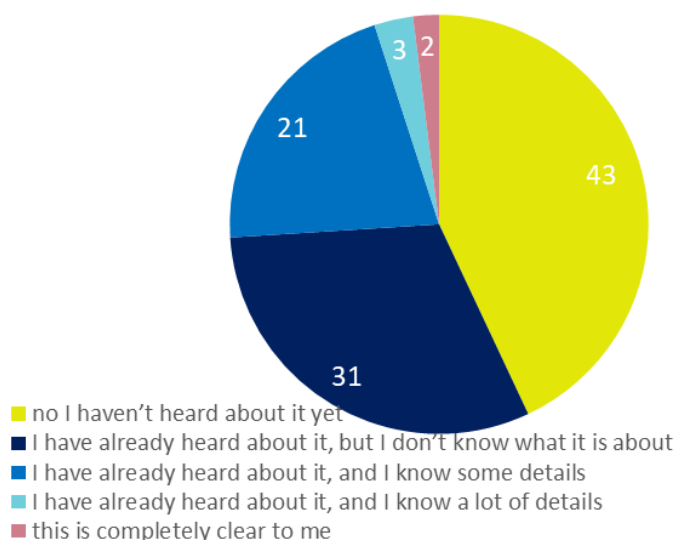
According to the opinion of the inhabitants, **in addition to Serbia**, the relationship between China and **Hungary is the second, Greece is the third closest**, while **the Baltic states indicated the loosest connection** (similarly to the last three years) together with **North Macedonia**. Compared to 2019, the countries with the largest improvement are Hungary, Serbia, and Estonia, while the country with the largest deterioration is Montenegro.

Fifty-seven percent of the CEE17 people has already heard about the cooperation between China and the Central and Eastern European countries (this is 1 percentage point increase over 2019), while forty-three percent has not. Fifty-four percent of those who has already heard about the cooperation, does not know what it is about, thirty-seven percent knows some details, and only five percent knows a lot of details, while four percent indicated that this is completely clear. The share of those who knows completely clearly increased by 1 percentage point over 2019. The **countries with at least a lot of detailed information** about the cooperation in which the country participates are **Hungary,**

Montenegro, and Poland. At the other end of the list are the less informed countries such as Estonia, Croatia, and Latvia. Compared to 2019, the countries with the largest improvement are Poland and Bosnia.

Have you ever heard about the cooperation between China and the Central and Eastern European countries (17+1), in which your country participates¹? (CEE17)

(distribution of answers %)



GKI - China-CEE Institute Nonprofit Ltd. survey

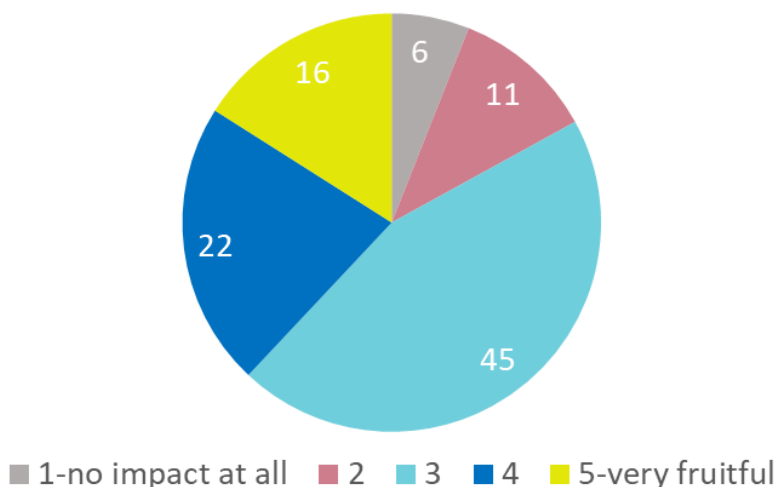
Thirty-eight percent of people (+1 percentage-point over 2019) in the CEE17 countries considers the possible impact of the New Silk Road Initiative (which aims to strengthen trade and economic relations between China and CEE countries) in the next 5 years fruitful (sixteen percent considers it very fruitful, just like in 2018 and in 2019). On the other hand, eleven percent calculates with moderate impact (+1 percentage-point over 2019), while only six percent thinks that this Initiative will have no impact at all (no change over last year). The remaining is neutral in this question. On the -100-+100 scale – just like in 2017, in 2018 and in

¹ Belorussia do not participate in this cooperation, thus the question in this country was the following: "Have you ever heard about the cooperation between China and the Central and Eastern European countries (17+1)?"

2019 – the inhabitants of **Serbia consider** the possible impact of the new Silk Road Initiative in the next 5 years **the most fruitful, followed by Greece, Bulgaria and Slovakia**, while inhabitants of Bosnia-Herzegovina, Latvia and Czechia are the most pessimistic in this question. **The average value is +15 in the CEE17 (-1 point over 2019), which means a little positive than average consideration** for the whole surveyed region. Compared to 2019, country with the greatest improvement is Albania, while the countries with the greatest deterioration are Romania and Latvia.

How do you consider the possible impact of the New Silk Road Initiative in the next 5 years, which aims to strengthen trade and economic relations between China and your country?

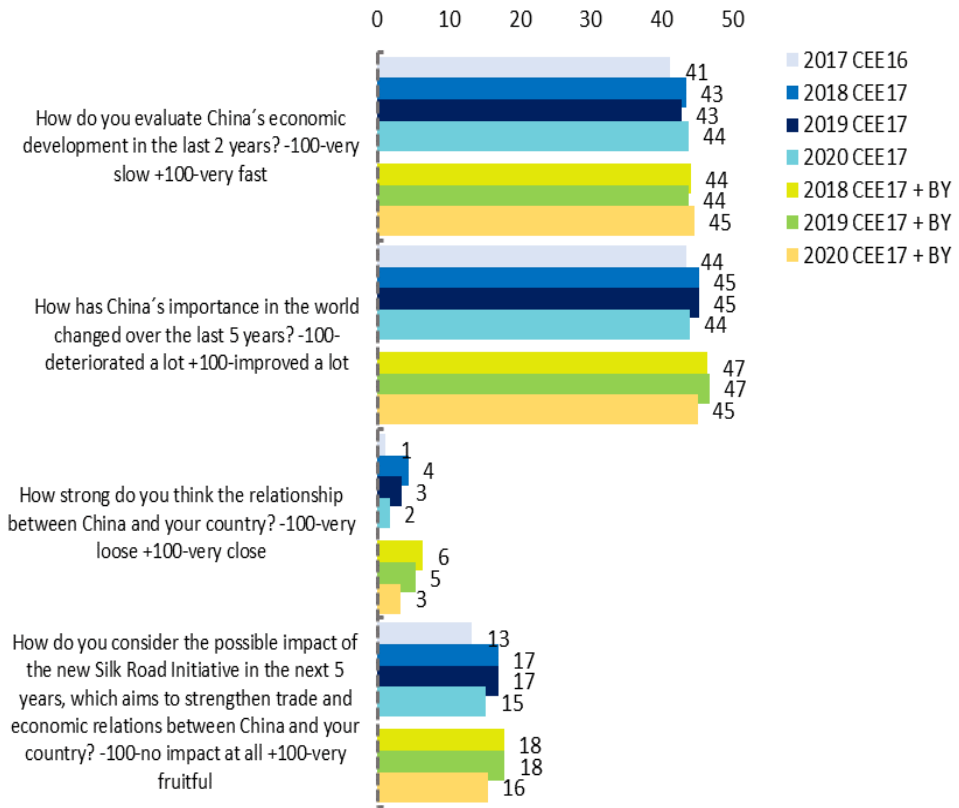
(CEE17) 1-no impact at all; 5-very fruitful (distribution of answers %)



GKI - China-CEE Institute Nonprofit Ltd. survey

The diagram below shows the CEE averages of the four questions Q1, Q2, Q3 and Q5 in one graph, which are to be measured on a scale between -100 and +100. **Three of the four CEE17 averages decreased** (two of these by one percentage point, one by two percentage points), **while one increased by one percentage point compared to 2019.**

Evaluating the scale questions (Q1, Q2, Q3, Q5) scale -100 - +100 (average value)



GKI - China-CEE Institute Nonprofit Ltd. Survey

2. Survey method

We have conducted primary research, a large-scale survey in the following countries:

- Poland
- Hungary
- Bulgaria
- Croatia
- Serbia
- Albania
- North Macedonia
- Montenegro
- Bosnia-Herzegovina
- Slovakia
- Romania
- Czechia
- Slovenia
- Latvia
- Estonia
- Lithuania
- Greece (participates in the cooperation since April 2019)
- Belorussia (observer country, not involved in the cooperation)

We have created two country groups to calculate averages:

- CEE17 includes the countries which are involved in the classic 17+1 cooperation.
- CEE17 + BY includes all the countries in the survey.

Due to economic considerations, we have made the survey with three different partners: Ipsos, Impetus Research (former GFK) and TNS Kantar. The sample size (1000) was the same in every country, it totalled to 18,000 for the whole region.

The survey sample was representative by age, sex, and education. The characteristic of the population in the different countries and the survey possibilities of the partner companies we used 3 different survey methods: CAPI (face-to-face interview), CAWI (on-line) and CATI (by telephone). The technical reports we received from our survey partners are to be found in the Appendix of this study.

We asked the households 5 closed question, most measured on Likert-scale (1-5). These were the followings:

- Q1. How do you evaluate China's economic development in the last 2 years?

1-very slow; 5-very fast

- Q2. How has China's importance in the world changed over the last 5 years?

1-deteriorated a lot; 5-improved a lot

- Q3. How strong do you think the relationship between China and your country?

1-very loose; 5-very close

- Q4. Have you ever heard about the cooperation between China and the Central and Eastern European countries, in which your country participates?²

1-no I haven't heard about it yet

2-I have already heard about it, but I don't know what it is about

3-I have already heard about it, and I know some details

4-I have already heard about it, and I know a lot of details

5-this is completely clear to me

² Belorussia do not participate in this cooperation, thus the question in this country was the following: "Have you ever heard about the cooperation between China and the Central and Eastern European countries?"

- Q5. How do you consider the possible impact of the new Silk Road Initiative (Belt & Road Initiative) in the next 5 years, which aims to strengthen trade and economic relations between China and your country?

1-no impact at all; 5-very fruitful

3. Evaluating China's economic development in the last 2 years (Q1)

62% percent of adult people in the CEE17 countries evaluate China's economic development in the last 2 years fast (33% very fast), which means 2 percentage-point increase over 2019. On the other hand, only 6% considers it is to be slow (2% very slow). The remaining is neutral in this question.

The proportion of the very fast opinion is the highest in the countries:

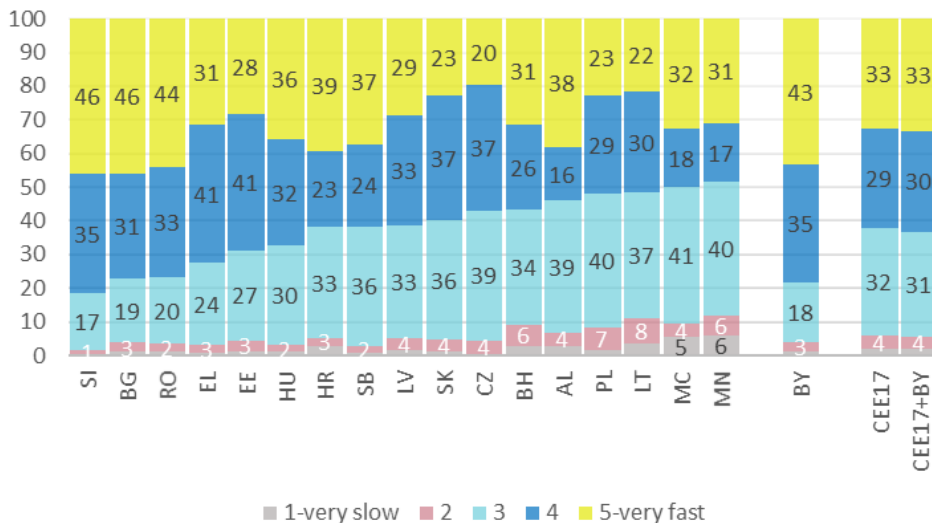
- Bulgaria – 46%,
- Slovenia – 46%,
- and Romania – 44%,
- (calculating with 18 countries, Belorussia is also very significant with 43%),

while the lowest in:

- Czechia – 20%,
- Lithuania – 22%,
- Poland – 23%,
- and Slovakia – 23%.

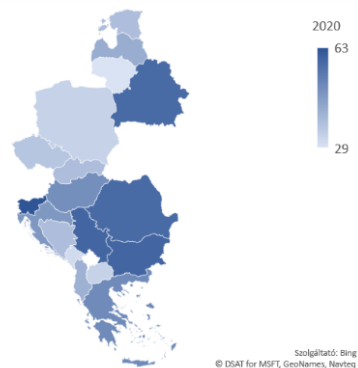
How do you evaluate China's economic development in the last 2 years?

1-very slow; 5-very fast (distribution of answers %)



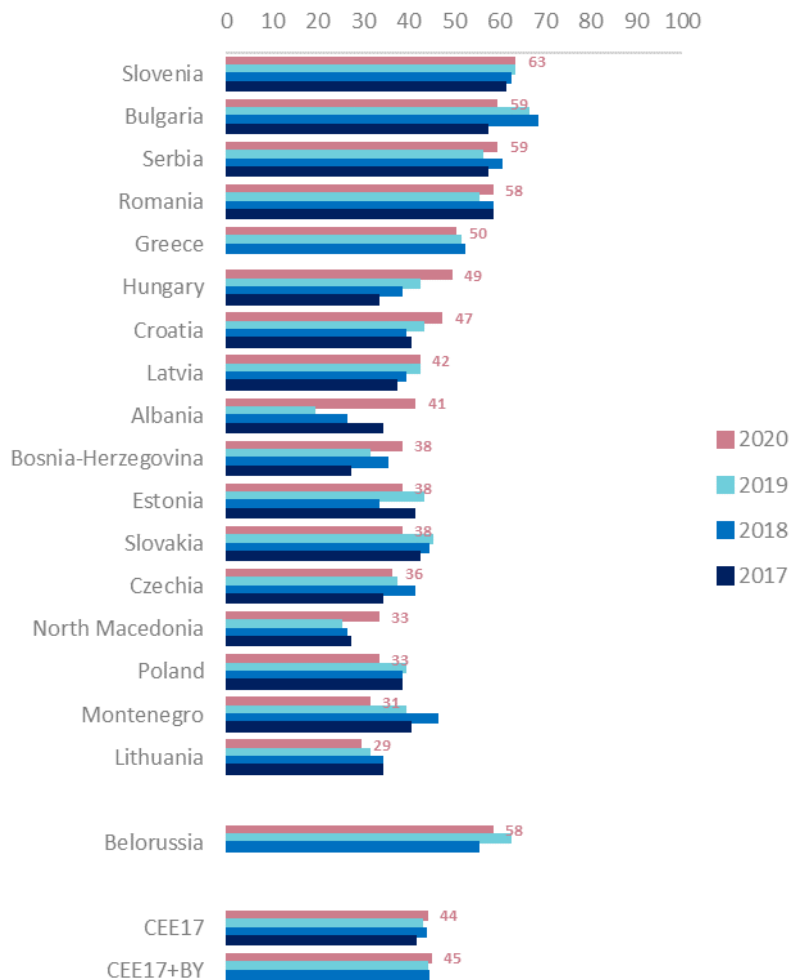
GKI - China-CEE Institute Nonprofit Ltd. survey

Following this method, similarly to 2017, 2018 and 2019, **the inhabitants of Slovenia, Bulgaria, Serbia, Romania and Belorussia** (between +58 and +63 points) **consider China's economic development outstanding the fastest**, while inhabitants of Lithuania (+29 point) consider it the lowest (the other countries are between +31 and +50 point). **The CEE17 average value is +44 (one-point increase over 2019), which still indicates a very fast development for the whole surveyed region.** With Belorussia, the average is +45, one-point increase over 2019. Compared to 2019, countries with the greatest improvement are Albania, North Macedonia, and Hungary, while the countries with the highest deterioration are Montenegro, Slovakia, and Bulgaria.



How do you evaluate China's economic development in the last 2 years?

-100-very slow; +100-very fast (average value)

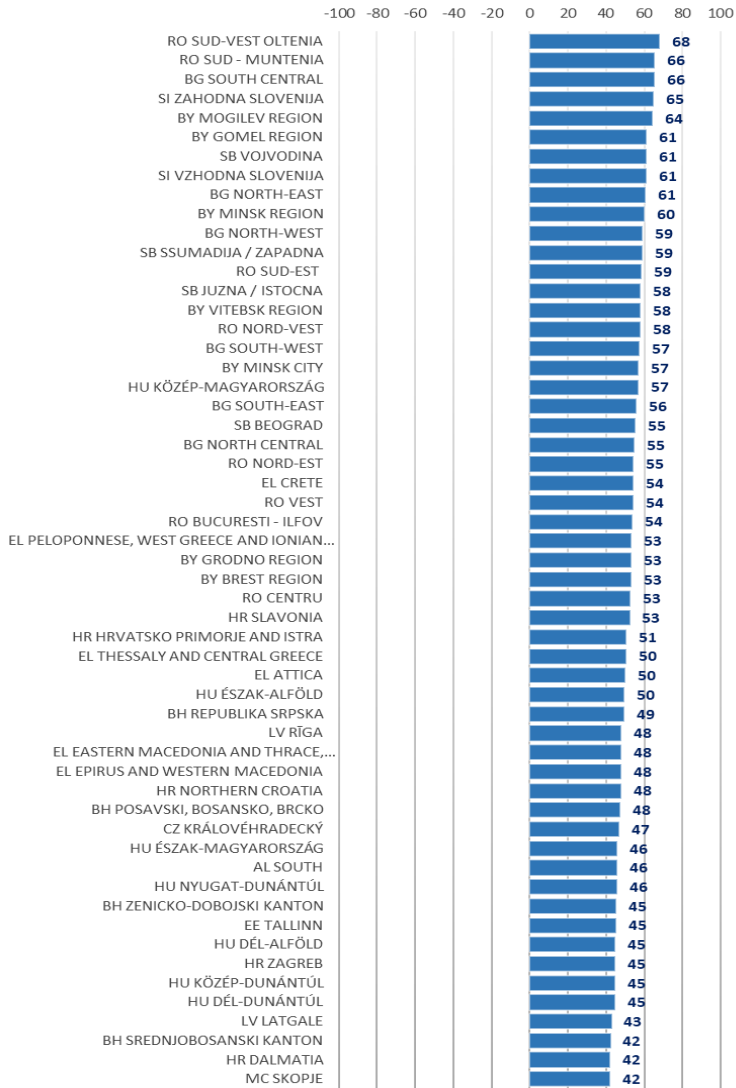


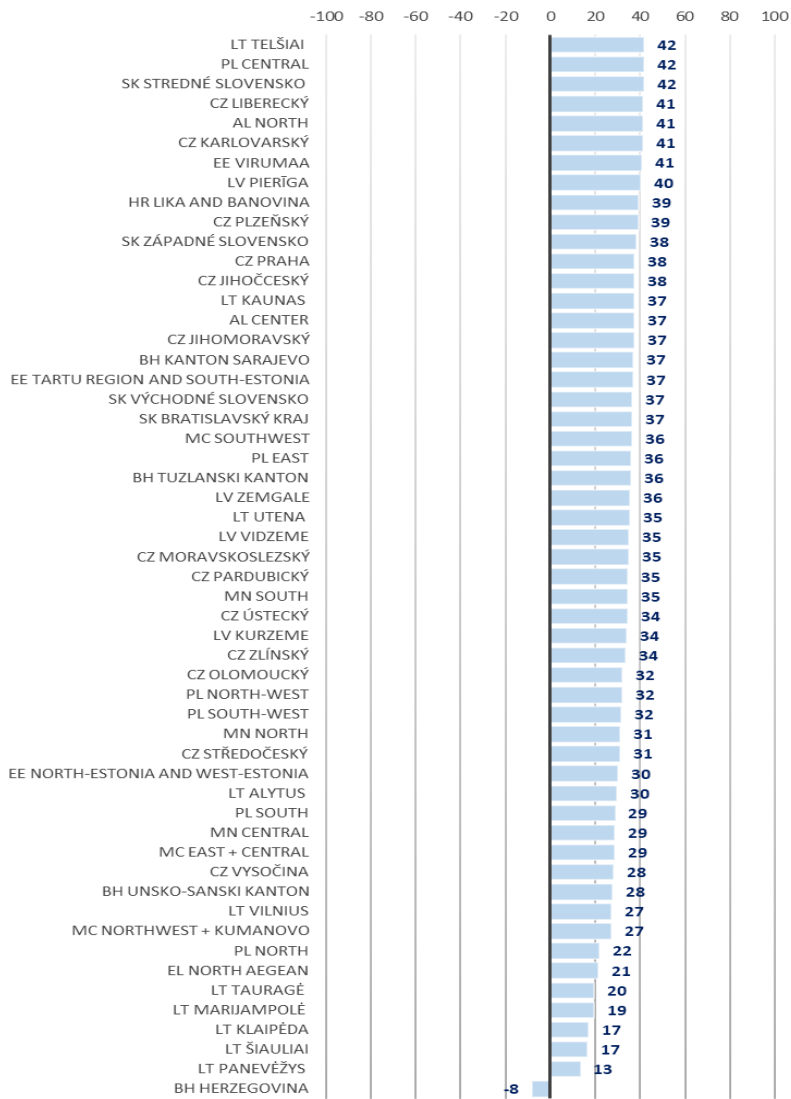
GKI - China-CEE Institute Nonprofit Ltd. survey

By NUTS2 regions, inhabitants of the TOP3 region of the CEE17+BY countries, which consider China's economic development the fastest, are from Romania and Bulgaria: Sud-Vest Oltenia (RO), Sud-Muntenia (RO), South-Central (BG), while the lowest four are Herzegovina from Bosnia-Herzegovina and Klaipėda, Šiauliai and Panevėžys from Lithuania.

How do you evaluate China's economic development in the last 2 years? – by region

-100-very slow; +100-very fast (average value)





GKI - China-CEE Institute Nonprofit Ltd. survey

4. Changes in China's importance in the world over the last 5 years (Q2)

Similar to the previous question, a **substantial proportion** (63% percent) of people in the CEE17 countries **thinks that China's importance in the world in the last 5 years improved** (according to 33%, it improved a lot), which indicates no change over 2019. Only 7% percent considers that it has been deteriorating (2% thinks that it deteriorated a lot). The remaining is neutral in this question.

The share of "improved a lot" is the highest in the following countries:

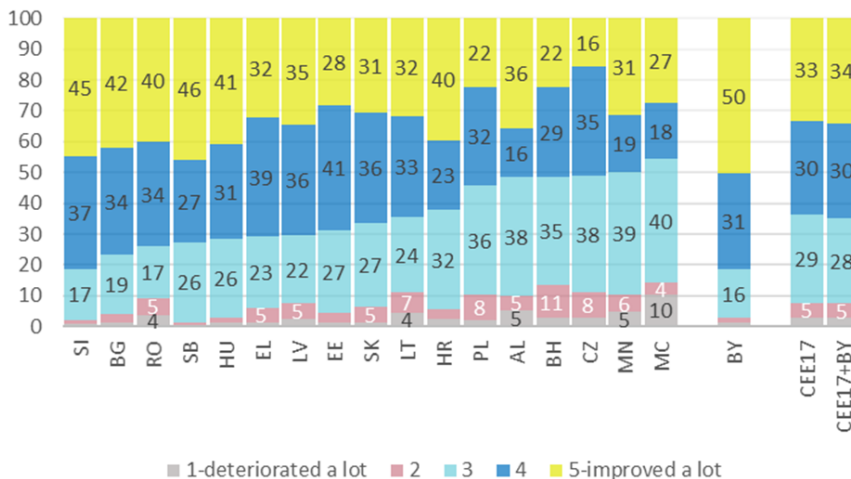
- Serbia – 46%,
- Slovenia – 45%,
- and Bulgaria – 42%,
- (calculating with 18 countries Belorussia is very significant with 50%),

while the lowest in:

- Czechia – 16%,
- Poland – 22%
- and Bosnia-Herzegovina – 22%.

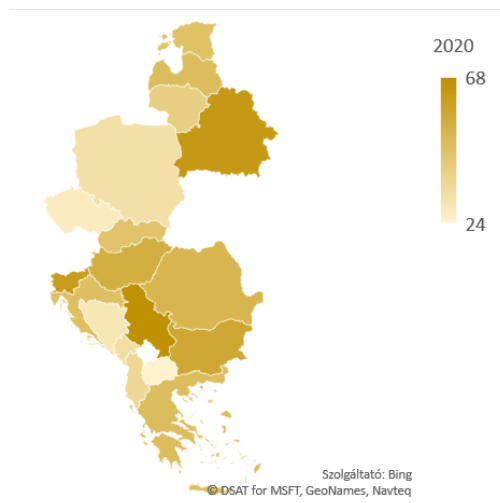
How has China's importance in the world changed over the last 5 years?

1-deteriorated a lot; 5-improved a lot (distribution of answers %)



GKI - China-CEE Institute Nonprofit Ltd. survey

If the results are transferred to the -100 to +100 scale, **the inhabitants of Serbia and Slovenia consider China's importance the most improving (+68 and +62), while inhabitants of North Macedonia, Czechia and Bosnia-Herzegovina the less, but still not deteriorating (+24, +27 and +29). The other countries are between +32 and +57. The CEE17 average value is +44, which shows a one**

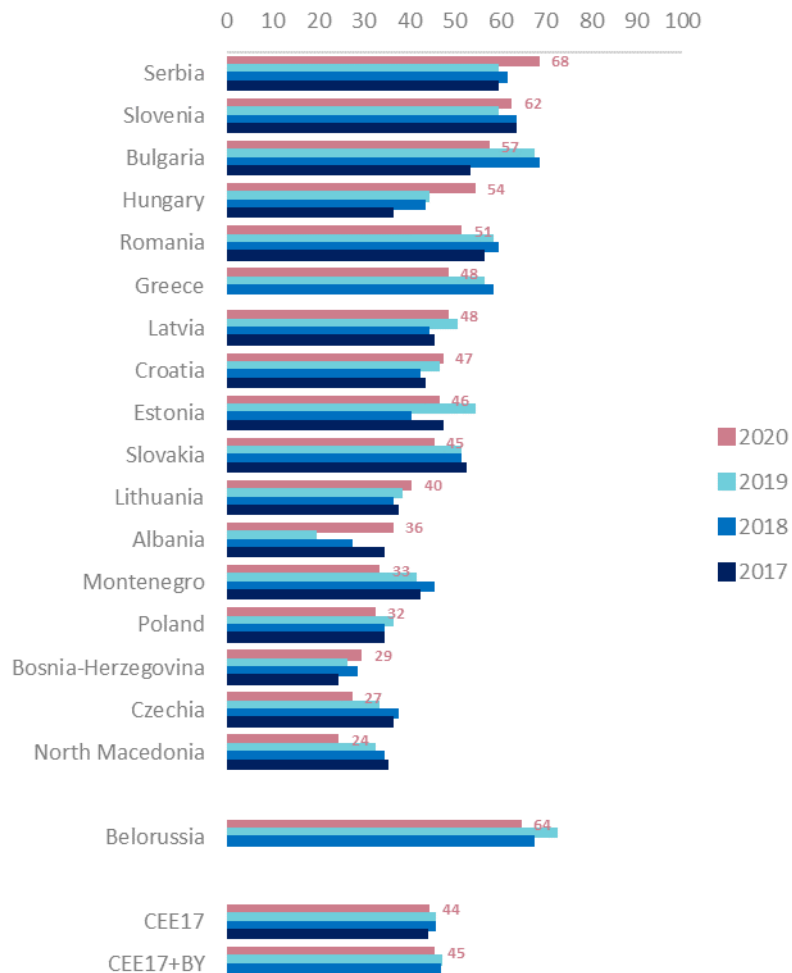


percentage-point decrease compared to 2019, nevertheless it still indicates a very significant improvement in China's importance in the world. With Belorussia included in the survey, the average is +45 (two percentage-point decrease compared to last year). Compared to 2019, countries with the greatest

improvement are Albania, Hungary and Serbia, while countries with the greatest deterioration are Bulgaria, Greece, North Macedonia and Belorussia.

How has China's importance in the world changed over the last 5 years?

-100-deteriorated a lot; +100-improved a lot (average value)

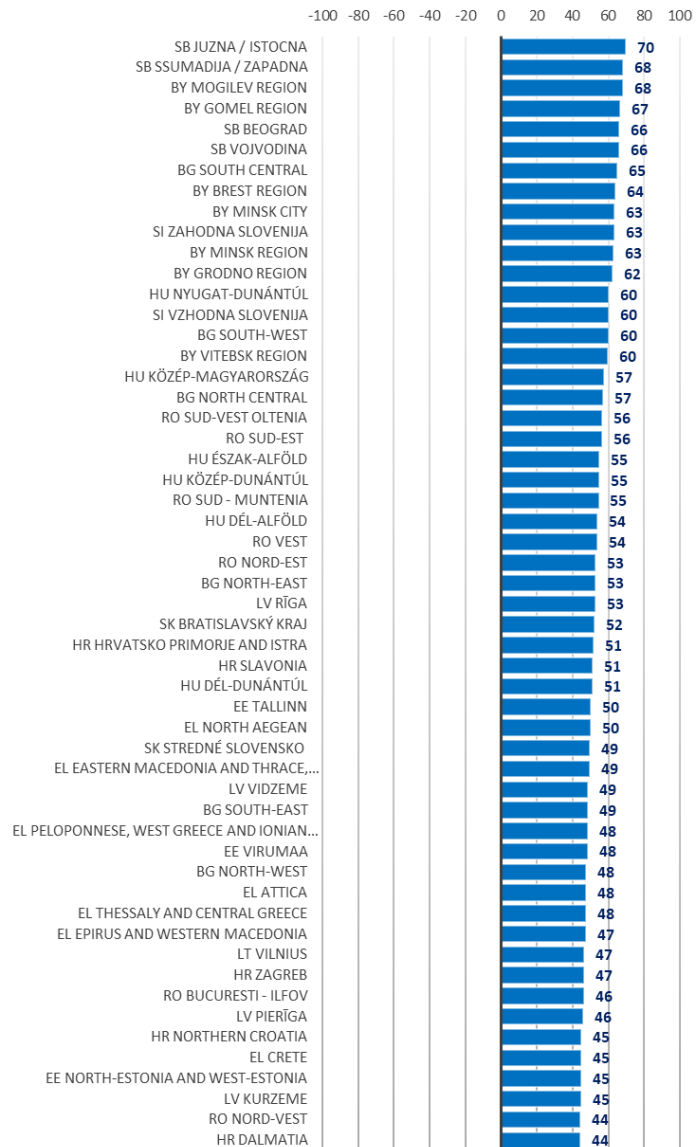


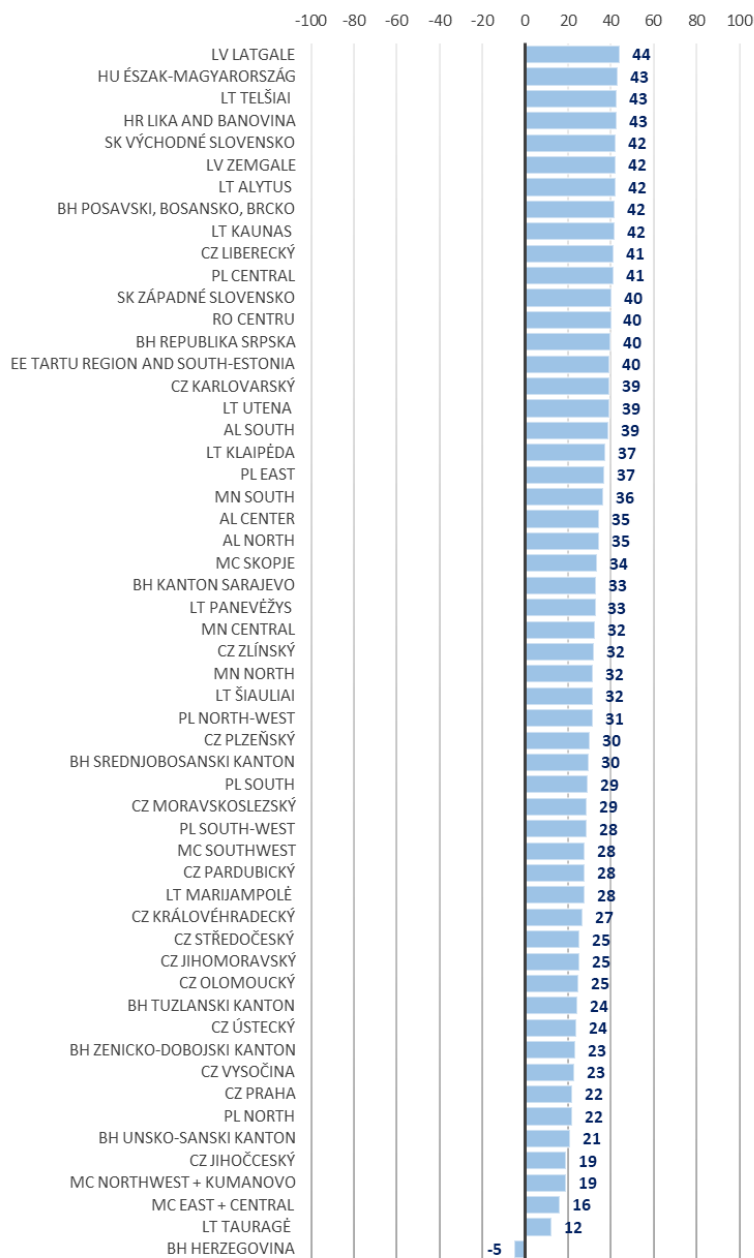
GKI - China-CEE Institute Nonprofit Ltd. survey

By NUTS2 regions, inhabitants of the TOP regions, which consider China's importance in the world the most improving the Serbian Juzna / Istocna and Ssumadija / Zapadna regions (if we calculate with 18 countries, Mogilev Region from Belorussia is the third), while the lowest regions is the Bosnian Herzegovina region, which is the only region (out of the 109 regions in this survey), which considers China's importance less than neutral, than increasing.

How has China's importance in the world changed over the last 5 years?

-100-deteriorated a lot; +100-improved a lot (average value)





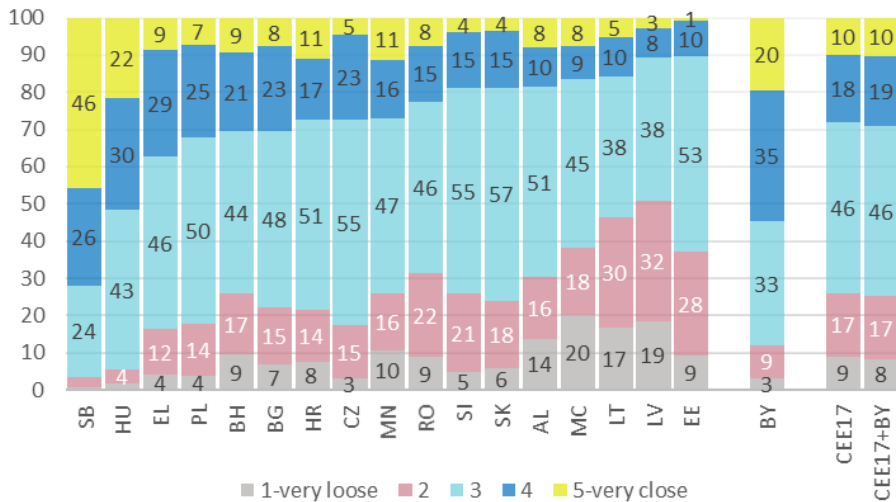
GKI - China-CEE Institute Nonprofit Ltd. survey

5. The strength of relationship between China and the CEE countries (Q3)

28% of people in the CEE17 countries believe that **the relationship between China and the region is rather close**, while the same proportion (28%) believe **that is rather loose** (in the CEE17 + BY countries 29% of total indicated rather close, while 25% rather loose connection). **Serbia remains to be the country with far the strongest (just like in 2017, in 2018 and in 2019)**. 46% indicated very close (last year 41%), while further 26% indicated close connection in this country (last year 27%).

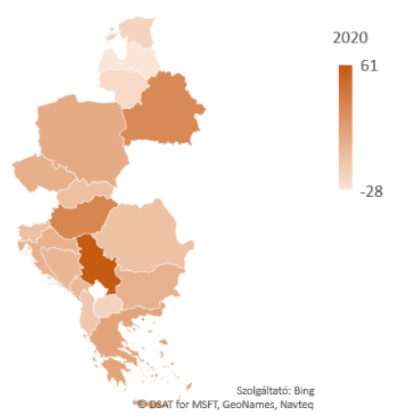
How strong do you think the relationship between China and your country?

1-very loose; 5-very close (distribution of answers %)



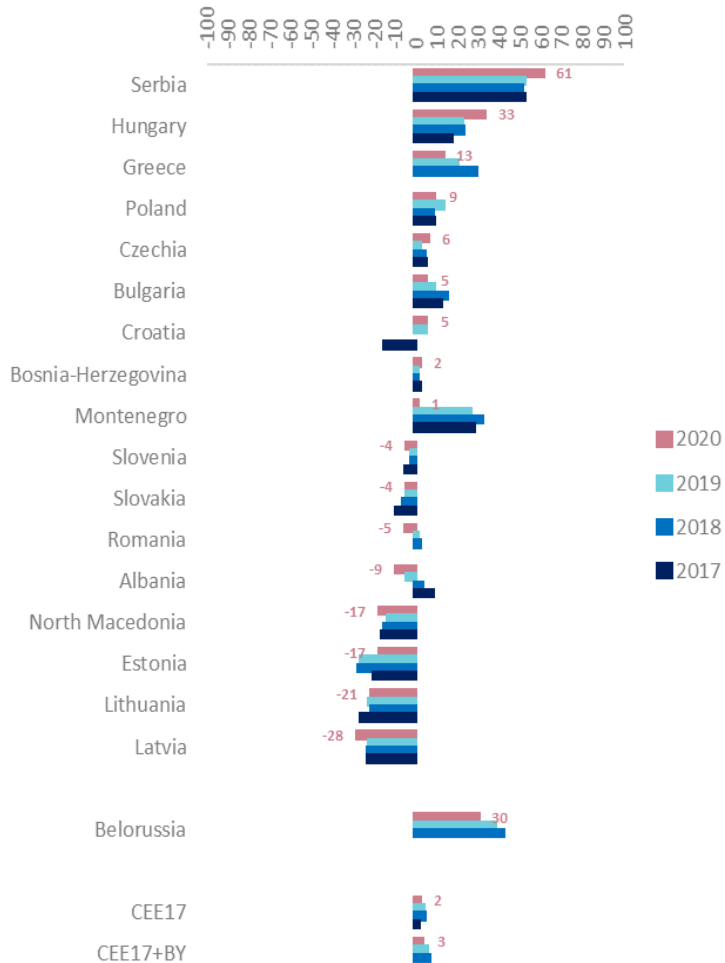
GKI - China-CEE Institute Nonprofit Ltd. survey

According to the opinion of the inhabitants, **in addition to Serbia**, the relationship between China and **Hungary is the second, Greece is the third closest**, while **the Baltic states indicated the loosest connection** (similarly to the last three years) together with **North Macedonia**. The other countries are rather neutral, with averages between +9 and -9 points. Compared to 2019, the countries with the largest improvement are Hungary (+11), Serbia (+9) and Estonia (+9), while the country with the largest deterioration is Montenegro (-25).



How strong do you think the relationship between China and your country?

-100-very loose; +100-very close (average value)



GKI - China-CEE Institute Nonprofit Ltd. survey

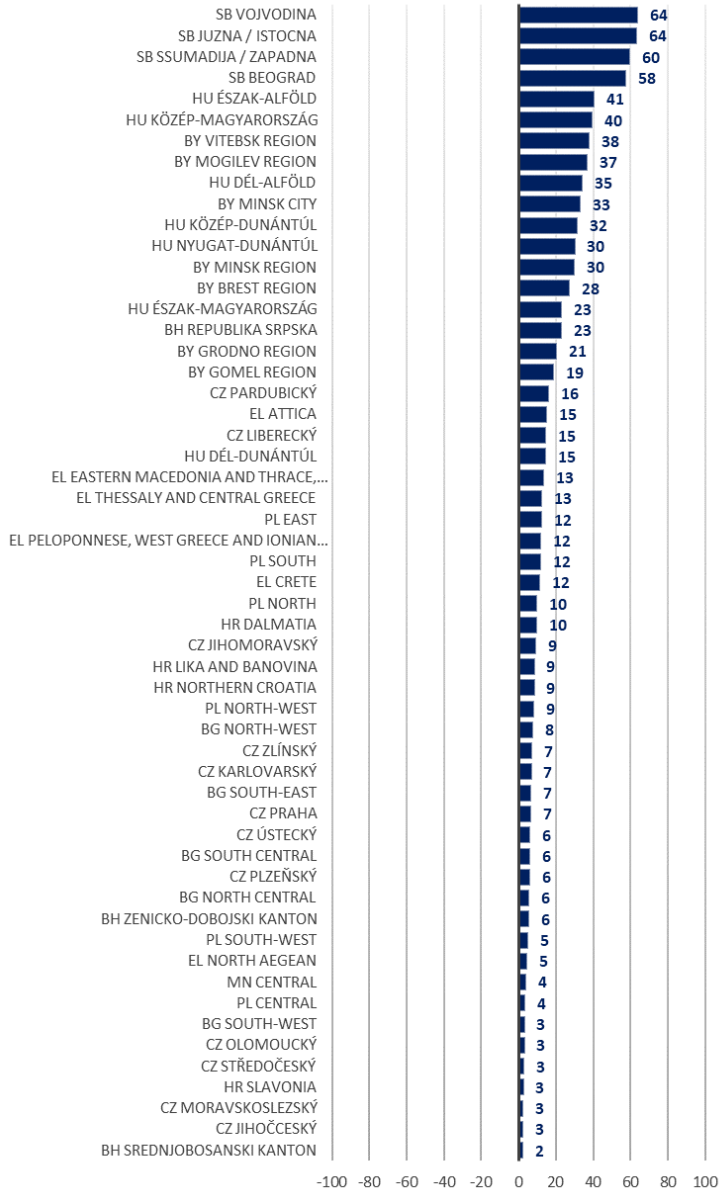
By NUTS2 regions - similarly to 2018 and 2019 - the inhabitants of the following **four Serbian regions**:

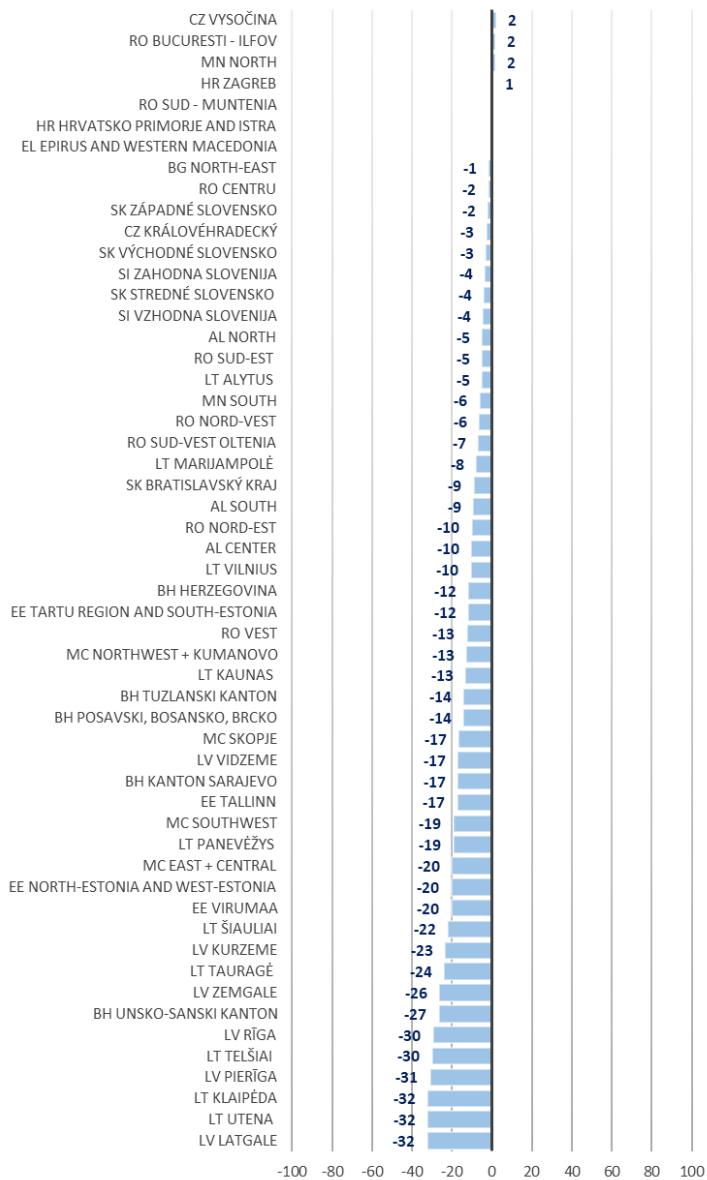
- Vojvodina (very close with +64 on the scale of -100-+100)
- Juzna / Istocna (very close with +64)
- Ssumadija / Zapadna (very close with +60)
- Beograd (very close with +58)

perceive the strongest connection with China. In addition to the above, six Hungarian and five Belorussian regions are amongst the TOP15 region in CEE (values between +23 and +41). **In the other end of the regional list, there are 13 Baltic, 1 Bosnian and 1 Macedonian regions, which indicated looser than neutral connection** (between -19 and -32 on the scale of -100-+100).

How strong do you think the relationship between China and your country?

-100-very loose; +100-very close (average value)





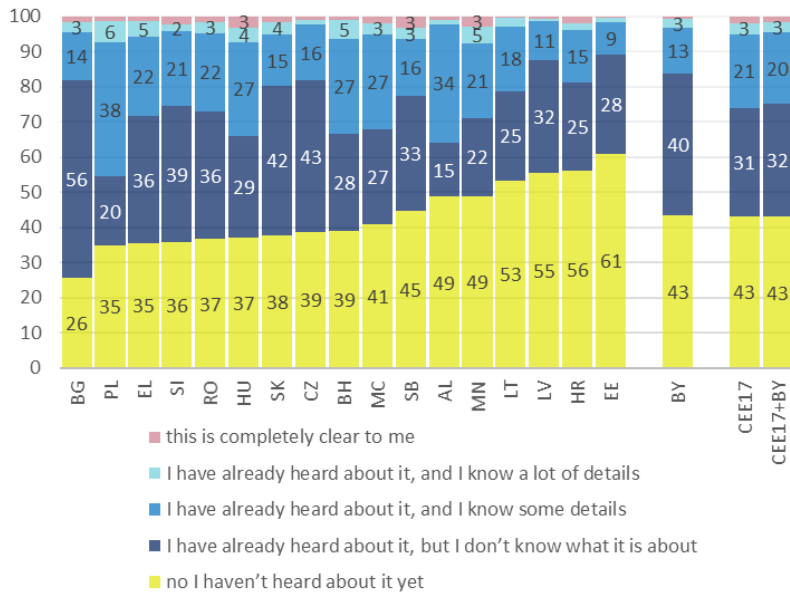
GKI - China-CEE Institute Nonprofit Ltd. survey

6. The awareness of cooperation between China and the CEE countries (Q4)

57% of the CEE17 people has already heard about the cooperation between China and the Central and Eastern European countries (this is 1 percentage point increase over 2019), while 43% has not. 54% of those who has already heard about the cooperation, does not know what it is about, 37% percent knows some details, and only 5% knows a lot of details, while 4% indicated that this is completely clear. The share of those who knows completely clearly increased by 1 percentage point over 2019.

The **countries with at least a lot of detailed information** about the cooperation in which the country participates are **Hungary, Montenegro, and Poland**. At the other end of the list are the less informed countries such as Estonia, Croatia, and Latvia. Compared to 2019, the countries with the largest improvement are Poland and Bosnia.

Have you ever heard about the cooperation between China and the Central and Eastern European countries (17+1), in which your country participates?³ (distribution of answers %)



GKI - China-CEE Institute Nonprofit Ltd. survey

³ Belorussia do not participate in this cooperation, thus the question in this country was the following: "Have you ever heard about the cooperation between China and the Central and Eastern European countries (17+1)?"

7. The evaluation of the possible impact of the New Silk Road (Belt and Road) Initiative (Q5)

38% of people (+1 percentage-point over 2019) in the CEE17 countries (same proportion in the CEE17 + BY) considers the possible impact of the New Silk Road Initiative (which aims to strengthen trade and economic relations between China and CEE countries) **in the next 5 years fruitful** (16% considers it very fruitful both in CEE17 and CEE17 + BY, just like in 2019). On the other hand, 11% calculates with moderate impact (+1 percentage-point over 2019), while only 6% thinks that this Initiative will have no impact at all (no change over last year). The remaining is neutral in this question.

The proportion of those, who considers a very fruitful impact, is the highest in the following countries:

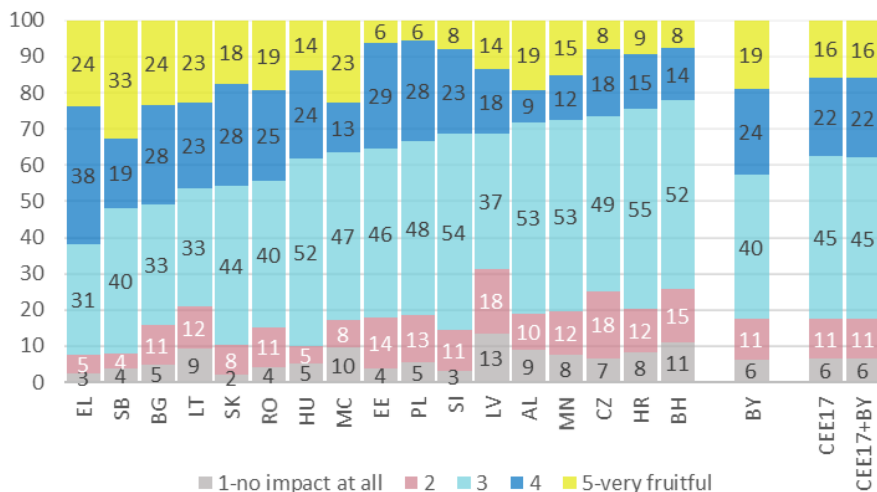
- Serbia (33%),
- Bulgaria (24%),
- and Greece (24%),

while the highest proportion with “no impact at all” was indicated in:

- Latvia (13%),
- Bosnia-Herzegovina (11%),
- and North Macedonia (10%).

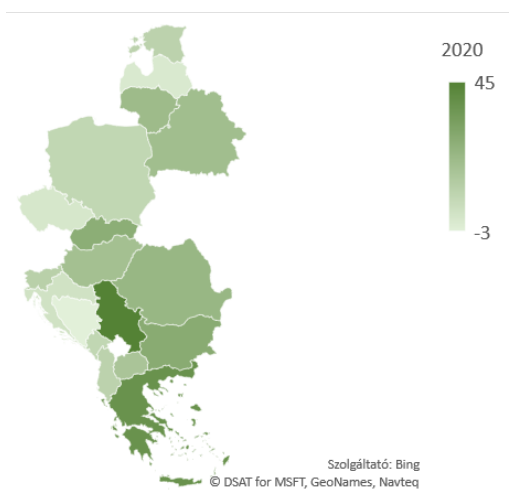
How do you consider the possible impact of the new Silk Road Initiative in the next 5 years, which aims to strengthen trade and economic relations between China and your country?

1-no impact at all; 5-very fruitful (distribution of answers %)



GKI - China-CEE Institute Nonprofit Ltd. survey

On the -100-+100 scale – just like in 2017, in 2018 and in 2019 – the inhabitants of **Serbia consider** the possible impact of the new Silk Road Initiative in the next 5 years **the most fruitful** (+45 vs. +41 in 2019), **followed by Greece** (+38 vs. +39 in 2019), **Bulgaria** (+27 vs. +34 in 2019) **and Slovakia** (+26 vs. +24 in 2019), while inhabitants of Bosnia-Herzegovina, Latvia and Czechia are the most pessimistic

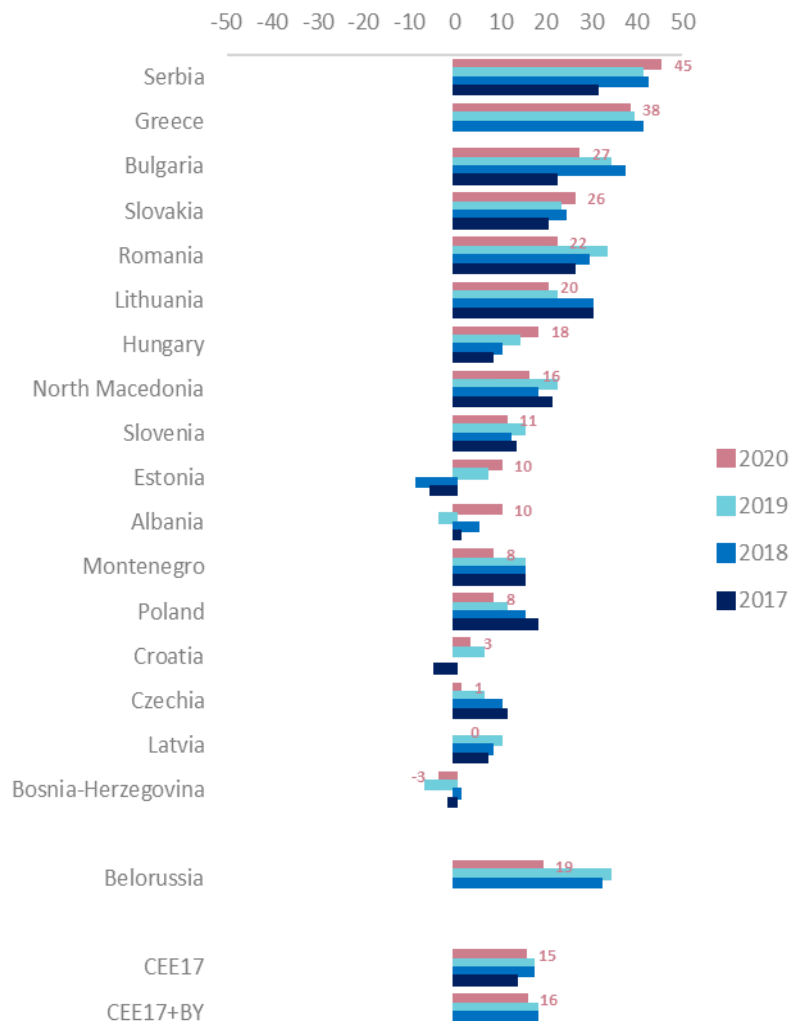


in this question. **The average value is +15 in the CEE17 (-1 point over 2019), which means a little positive than average consideration for the whole surveyed region.** Together with Belorussia, the average is +16. Compared to 2019,

the country with the greatest improvement is Albania, while the countries with the greatest deterioration are Romania and Latvia (together with Belorussia).

How do you consider the possible impact of the new Silk Road Initiative in the next 5 years, which aims to strengthen trade and economic relations between China and your country?

-100-no impact at all; +100-very fruitful (average value)

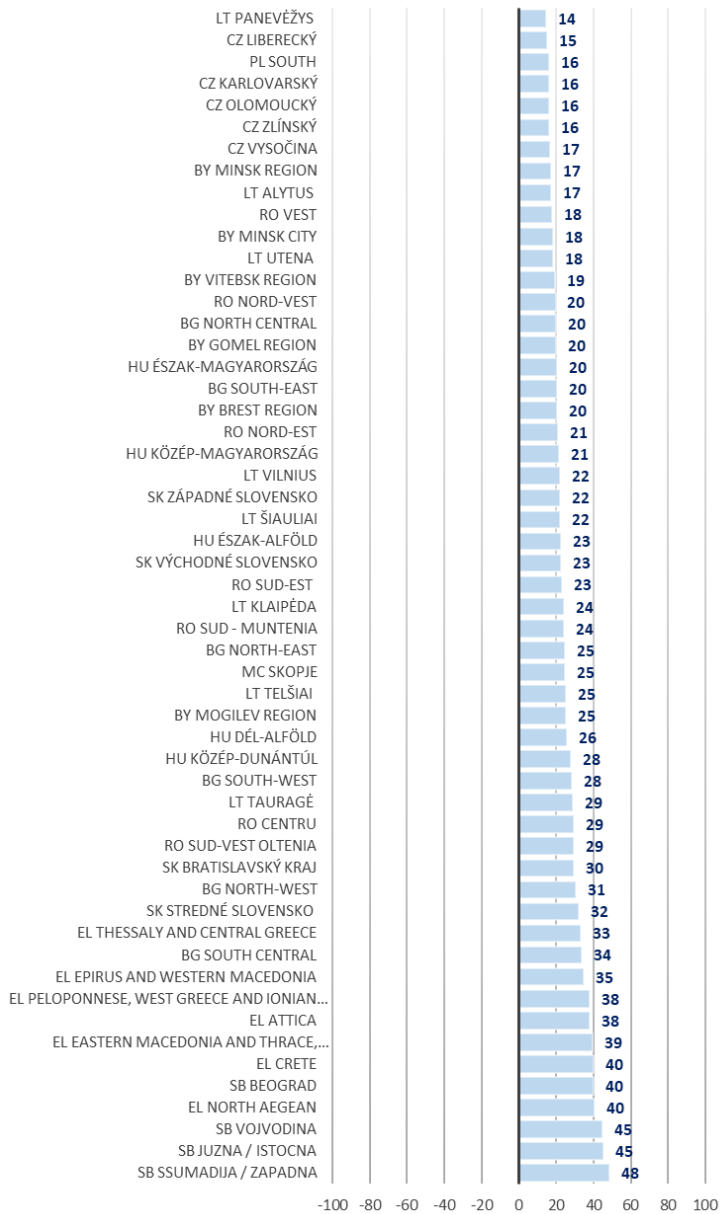


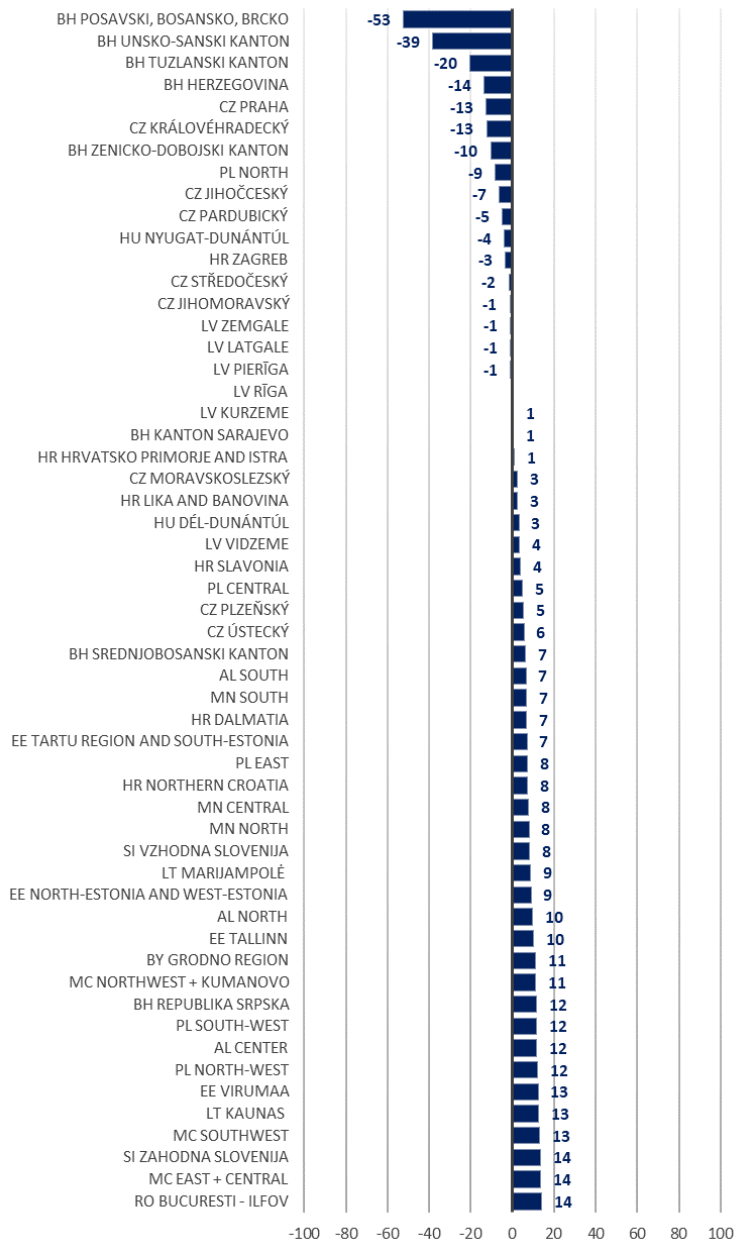
GKI - China-CEE Institute Nonprofit Ltd. survey

By NUTS2 regions, the TOP region in the CEE countries, which consider the possible impact of the New Silk Road Initiative in the next 5 years will be outstanding fruitful is Ssumadija / Zapadna (Serbia), with +48 value on the scale of -100-+100. This was followed by other 3 Serbian and 2 Greek regions, with values above +40. At the lower end of the regional list are 5 Bosnian and 2 Czech regions, which do not believe in any impact of this Initiative (values between -10 and -53).

How do you consider the possible impact of the new Silk Road Initiative in the next 5 years, which aims to strengthen trade and economic relations between China and your country?

-100-no impact at all; +100-very fruitful (average value)





GKI - China-CEE Institute Nonprofit Ltd. survey

8. Cross-examination of opinions

The four surveys in a row makes it possible to examine the relationship between the general opinion of the certain questions, especially in terms of those questions, where we were able to form symmetrical indices. These are Q1, Q2, Q3 and Q5.

The “How strong do you think the relationship between China and your country?” gives us the possibility to create country groups with close, neutral, and loose relationship. Based on the four-year (in terms of Greece and Belorussia three-year) averages, all the surveyed countries were classified into these three categories as follows:

- Close connection: Q3 average is between +10 and +54. Seven countries were included in this group:
 - Serbia
 - Belorussia
 - Hungary
 - Montenegro
 - Greece
 - Bulgaria
 - Poland
- Neutral connection: Q3 average is between -9 and +9. Other seven countries were included in this group:
 - Czechia
 - Bosnia-Herzegovina
 - Croatia
 - Albania
 - Romania
 - Slovenia
 - Slovakia
- Loose connection: Q3 average is between -10 and -24. The remaining four countries were grouped here:
 - Estonia

- Latvia
- Lithuania
- North Macedonia

The calculations clearly show that the stronger the relationship with China, the faster perceived China's development over the last 2 years (the differences between the groups are similar), and also the importance in the world in the last 5 years (in this case the "close" group is far above the two others). The countries with close connection consider the possible impact of the new Silk Road Initiative in the next 5 years much fruitful than the representatives of the "neutral" and the "loose" groups (interestingly, we note that in this case the average of the "loose" group is slightly above the "neutral").

Connection between the strength of relationship between China and countries and other index questions (Q1, Q2, Q5) scale -100 - +100 (average value)

How strong do you think the relationship between China and your country?	Groups	How do you evaluate China's economic development in the last 2 years? -100-very slow; +100-very fast	How has China's importance in the world changed over the last 5 years? -100-deteriorated a lot; +100-improved a lot	How do you consider the possible impact of the new Silk Road Initiative in the next 5 years, which aims to strengthen trade and economic relations between China and your country? -100-no impact at all; +100-very fruitful
	Close	49	51	25
	Neutral	43	43	10
	Loose	35	41	13

GKI - China-CEE Institute Nonprofit Ltd. survey; Notice: Based on four years data.

The above results are also confirmed by the correlation coefficient. In all cases the correlation is significant at the 0.01 level (2-tailed). Between Q3 and Q1 there is medium correlation, significant relationship, and between Q3 and Q2, and between Q3 and Q5 there is sure but weaker connection.

Correlation between Q3 and Q1, Q2, Q5

		Q1	Q2	Q5
Strength of the relationship between China and your country	Pearson Correlation	-0,461	-0,335	-0,380
	Sig. (2-tailed)	0,000	0,005	0,001

GKI - China-CEE Institute Nonprofit Ltd. survey; Notice: Based on four years data.

We have also created country groups of the question “How do you consider the possible impact of the new Silk Road Initiative in the next 5 years, which aims to strengthen trade and economic relations between China and your country?”⁴. The three groups are fruitful, slightly fruitful, and neutral. Based on the four-year average, the countries were classified into these three categories as follows:

- Fruitful: Q5 average is between +20 and +40. Seven countries were included in this group:

⁴ Belorussia do not participate in this cooperation, thus the question in this country was the following: “Have you ever heard about the cooperation between China and the Central and Eastern European countries (17+1)?”

- Serbia
- Greece
- Bulgaria
- Belorussia
- Romania
- Lithuania
- Slovakia
- Slightly fruitful: Q5 average is between +10 and +19. Five countries were included in this group:
 - North Macedonia
 - Hungary
 - Montenegro
 - Slovenia
 - Poland
- Loose connection: Q5 average is between +9 and -2. The remaining six countries were grouped here:
 - Estonia
 - Latvia
 - Czechia
 - Bosnia-Herzegovina
 - Croatia
 - Albania

Those countries which consider the possible impact of the new Silk Road Initiative in the next 5 years more fruitful, evaluate the relationship with China closer, rate China's development over the last 2 years faster and China's importance in the world in the last 5 years much improving, than those countries which are in the "slightly fruitful" and in the "neutral" groups.

Connection between the consideration of the possible impact of the Silk Road Initiative and other index questions (Q1, Q2, Q3) scale -100 - +100 (average value)

How do you consider the possible impact of the new Silk Road Initiative in the next 5 years, which aims to strengthen trade and economic relations between China and your country?	Groups	How do you evaluate China's economic development in the last 2 years? -100-very slow; +100-very fast	How has China's importance in the world changed over the last 5 years? -100-deteriorated a lot; +100-improved a lot	How strong do you think the relationship between China and your country? -100-very loose; +100-very close
	Fruitful		51	55
Slightly fruitful		41	42	7
Neutral		37	38	-7

GKI - China-CEE Institute Nonprofit Ltd. survey; Notice: Based on four years data.

The above results are also confirmed by the correlation coefficient. In all cases the correlation is significant at the 0.01 level (2-tailed). Between Q5 and Q1 and between Q5 and Q2 there is a medium correlation with significant relationship, while between Q5 and Q3 there is sure, but weaker connection.

Correlation between Q5 and Q1, Q2, Q3

		Q1	Q2	Q3
Consideration of the possible impact of the new Silk Road Initiative in the next 5 years, which aims to strengthen trade and economic relations between China and country	Pearson Correlation	-0,529	-0,577	-0,389
	Sig. (2-tailed)	0,000	0,000	0,001

GKI - China-CEE Institute Nonprofit Ltd. survey; Notice: Based on four years data.

9. Country profiles

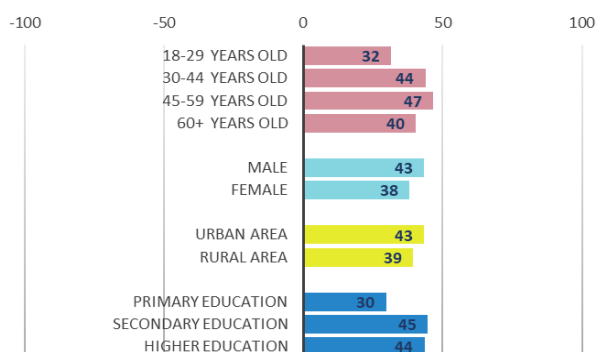
Albania

ALBANIA	2017	2018	2019	2020	
How do you evaluate China's economic development in the last 2 years? -100-very slow +100-very fast	34	26	19	41	--+
How has China's importance in the world changed over the last 5 years? -100-deteriorated a lot +100-improved a lot	34	27	19	36	--+
How strong do you think the relationship between China and your country? -100-very loose +100-very close	8	3	-4	-9	---
How do you consider the possible impact of the new Silk Road Initiative in the next 5 years, which aims to strengthen trade and economic relations between China and your country? -100-no impact at all +100-very fruitful	1	5	-3	10	--+

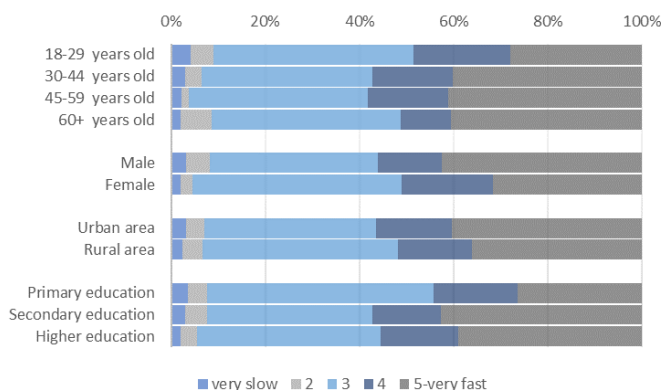
Inhabitants of Albania evaluate China's economic development - on the scale of -100 and +100 - in the last 2 years very fast (+41), much more faster than in 2019 (+19), on the other hand a bit slower than the CEE17 average (+44), which is the 9th place in rankings of the CEE17 countries. By age groups, the representatives of the 30-59 years old, by sex, the men, by township, the urban people, by the level of education, the secondary and the higher educated people rated above the Albanian average.

How do you evaluate China's economic development in the last 2 years?

average value -100-very slow +100-very fast



distribution of answers %

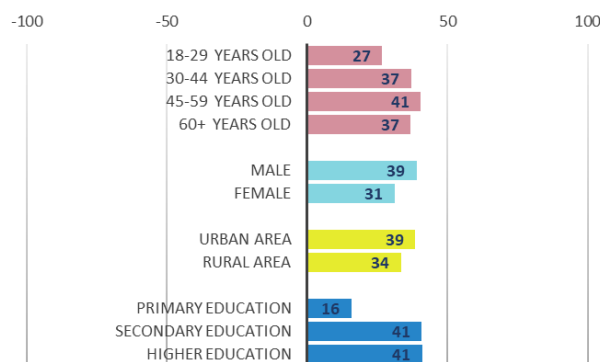


GKI - China-CEE Institute Nonprofit Ltd. survey

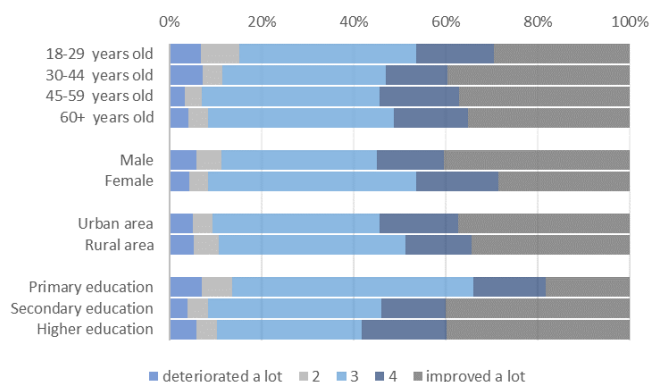
By the opinion of the Albanian people China's importance in the world improved over the last 5 years (+36), and it is under the CEE17 average (+44), which is the 12th place in rankings of the CEE17 countries. By age groups, the representatives of the 30+ years old people, by sex the men, by township the urban people, by the level of education, the secondary and the higher educated people rated above the Albanian average.

How has China's importance in the world changed over the last 5 years?

average value -100- deteriorated a lot +100- improved a lot



distribution of answers %

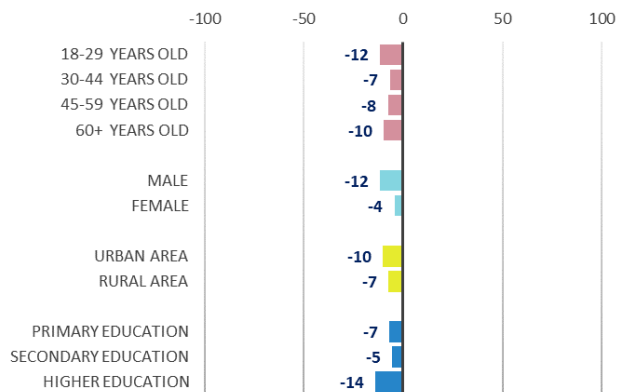


GKI - China-CEE Institute Nonprofit Ltd. survey

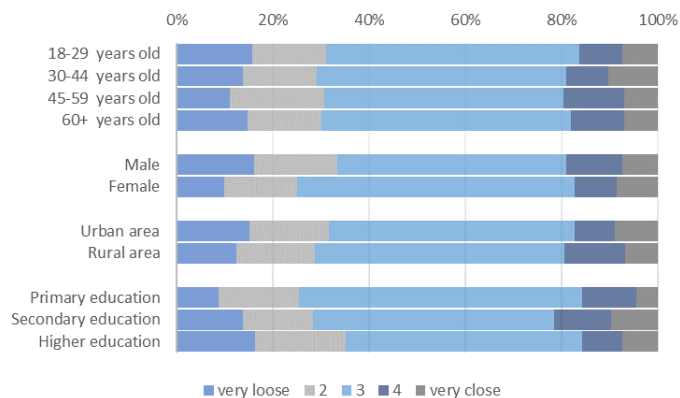
Inhabitants of Albania evaluate the relationship between China and Albania - on the scale of -100 and +100 - a bit looser than neutral (-9 vs. -4 in 2019), which is under the CEE17 average (+2), and which is the 13th place in rankings of the CEE17 countries. By age groups, the representatives of the 30-59 years old, by sex the women, by township, the rural people, by the level of education, the primary and secondary educated people rated above the Albanian average.

How strong do you think the relationship between China and your country?

average value -100-very loose; +100-very close



distribution of answers %

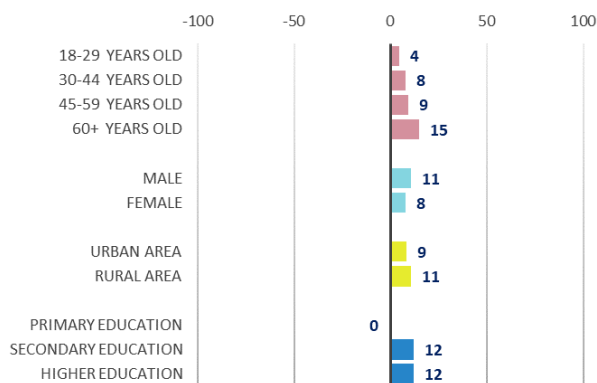


GKI - China-CEE Institute Nonprofit Ltd. survey

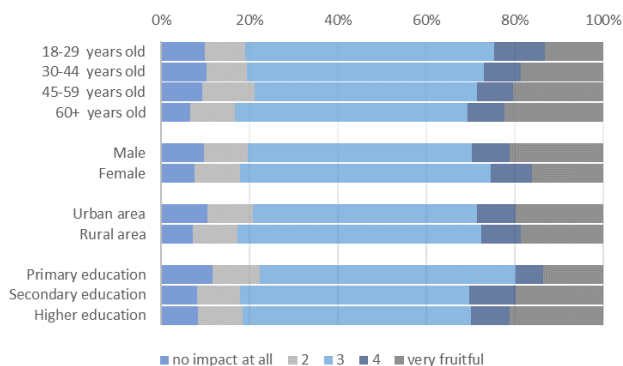
Albanian consider the possible impact of the New Silk Road Initiative - which aims to strengthen trade and economic relations between China and Albania - in the next 5 years slightly fruitful (+10 vs. -3 in 2019), at the same time a bit under the CEE17 average (+15), which is the 11th place in rankings of the CEE17 countries. By age groups, the representatives of the 60+ age group, by sex the men, by township, the rural people, by the level of education, the secondary and higher educated people rated above the Albanian average.

How do you consider the possible impact of the New Silk Road Initiative in the next 5 years, which aims to strengthen trade and economic relations between China and your country?

average value -100-no impact; +100-very fruitful



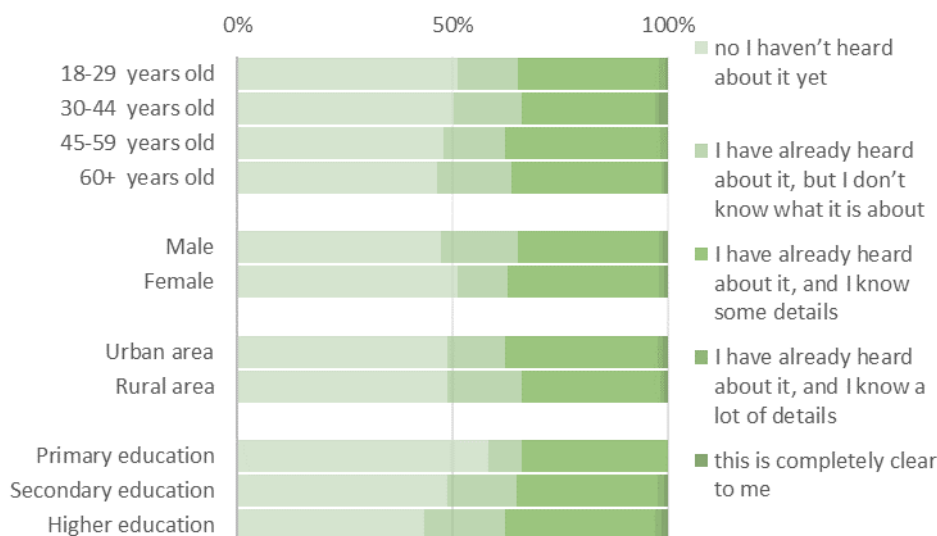
distribution of answers %



GKI - China-CEE Institute Nonprofit Ltd. survey

49% of the Albanian has not heard about the cooperation between China and the Central and Eastern European countries (17+1), in which Albania participates. Out of the remaining 51% (furthermore it is considered as 100%), 30% has already heard about it, but doesn't know what it is about, while 66% knows some, 2% a lot of details, and only 2% indicated that it is completely clear to him/her.

Have you ever heard about the cooperation between China and the Central and Eastern European countries (17+1), in which your country participates?
(distribution of answers %)



GKI - China-CEE Institute Nonprofit Ltd. survey

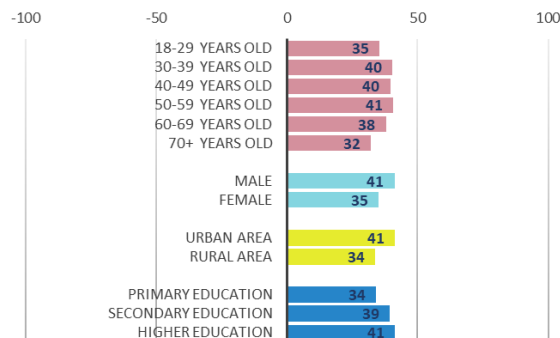
Bosnia-Herzegovina

BOSNIA-HERZEGOVINA	2017	2018	2019	2020	
How do you evaluate China's economic development in the last 2 years? -100-very slow +100-very fast	27	35	31	38	++
How has China's importance in the world changed over the last 5 years? -100-deteriorated a lot +100-improved a lot	24	28	26	29	++
How strong do you think the relationship between China and your country? -100-very loose +100-very close	2	1	1	2	-0+
How do you consider the possible impact of the new Silk Road Initiative in the next 5 years, which aims to strengthen trade and economic relations between China and your country? -100-no impact at all +100-very fruitful	-1	1	-6	-3	++

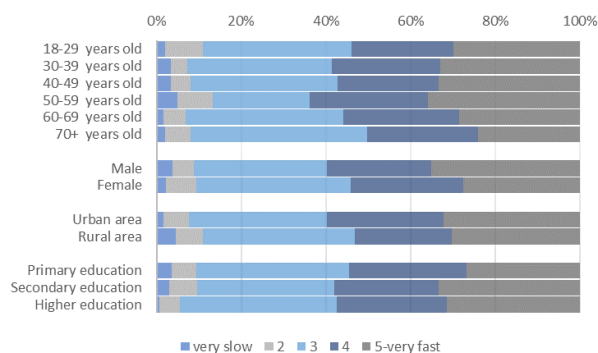
Inhabitants of Bosnia-Herzegovina evaluate China's economic development - on the scale of -100 and +100 - in the last 2 years fast (+38), faster than in 2019 (+31), on the other hand slower than the CEE17 average (+44), which is the 10th place in rankings of the CEE17 countries. By age groups, the representatives of the 30-59 years old, by sex, the men, by township, the urban people, by level of education, the secondary and the higher educated people rated above the Bosnian average.

How do you evaluate China's economic development in the last 2 years?

average value -100-very slow +100-very fast



distribution of answers %

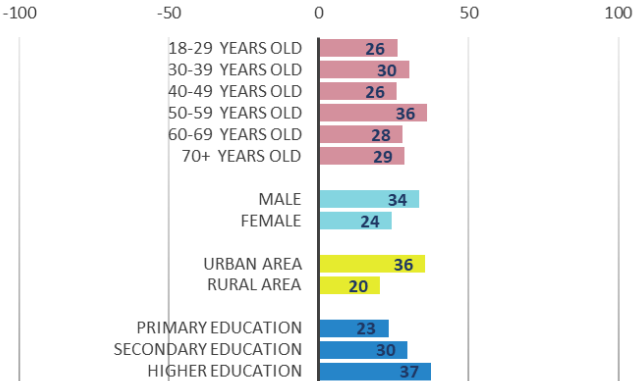


GKI - China-CEE Institute Nonprofit Ltd. survey

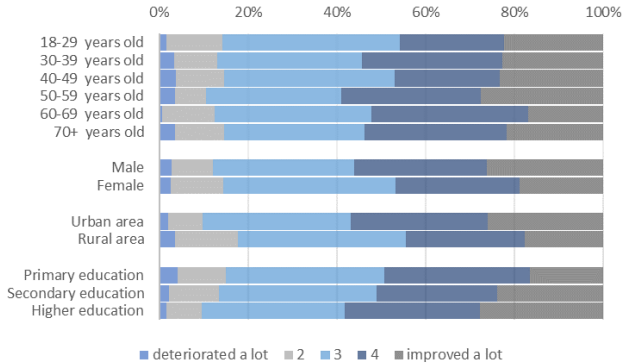
By the opinion of the Bosnian people China's importance in the world improved over the last 5 years (+29 vs. +26 in 2019), but it is under the CEE17 average (+44), which is the 15th place in rankings of the CEE17 countries. By age groups, the most the representatives of the 30-39 and the 50-59 years old people, by sex the men, by township, the urban people, by the level of education, the secondary and the higher educated people rated above the Bosnian average.

How has China's importance in the world changed over the last 5 years?

average value -100- deteriorated a lot +100- improved a lot



distribution of answers %

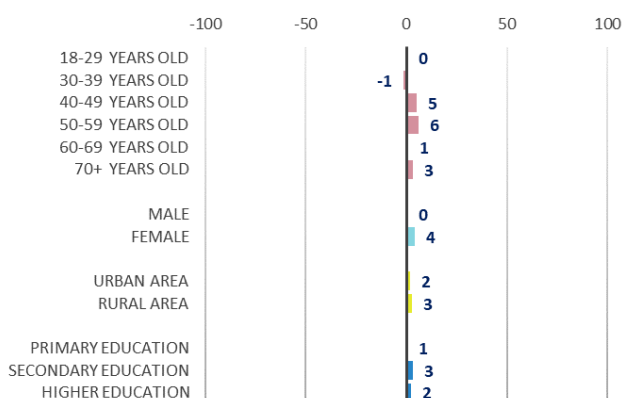


GKI - China-CEE Institute Nonprofit Ltd. survey

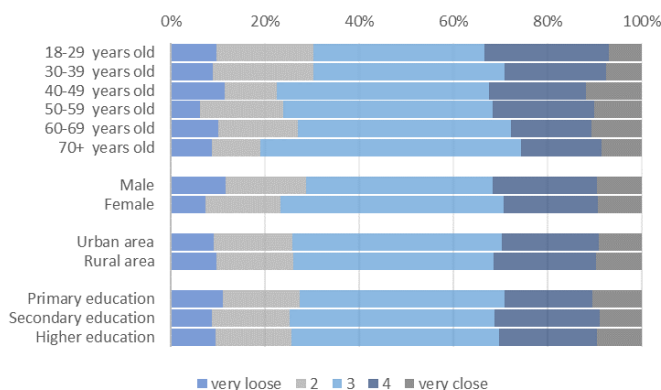
Inhabitants of Bosnia evaluate the relationship between China and Bosnia - on the scale of -100 and +100 - neither strong nor loose (+2 vs. +1 in 2019), which equals the CEE17 average (+2), and which is the 8th place in rankings of the CEE17 countries. By age groups, the representatives of the 40-59 and the 70+ age group, by sex, the women, by township, the rural people, by the level of education, the secondary educated people rated above the Bosnian average.

How strong do you think the relationship between China and your country?

average value -100-very loose; +100-very close



distribution of answers %

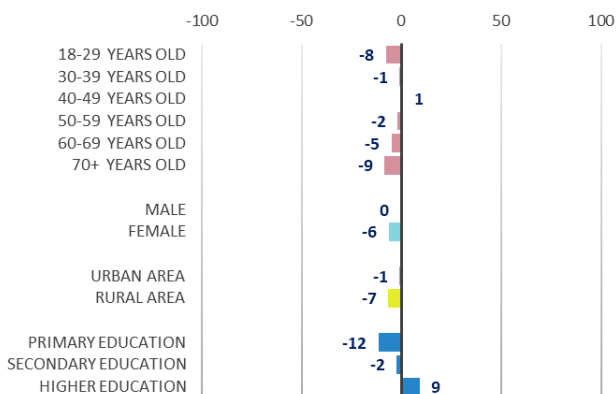


GKI - China-CEE Institute Nonprofit Ltd. survey

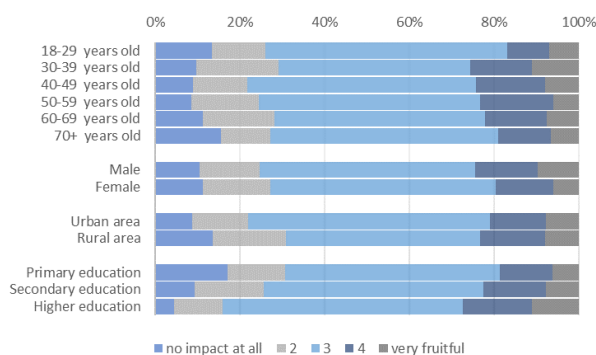
Bosnians consider the possible impact of the New Silk Road Initiative - which aims to strengthen trade and economic relations between China and Bosnia-Herzegovina - in the next 5 years nearly neutral (-3 vs. -6 in 2019), at the same time under the CEE17 average (+15), which is the last place in rankings of the CEE17 countries. By age groups, the representatives of the 30-59 age group, by sex, the men, by township, the urban people, by the level of education, the secondary and higher educated people rated above the Bosnian average.

How do you consider the possible impact of the New Silk Road Initiative in the next 5 years, which aims to strengthen trade and economic relations between China and your country?

average value -100-no impact; +100-very fruitful



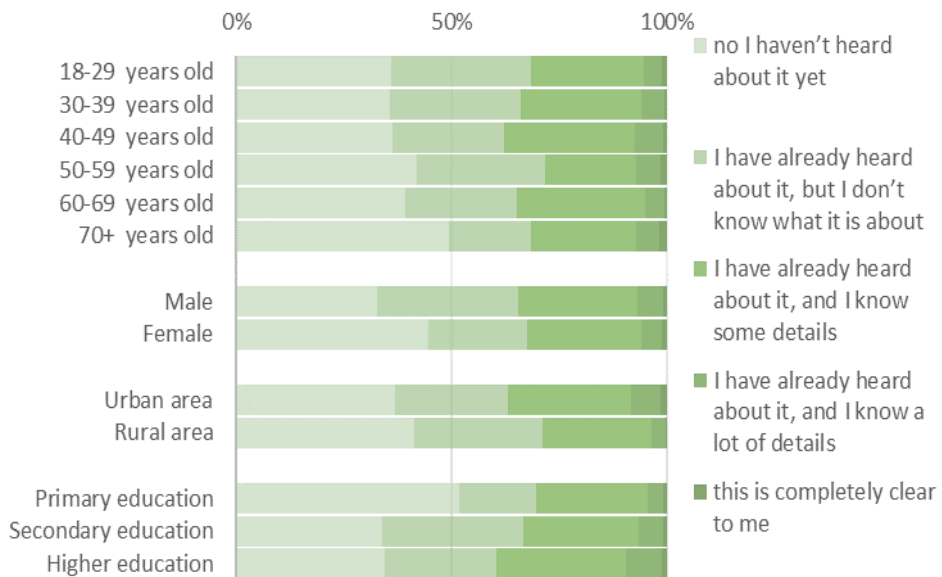
distribution of answers %



GKI - China-CEE Institute Nonprofit Ltd. survey

39% of the Bosnians has not heard about the cooperation between China and the Central and Eastern European countries (17+1), in which Bosnia-Herzegovina participates. Out of the remaining 61% (furthermore it is considered as 100%), 45% has already heard about it, but doesn't know what it is about, while 44% knows some, 9% a lot of details, and only 2% indicated that it is completely clear to him/her.

Have you ever heard about the cooperation between China and the Central and Eastern European countries (17+1), in which your country participates?
(distribution of answers %)



GKI - China-CEE Institute Nonprofit Ltd. survey

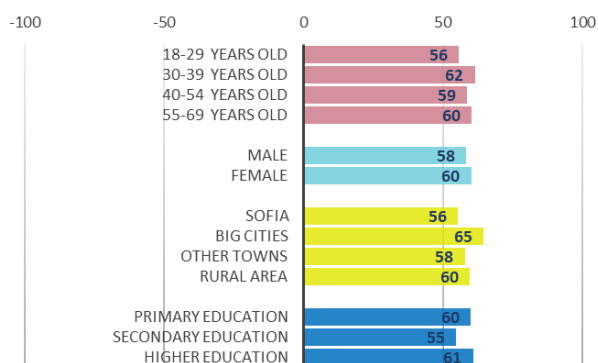
Bulgaria

BULGARIA	2017	2018	2019	2020	
How do you evaluate China's economic development in the last 2 years? -100-very slow +100-very fast	57	68	66	59	+--
How has China's importance in the world changed over the last 5 years? 100-deteriorated a lot +100-improved a lot	53	68	67	57	+--
How strong do you think the relationship between China and your country? -100-very loose +100-very close	12	15	9	5	+--
How do you consider the possible impact of the new Silk Road Initiative in the next 5 years, which aims to strengthen trade and economic relations between China and your country? -100-no impact at all +100-very fruitful	22	37	34	27	+--

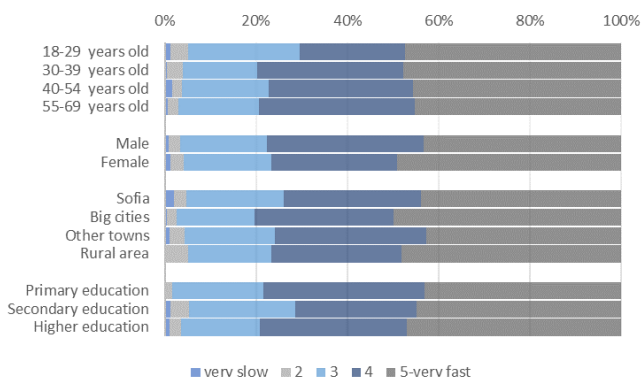
Inhabitants of Bulgaria evaluate China's economic development - on the scale of -100 and +100 - in the last 2 years very fast (+59), slower than in 2019 (+66), but faster than the CEE17 average (+44), which means the 2nd place in rankings of the CEE17 countries. By age groups, the representatives of the 30-39 and the 55-69 years old, by sex, the women, by township, the people who live in big cities and in rural area, by the level of education, the primary and the higher educated people rated above the Bulgarian average.

How do you evaluate China's economic development in the last 2 years?

average value -100-very slow +100-very fast



distribution of answers %

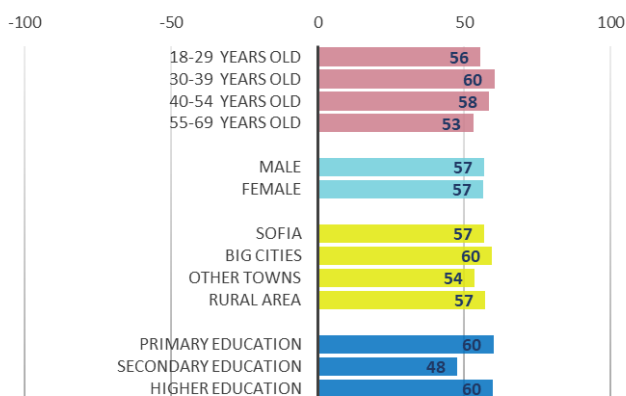


GKI - China-CEE Institute Nonprofit Ltd. survey

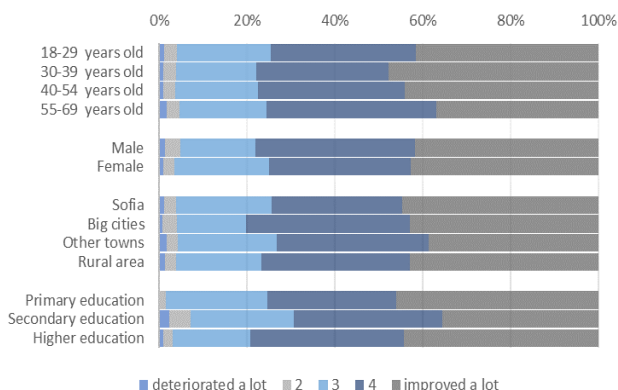
By the opinion of the Bulgarian people China's importance in the world improved a lot over the last 5 years very much (+57, this is below the 2019 value, which was +67), which is above the CEE17 average (+44), and which is the 3rd place in rankings of the CEE17 countries. By age groups, the 30-54 years old, by township, the people who live in big cities, by the level of education, the primary and the higher educated people rated above the Bulgarian average.

How has China's importance in the world changed over the last 5 years?

average value -100- deteriorated a lot +100- improved a lot



distribution of answers %

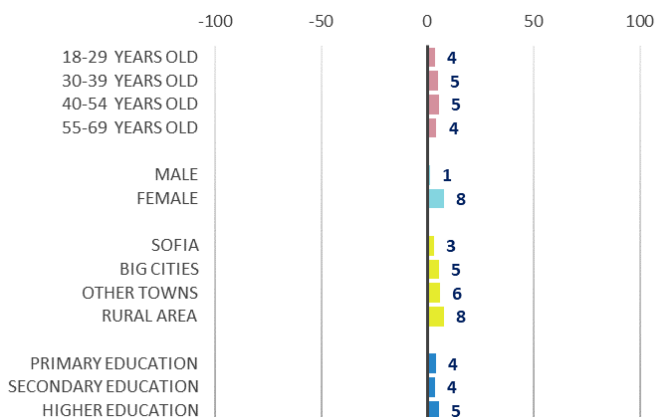


GKI - China-CEE Institute Nonprofit Ltd. survey

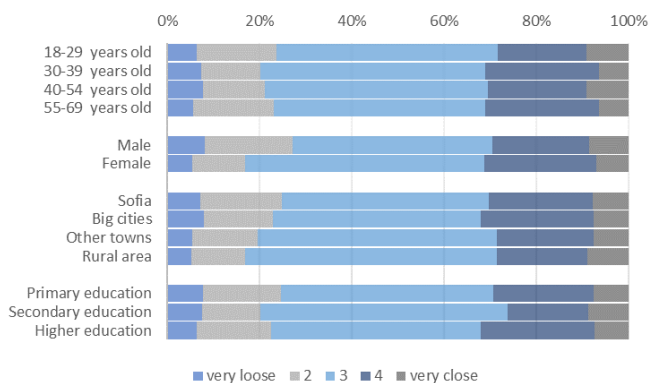
Inhabitants of Bulgaria evaluate the relationship between China and Bulgaria - on the scale of -100 and +100 - slightly strong (+5), which is lower than in 2019 (+9). This value is above the CEE17 average (+2), and it means the 6th place in rankings of the CEE17 countries. By sex, the women, by township, the people who live in smaller (other) towns and in the rural area rated above the Bulgarian average.

How strong do you think the relationship between China and your country?

average value -100-very loose; +100-very close



distribution of answers %

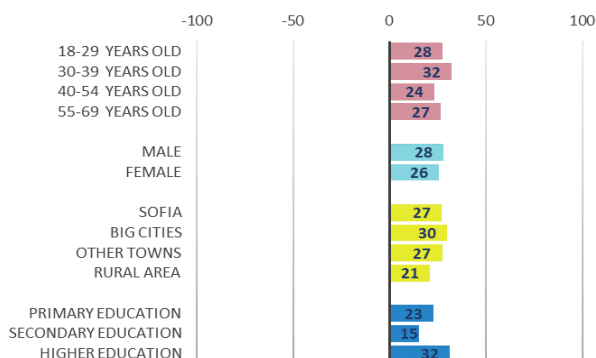


GKI - China-CEE Institute Nonprofit Ltd. survey

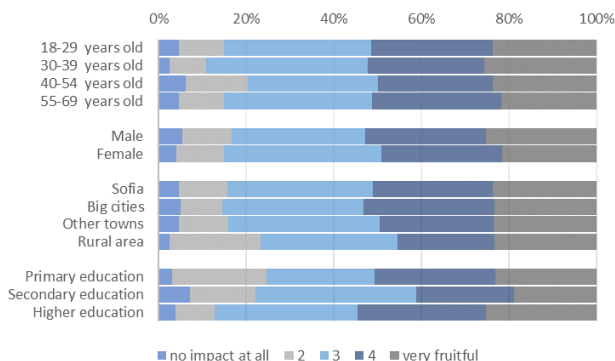
Bulgarian people consider the possible impact of the New Silk Road Initiative - which aims to strengthen trade and economic relations between China and Bulgaria in the next 5 years positive (+27), but less positive than in 2019 (+34). On the other hand, this value is above the CEE17 average (+15) and means the 3rd place in rankings of the CEE17 countries. By age groups, the representatives of 18-39 years old, by sex, the men, by settlement type, those who live in big cities, by the level of education, the higher educated people rated above the Bulgarian average.

How do you consider the possible impact of the New Silk Road Initiative in the next 5 years, which aims to strengthen trade and economic relations between China and your country?

average value -100-no impact; +100-very fruitful



distribution of answers %

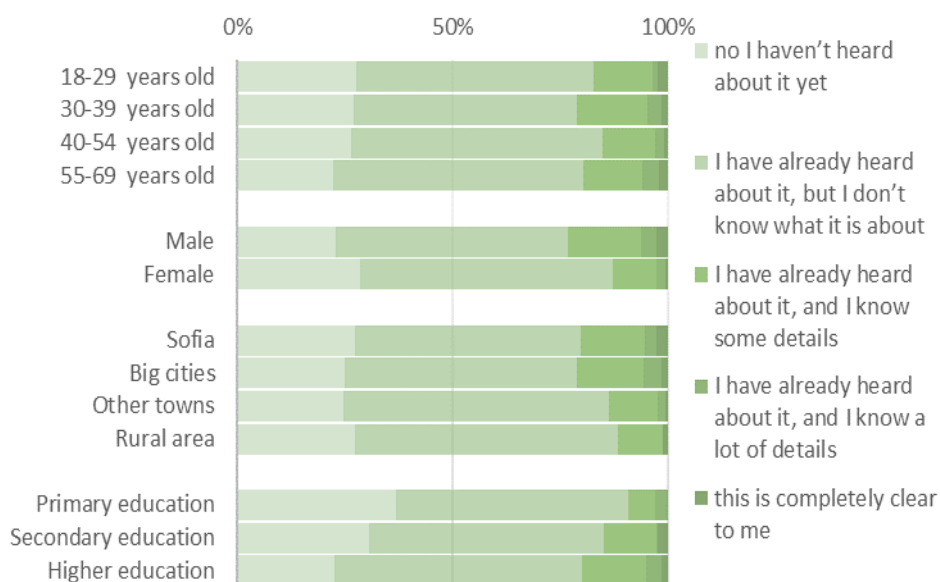


GKI - China-CEE Institute Nonprofit Ltd. survey

26% of the Bulgarians has not heard about the cooperation between China and the Central and Eastern European countries (17+1), in which Bulgaria participates. Out of the remaining 74% (furthermore it is considered as 100%), 76% has already heard about it, but doesn't know what it is about, while 18% knows some, 4% a lot of details, and 2% indicated that it is completely clear to him/her.

Have you ever heard about the cooperation between China and the Central and Eastern European countries (17+1), in which your country participates?

distribution of answers %



GKI - China-CEE Institute Nonprofit Ltd. survey

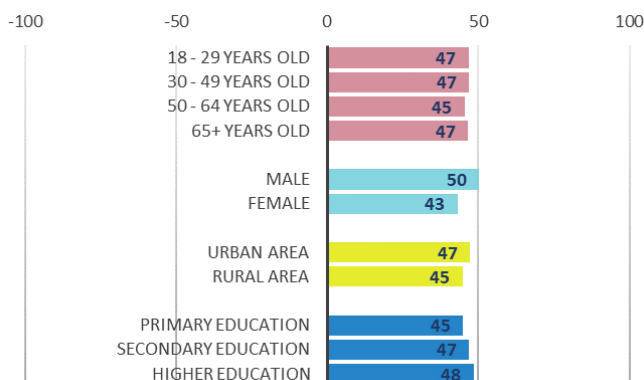
Croatia

CROATIA	2017	2018	2019	2020	
How do you evaluate China's economic development in the last 2 years? -100-very slow +100-very fast	40	39	43	47	--+
How has China's importance in the world changed over the last 5 years? - 100-deteriorated a lot +100-improved a lot	43	42	46	47	--+
How strong do you think the relationship between China and your country? -100-very loose +100-very close	-15	0	5	5	++0
How do you consider the possible impact of the new Silk Road Initiative in the next 5 years, which aims to strengthen trade and economic relations between China and your country? -100-no impact at all +100- very fruitful	-4	0	6	3	++-

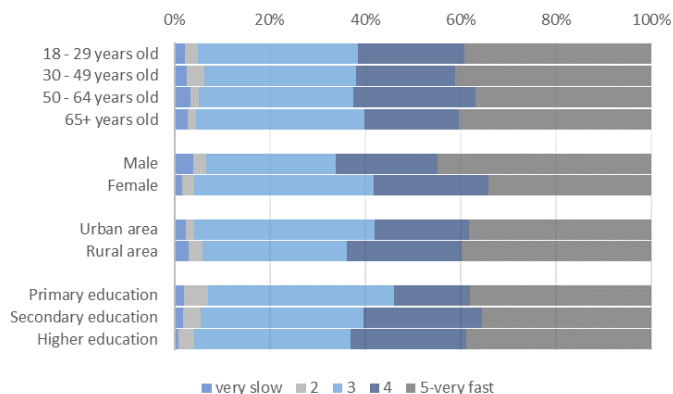
Inhabitants of Croatia evaluate China's economic development - on the scale of -100 and +100 - in the last 2 years fast (+47), faster than last year (+43) and faster than the CEE17 average (+44), which means the 7th place in rankings of the CEE17 countries. By sex, the men, by township, the people who live in the urban area, by the level of education, the higher educated people rated above the Croatian average.

How do you evaluate China's economic development in the last 2 years?

average value -100-very slow +100-very fast



distribution of answers %

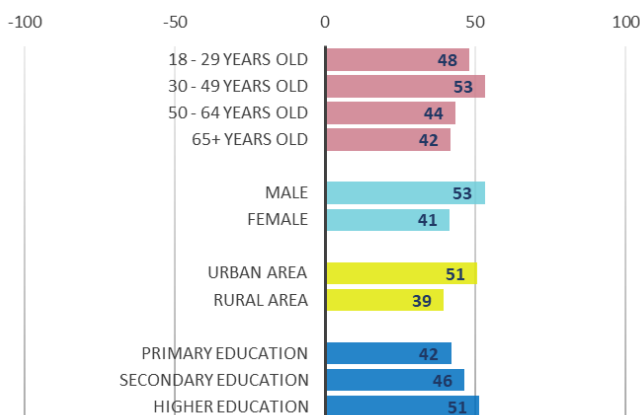


GKI - China-CEE Institute Nonprofit Ltd. survey

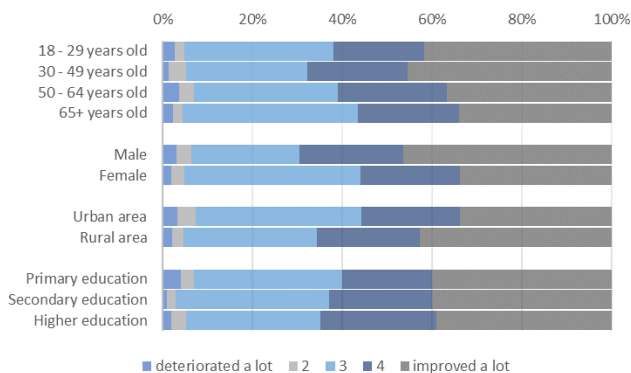
By the opinion of the Croatian people, China's importance in the world improved the last 5 years (+47 vs. +46 in 2019), which is slight above the CEE17 average (+44), and which is the 8th place in rankings of the CEE17 countries. By age groups, the 18-49 years old, by sex, the men, by township, the people who live in the urban area, by the level of education, the higher educated people rated above the Croatian average.

How has China's importance in the world changed over the last 5 years?

average value -100- deteriorated a lot +100- improved a lot



distribution of answers %

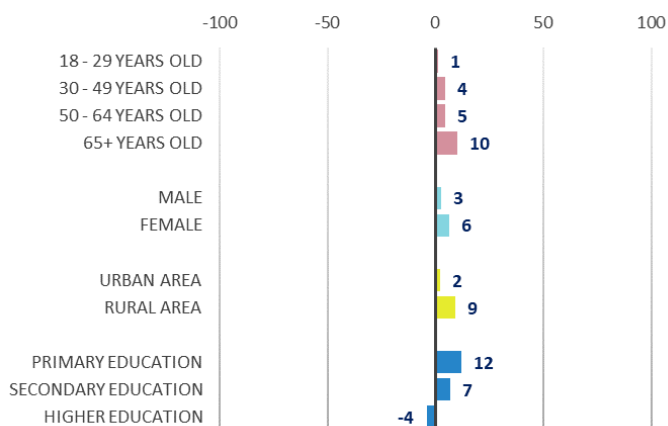


GKI - China-CEE Institute Nonprofit Ltd. survey

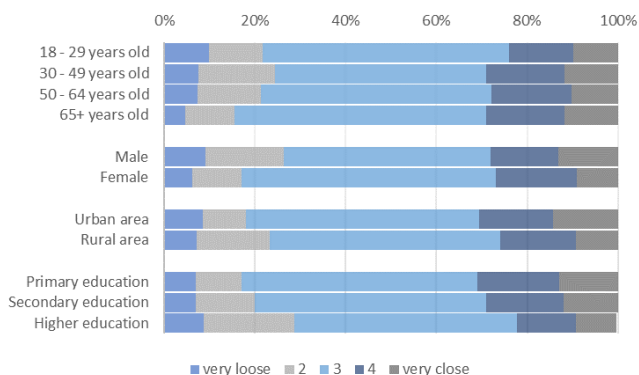
Inhabitants of Croatia evaluate the relationship between China and Croatia - on the scale of -100 and +100 - neutral (+5), which means no change over 2019 (+5). This value is above the CEE17 average (+2), and it means the 7th place in rankings of the CEE17 countries. By age groups, the 65+ years old, by sex, the women, by township, the people who live in the rural area, by the level of education, the primary and secondary educated people rated above the Croatian average.

How strong do you think the relationship between China and your country?

average value -100-very loose; +100-very close



distribution of answers %

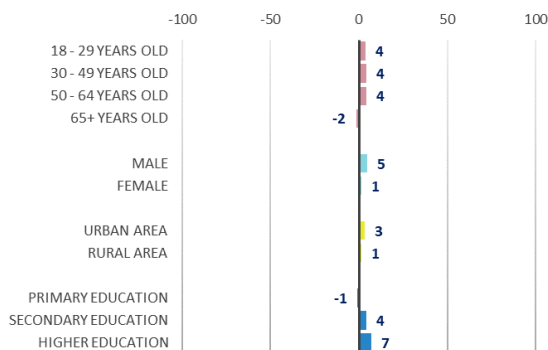


GKI - China-CEE Institute Nonprofit Ltd. survey

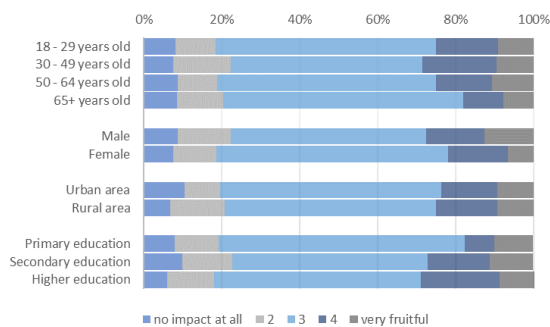
Croatians consider the possible impact of the New Silk Road Initiative - which aims to strengthen trade and economic relations between China and Croatia - in the next 5 years better than neutral (+3), but worse than a year ago (+6). On the other hand, this value is under the CEE17 average (+15) and means the 14th place in rankings of the CEE17 countries. By age groups, the 18-29, the 30-49 and the 50-64 years old, by sex, the men, by township, the people who live in the urban area, by the level of education, the secondary and higher educated people rated above the Croatian average.

How do you consider the possible impact of the New Silk Road Initiative in the next 5 years, which aims to strengthen trade and economic relations between China and your country?

average value -100-no impact; +100-very fruitful



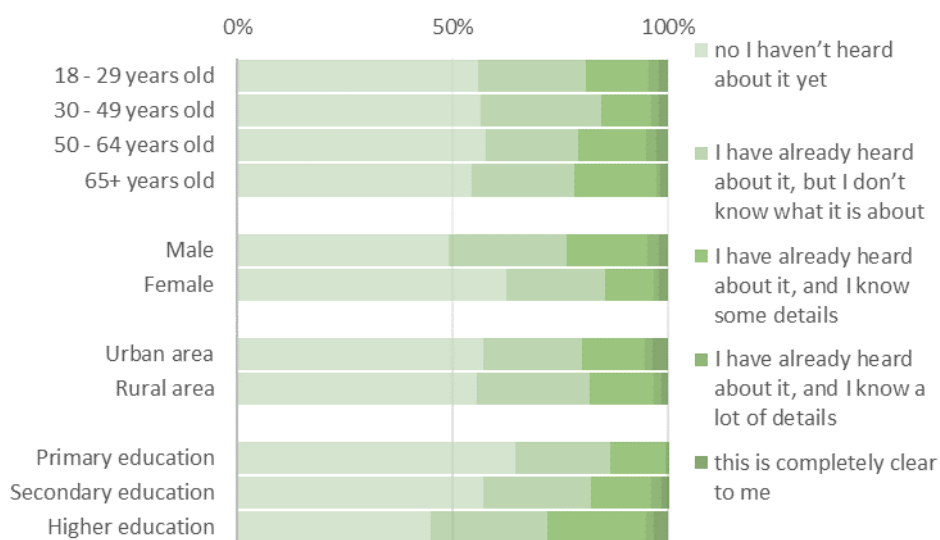
distribution of answers %



GKI - China-CEE Institute Nonprofit Ltd. survey

56% of the Croatian people has not heard about the cooperation between China and the Central and Eastern European countries (17+1), in which Croatia participates. Out of the remaining 44% (furthermore it is considered as 100%), 57% has already heard about it, but doesn't know what it is about, while 34% knows some, 4% knows a lot of details, and 5% indicated that it is completely clear to him/her.

Have you ever heard about the cooperation between China and the Central and Eastern European countries (17+1), in which your country participates?
(distribution of answers %)



GKI - China-CEE Institute Nonprofit Ltd. survey

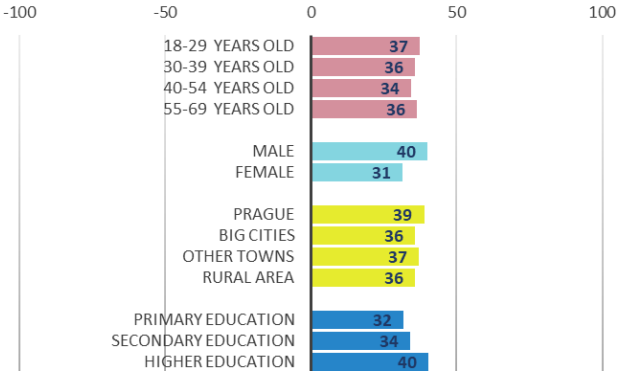
Czechia

CZECHIA	2017	2018	2019	2020	
How do you evaluate China's economic development in the last 2 years? -100-very slow +100-very fast	34	41	37	36	+--
How has China's importance in the world changed over the last 5 years? -100-deteriorated a lot +100-improved a lot	36	37	33	27	+--
How strong do you think the relationship between China and your country? -100-very loose +100-very close	5	4	2	6	--+
How do you consider the possible impact of the new Silk Road Initiative in the next 5 years, which aims to strengthen trade and economic relations between China and your country? -100-no impact at all +100-very fruitful	11	10	6	1	---

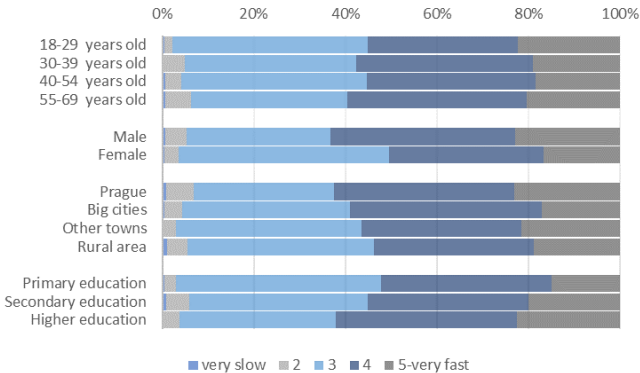
Inhabitants of Czechia evaluate China’s economic development - on the scale of -100 and +100 - in the last 2 years fast (+36), a bit slower than in 2019 (+37) and slower than the CEE17 average (+44), which means the 13th place in rankings of the CEE17 countries. By age groups, the representatives of 18-29 years old, by sex, the men, by township, the people who live in Prague and in smaller (other) towns, by the level of education, the higher educated people rated above the Czech average.

How do you evaluate China’s economic development in the last 2 years?

average value -100-very slow +100-very fast



distribution of answers %

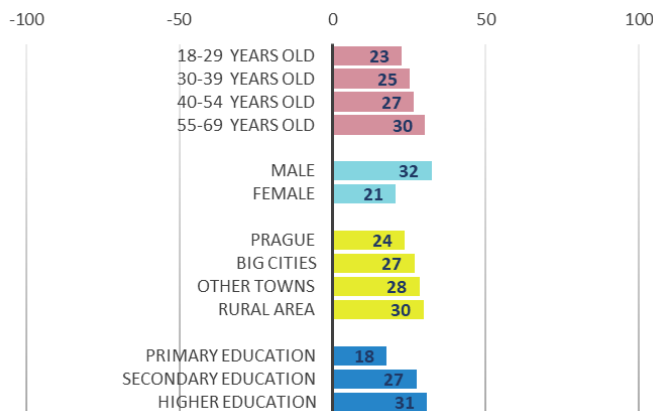


GKI - China-CEE Institute Nonprofit Ltd. survey

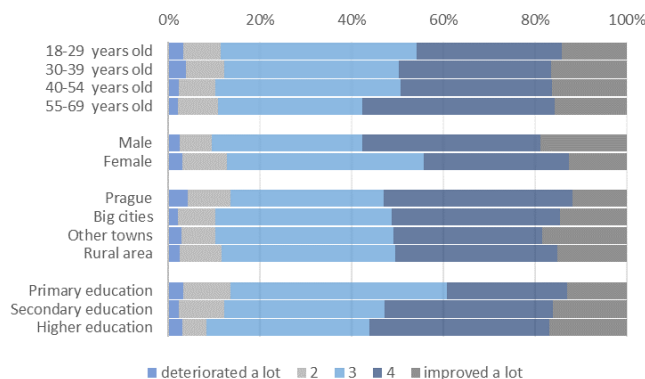
By the opinion of the Czech people China's importance in the world improved over the last 5 years (+27 vs. +33 in 2019), which is under the CEE17 average (+44), and which is the 16th place in rankings of the CEE17 countries. By age groups, the representatives of the 55-69 years old, by sex, the men, by township, the people who live other towns and in the rural area, by the level of education, the higher educated people rated above the Czech average.

How has China's importance in the world changed over the last 5 years?

average value -100- deteriorated a lot +100- improved a lot



distribution of answers %

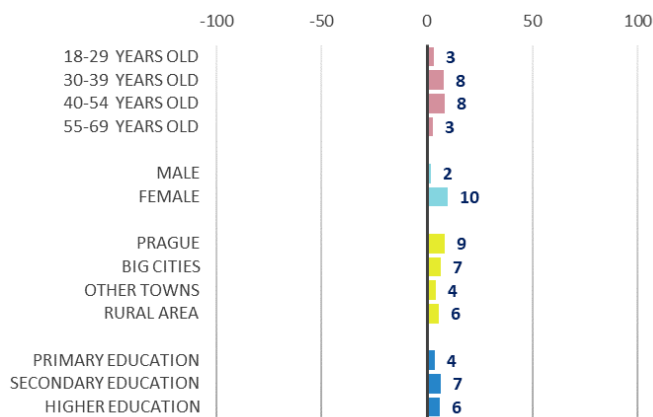


GKI - China-CEE Institute Nonprofit Ltd. survey

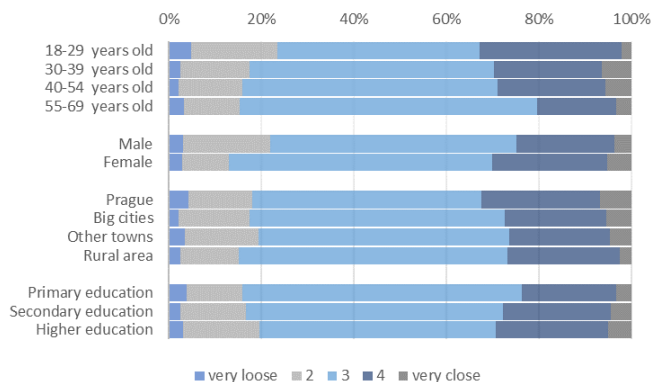
Inhabitants of Czechia evaluate the relationship between China and Czechia - on the scale of -100 and +100 – rather neutral (+6), but a bit closer than in 2019 (+2). This value is slightly above the CEE17 average (+2), and it means the 5th place in rankings of the CEE17 countries. By age groups, the 30-54 years old, by sex the women, by township, the people who live in Prague and other big cities, by the level of education, the secondary educated people rated above the Czech average.

How strong do you think the relationship between China and your country?

average value -100-very loose; +100-very close



distribution of answers %

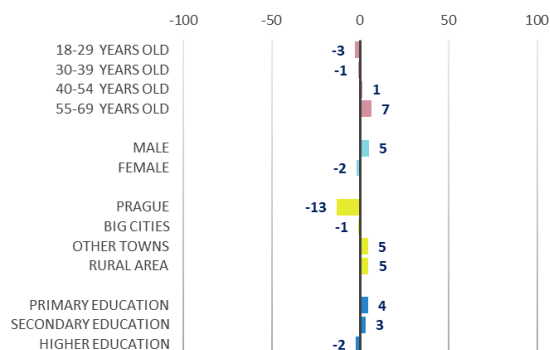


GKI - China-CEE Institute Nonprofit Ltd. survey

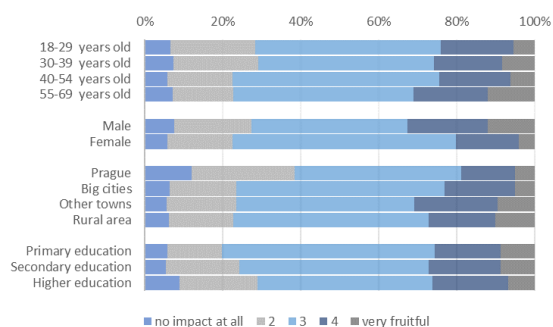
Czechs consider the possible impact of the New Silk Road Initiative - which aims to strengthen trade and economic relations between China and Czechia - in the next 5 years slightly positive (+1), less positive than in 2019 (+6). On the other hand, this value is under the CEE17 average (+15) and means the 15th place in rankings of the CEE17 countries. By age groups, the representatives of the 55-69 years old, by sex, the men, by township, the people who live in smaller (other) towns and the rural area, by the level of education, the primary and secondary educated people rated above the Czech average.

How do you consider the possible impact of the New Silk Road Initiative in the next 5 years, which aims to strengthen trade and economic relations between China and your country?

average value -100-no impact; +100-very fruitful



distribution of answers %

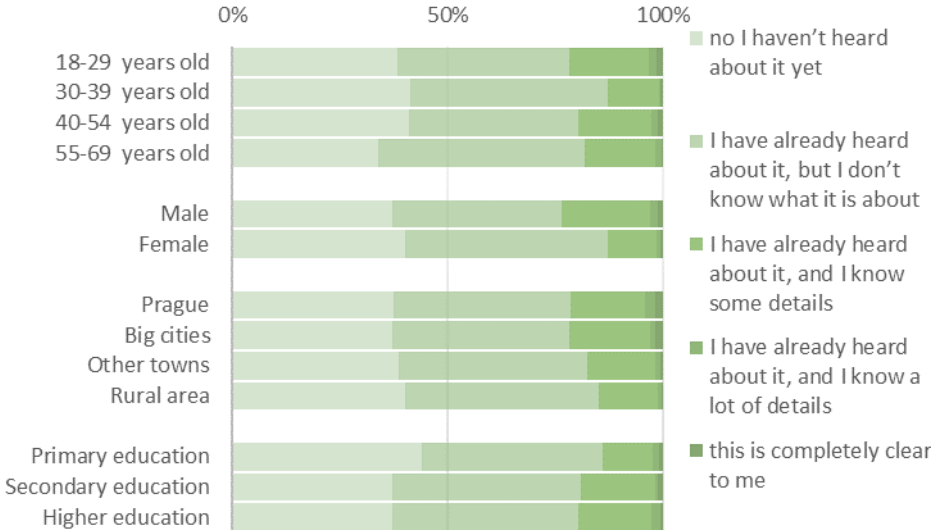


GKI - China-CEE Institute Nonprofit Ltd. survey

39% of the Czechs has not heard about the cooperation between China and the Central and Eastern European countries (17+1), in which Czechia participates. Out of the remaining 61% (furthermore it is considered as 100%), 70% has already heard about it, but doesn't know what it is about, while 26% knows some, 2% a lot of details, and only 2% indicated that it is completely clear to him/her.

Have you ever heard about the cooperation between China and the Central and Eastern European countries (17+1), in which your country participates?

distribution of answers %



GKI - China-CEE Institute Nonprofit Ltd. survey

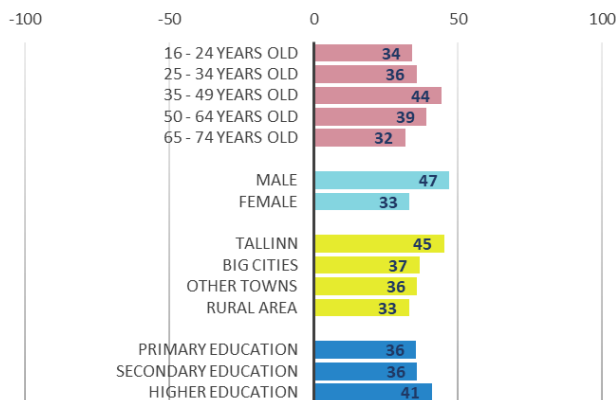
Estonia

ESTONIA	2017	2018	2019	2020	
How do you evaluate China's economic development in the last 2 years? -100-very slow +100-very fast	41	33	43	38	--
How has China's importance in the world changed over the last 5 years? -100-deteriorated a lot +100-improved a lot	47	40	54	46	--
How strong do you think the relationship between China and your country? -100-very loose +100-very close	-20	-27	-26	-17	++
How do you consider the possible impact of the new Silk Road Initiative in the next 5 years, which aims to strengthen trade and economic relations between China and your country? -100-no impact at all +100-very fruitful	-5	-8	7	10	++

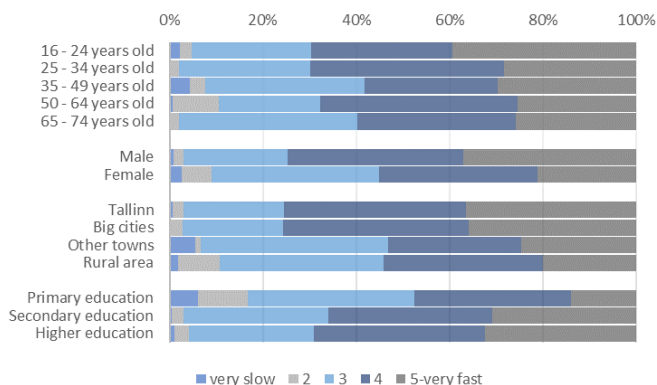
Inhabitants of Estonia evaluate China's economic development - on the scale of -100 and +100 - in the last 2 years fast (+38), but slower than a year ago (+43), and slower than the CEE17 average (+44), which means the 11th place in rankings of the CEE17 countries. By age groups, the 35-64 age group, by sex, the men, by township, the people who live in Tallinn, by the level of education, the higher educated people rated above the Estonian average.

How do you evaluate China's economic development in the last 2 years?

average value -100-very slow +100-very fast



distribution of answers %

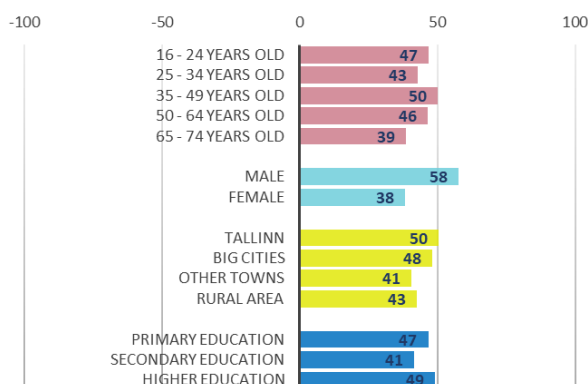


GKI - China-CEE Institute Nonprofit Ltd. survey

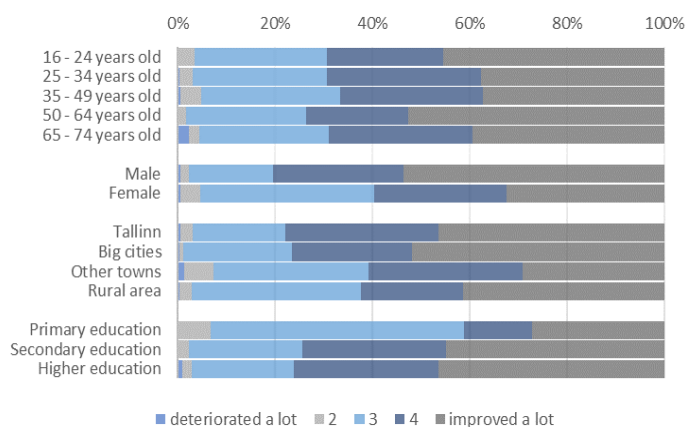
By the opinion of the Estonian people China's importance in the world improved over the last 5 years (+46), which is under the 2019 average (+54), but slightly above the CEE17 average (+44) and which is the 9th place in rankings of the CEE17 countries. By age groups, the 16-24 and the 35-49 age group, by sex, the men, by township, the people who live in big cities and Tallinn, by the level of education, the primary and the higher educated people rated above the Estonian average.

How has China's importance in the world changed over the last 5 years?

average value -100- deteriorated a lot +100- improved a lot



distribution of answers %

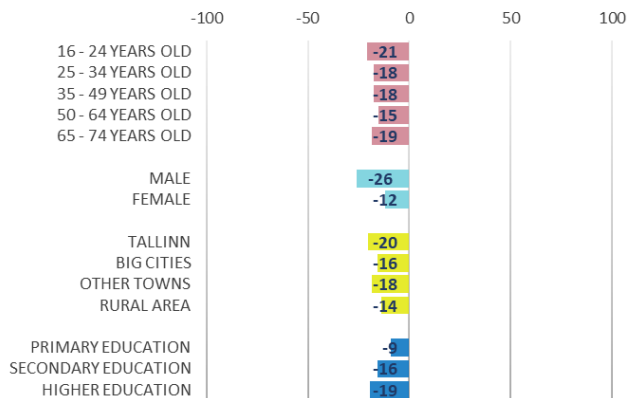


GKI - China-CEE Institute Nonprofit Ltd. survey

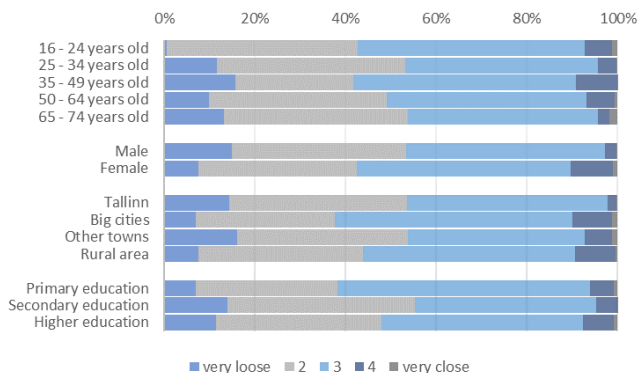
Inhabitants of Estonia evaluate the relationship between China and Estonia - on the scale of -100 and +100 - loose (-17), but much better than in 2019 (-26). This value is still under the CEE17 average (+2), and it means the 15th place in rankings of the CEE17 countries. By age groups, the 50-64 years old, by sex, the women, by township, the people who live in big cities and in the rural area, by the level of education, the primary and the secondary educated people rated above the Estonian average.

How strong do you think the relationship between China and your country?

average value -100-very loose; +100-very close



distribution of answers %

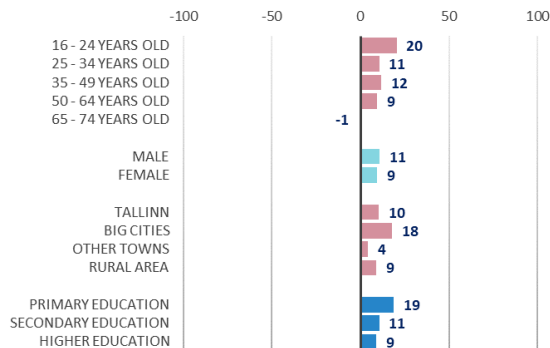


GKI - China-CEE Institute Nonprofit Ltd. survey

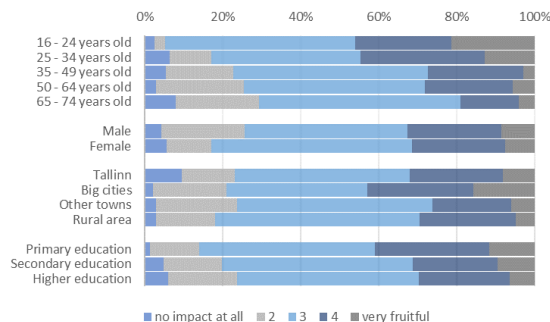
Estonians consider the possible impact of the New Silk Road Initiative - which aims to strengthen trade and economic relations between China and Estonia - in the next 5 years slightly positive (+10), which is better than a year ago (+7). On the other hand, this value is still under the CEE17 average (+15) and means the 10th place in rankings of the CEE17 countries. By age groups, the 16-49 years old, by sex, the men, by township, the people who live in big cities, by the level of education, the primary and the secondary educated people rated above the Estonian average.

How do you consider the possible impact of the New Silk Road Initiative in the next 5 years, which aims to strengthen trade and economic relations between China and your country?

average value -100-no impact; +100-very fruitful



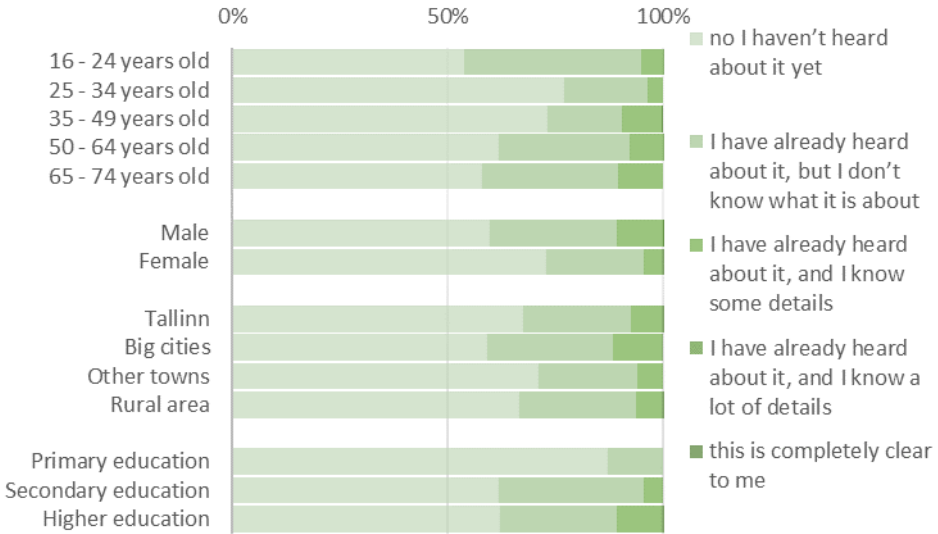
distribution of answers %



GKI - China-CEE Institute Nonprofit Ltd. survey

61% of the Estonians has not heard about the cooperation between China and the Central and Eastern European countries (17+1), in which Estonia participates. Out of the remaining 39% (furthermore it is considered as 100%), 72% has already heard about it, but doesn't know what it is about, while 24% knows some, 3% a lot of details, and only 1% indicated that it is completely clear to him/her.

Have you ever heard about the cooperation between China and the Central and Eastern European countries (17+1), in which your country participates?
distribution of answers %



GKI - China-CEE Institute Nonprofit Ltd. survey

Greece

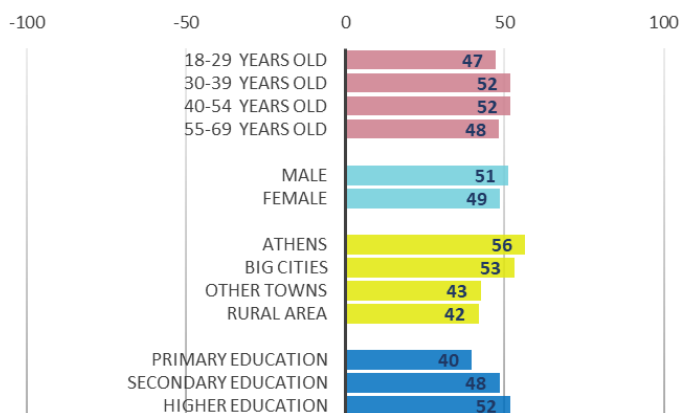
Greece joined the CEE 17+1 cooperation in April 2019.

GREECE	2017	2018	2019	2020	
How do you evaluate China's economic development in the last 2 years? -100-very slow +100-very fast		52	51	50	--
How has China's importance in the world changed over the last 5 years? -100-deteriorated a lot +100-improved a lot		58	56	48	--
How strong do you think the relationship between China and your country? -100-very loose +100-very close		29	20	13	--
How do you consider the possible impact of the new Silk Road Initiative in the next 5 years, which aims to strengthen trade and economic relations between China and your country? -100-no impact at all +100-very fruitful		41	39	38	--

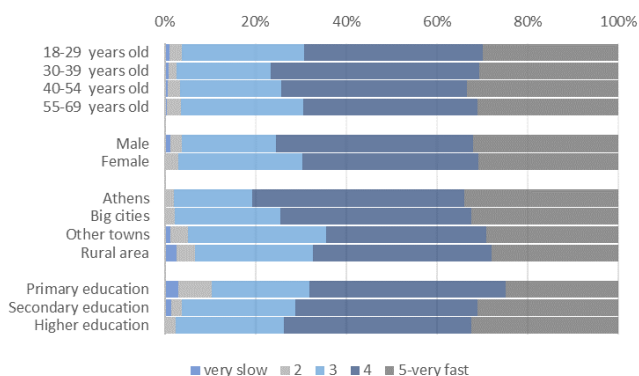
Inhabitants of Greece evaluate China's economic development - on the scale of -100 and +100 - in the last 2 years very fast (+50), but a bit slower than last year (+51), on the other hand faster than the CEE17 average (+44), which means the 5th place in rankings of the CEE17 countries. By age groups, the representatives of the 30-54 years old, by sex, the men, by township, the people who live in Athens and in big cities, by the level of education, the higher educated people rated above the Greek average.

How do you evaluate China's economic development in the last 2 years?

average value -100-very slow +100-very fast



distribution of answers %

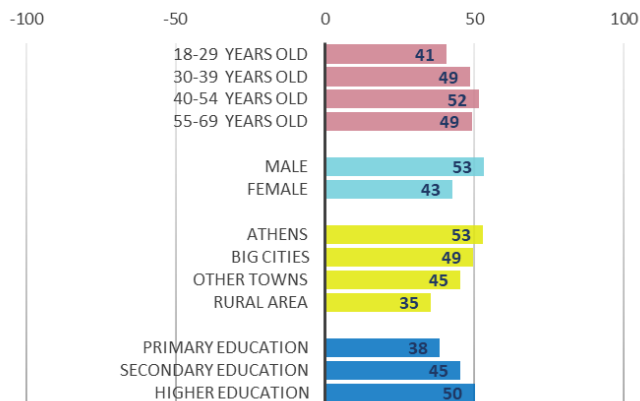


GKI - China-CEE Institute Nonprofit Ltd. survey

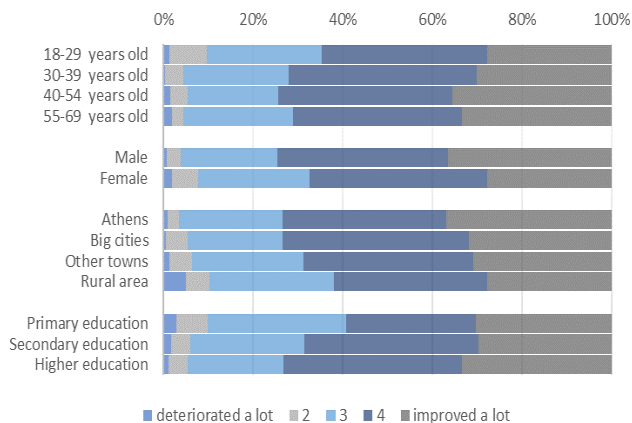
By the opinion of the Greek people China’s importance in the world improved over the last 5 years (+48 vs. +56 in 2019), which is above the CEE17 average (+44), and which means the 6th place in rankings of the CEE17 countries. By age groups, the representatives of the 30-69 years old, by sex the men, by township, the people who live in Athens and in other big cities, by the level of education, the higher educated people rated above the Greek average.

How has China’s importance in the world changed over the last 5 years?

average value -100- deteriorated a lot +100- improved a lot



distribution of answers %



GKI - China-CEE Institute Nonprofit Ltd. survey

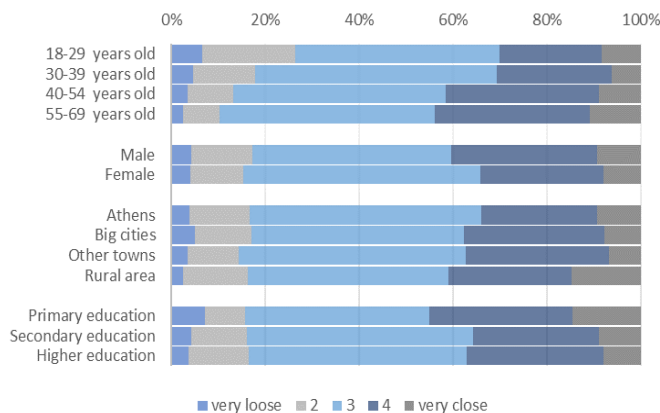
Inhabitants of Greece evaluate the relationship between China and Greece - on the scale of -100 and +100 - close (+13 vs. +20 in 2019), which is above the CEE17 average (+2), and which means the 3rd place in rankings of the CEE17 countries. By age groups, the representatives of the 40-54 and the 55-69 years old, by sex the men, by township, the people who live in smaller (other) and the rural area, by the level of education, the primary educated people rated above the Greek average.

How strong do you think the relationship between China and your country?

average value -100-very loose; +100-very close



distribution of answers %

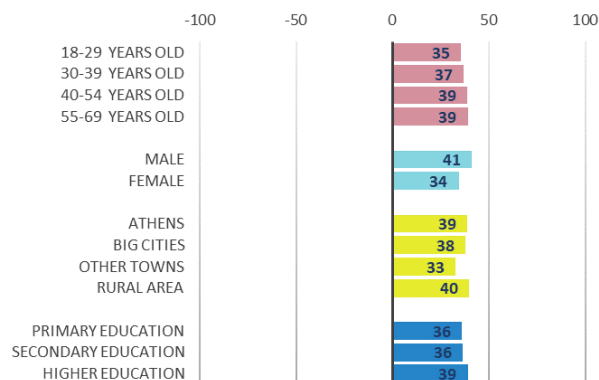


GKI - China-CEE Institute Nonprofit Ltd. survey

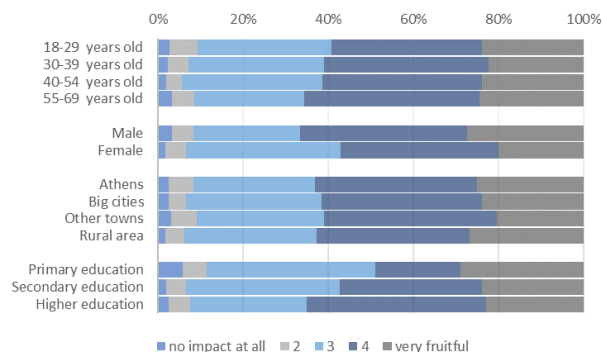
The Greek consider the possible impact of the New Silk Road Initiative in the next 5 years very positive (+38 vs. +39 in 2019), which is high above the CEE17 average (+15), and which means the 2nd place in rankings of the CEE17 countries. By age groups, the representatives of the 40-54 and 55-69 years old, by sex the men, by township, the people who live in Athens and the rural area, by the level of education, the higher educated people rated above the Greek average.

How do you consider the possible impact of the New Silk Road Initiative in the next 5 years, which aims to strengthen trade and economic relations between China and your country?

average value -100-no impact; +100-very fruitful



distribution of answers %

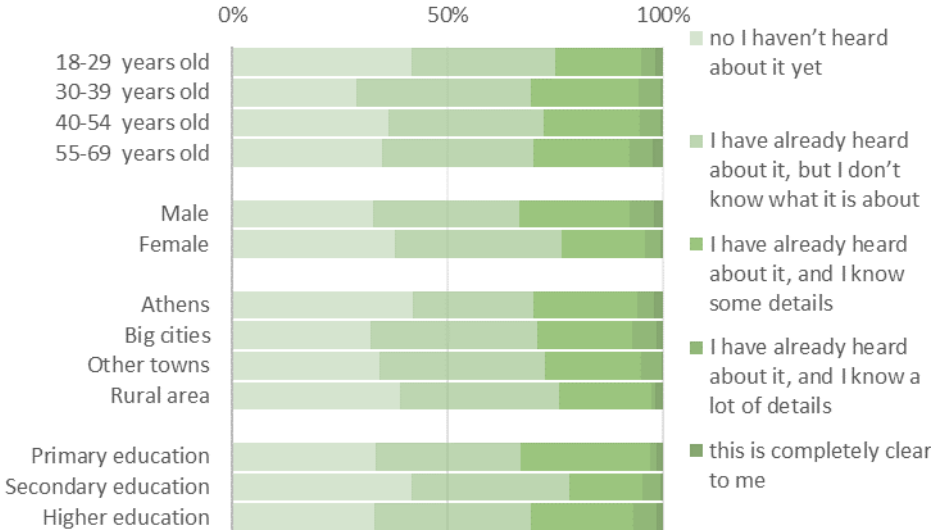


GKI - China-CEE Institute Nonprofit Ltd. survey

35% of the Greek has not heard about the cooperation between China and the Central and Eastern European countries (17+1). Out of the remaining 65% (furthermore it is considered as 100%), 56% has already heard about it, but doesn't know what it is about, while 35% knows some, 7% a lot of details, and 2% indicated that it is completely clear to him/her.

Have you ever heard about the cooperation between China and the Central and Eastern European countries (17+1)?

distribution of answers %



GKI - China-CEE Institute Nonprofit Ltd. survey

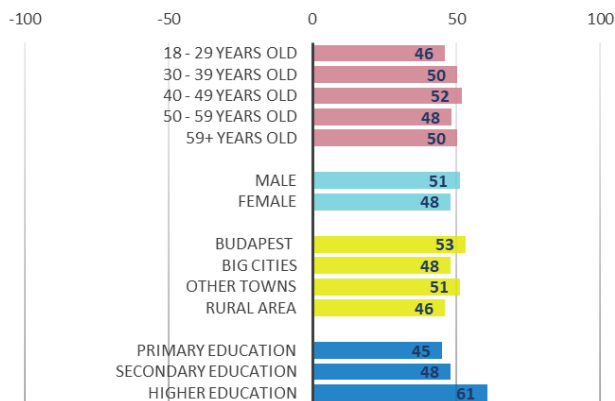
Hungary

HUNGARY	2017	2018	2019	2020	
How do you evaluate China's economic development in the last 2 years? -100-very slow +100-very fast	33	38	42	49	+++
How has China's importance in the world changed over the last 5 years? -100-deteriorated a lot +100-improved a lot	36	43	44	54	+++
How strong do you think the relationship between China and your country? -100-very loose +100-very close	17	23	22	33	+--+
How do you consider the possible impact of the new Silk Road Initiative in the next 5 years, which aims to strengthen trade and economic relations between China and your country? -100-no impact at all +100-very fruitful	8	10	14	18	+++

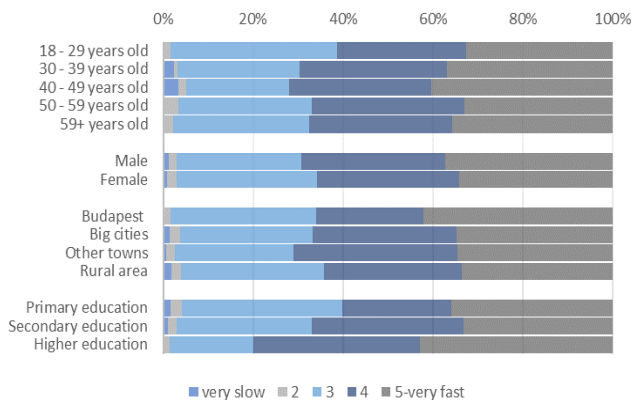
Inhabitants of Hungary evaluate China’s economic development - on the scale of -100 and +100 - in the last 2 years fast (+49), faster than in last year (+42) and faster than the CEE17 average (+44), which means the 6th place in rankings of the CEE17 countries. By age groups, the 30-49 and the 59+ years old, by sex, the men, by township, the people who live in Budapest and in other (smaller) towns, by the level of education, the higher educated people rated above the Hungarian average.

How do you evaluate China’s economic development in the last 2 years?

average value -100-very slow +100-very fast



distribution of answers %

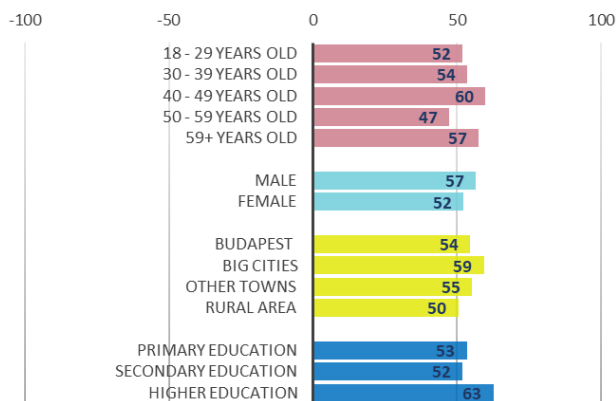


GKI - China-CEE Institute Nonprofit Ltd. survey

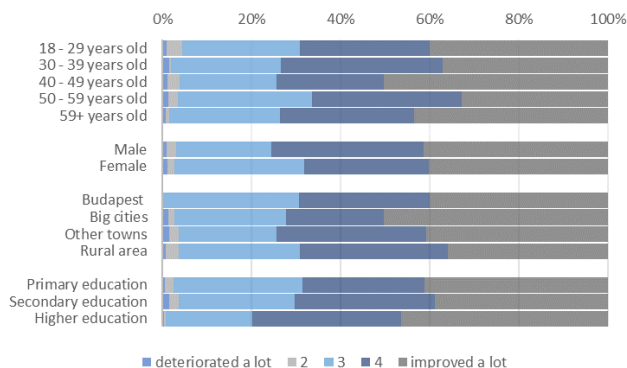
By the opinion of the Hungarian people China's importance in the world improved over the last 5 years (+54, which is much better value than the +44 in 2019), and it is above the CEE17 average (+44), and which is the 4th place in rankings of the CEE17 countries. By age groups, the 40-49 and the 59+ years old, by sex, the men, by township, the people who live in big cities and in other towns, by the level of education, the higher educated people rated above the Hungarian average.

How has China's importance in the world changed over the last 5 years?

average value -100- deteriorated a lot +100- improved a lot



distribution of answers %

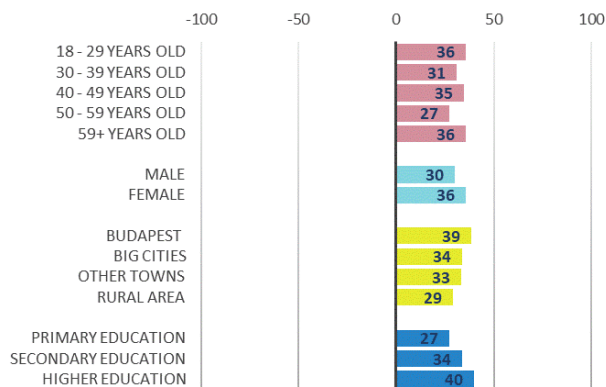


GKI - China-CEE Institute Nonprofit Ltd. survey

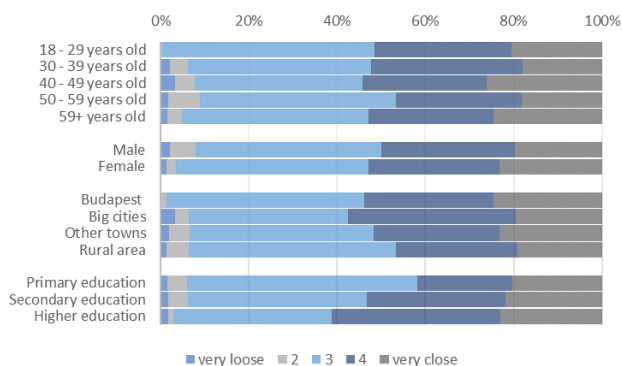
Inhabitants of Hungary evaluate the relationship between China and Hungary - on the scale of -100 and +100 - close (+33), much closer than in 2019 (+22). This value is high above the CEE17 average (+2), and it means the 2nd place in rankings of the CEE17 countries. By age groups, the 18-29, the 40-49 and 59+ years old, by sex, the women, by township, the people who live in Budapest and in big cities, by the level of education the secondary and higher educated people rated above the Hungarian average.

How strong do you think the relationship between China and your country?

average value -100-very loose; +100-very close



distribution of answers %

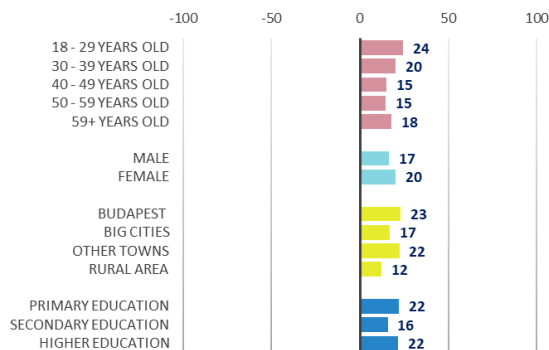


GKI - China-CEE Institute Nonprofit Ltd. survey

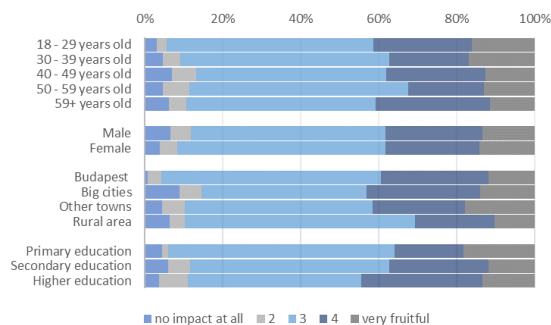
Hungarians consider the possible impact of the New Silk Road Initiative - which aims to strengthen trade and economic relations between China and Hungary - in the next 5 years positive (+18), more positive than in 2019 (+14). On the other hand, this value is above the CEE17 average (+15) and means the 7th place in rankings of the CEE17 countries. By age groups, the 18-29 and the 30-39 years old group, by sex, the women, by township, the people who live in Budapest and in smaller (other) towns, by the level of education, the primary and the higher educated people rated above the Hungarian average.

How do you consider the possible impact of the New Silk Road Initiative in the next 5 years, which aims to strengthen trade and economic relations between China and your country?

average value -100-no impact; +100-very fruitful



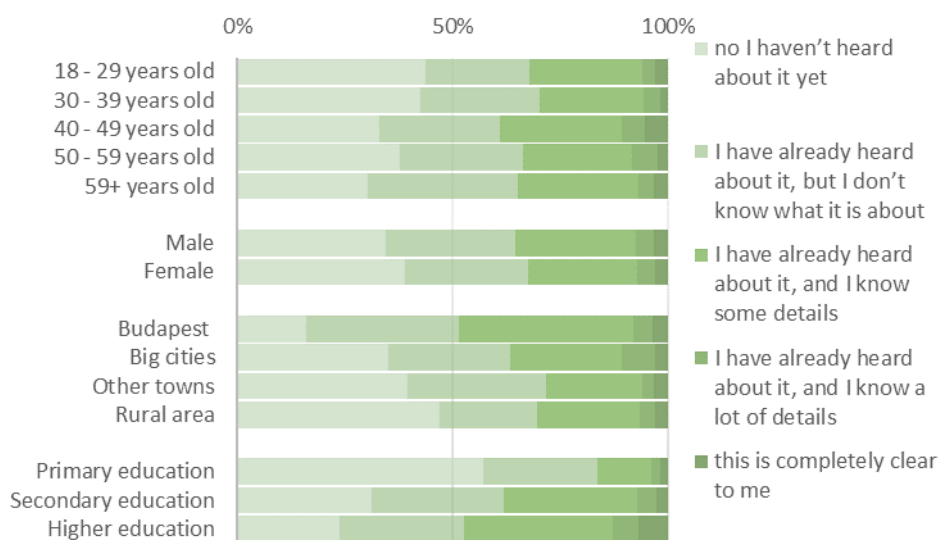
distribution of answers %



GKI - China-CEE Institute Nonprofit Ltd. survey

37% of the Hungarians has not heard about the cooperation between China and the Central and Eastern European countries (17+1), in which Hungary participates (in 2019 this proportion was the same). Out of the remaining 63% (furthermore it is considered as 100%), 46% has already heard about it, but doesn't know what it is about, while 42% knows some, 7% a lot of details, and 5% indicated that it is completely clear to him/her.

Have you ever heard about the cooperation between China and the Central and Eastern European countries (17+1), in which your country participates?
distribution of answers %



GKI - China-CEE Institute Nonprofit Ltd. survey

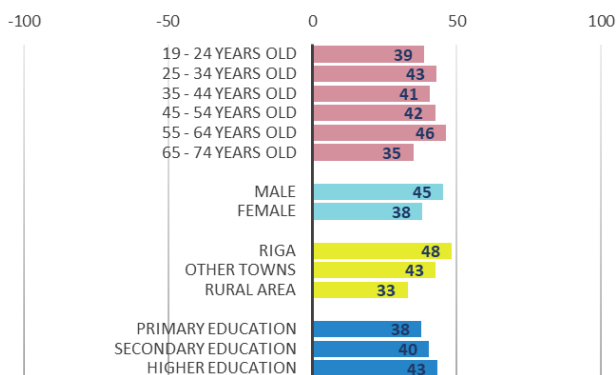
Latvia

LATVIA	2017	2018	2019	2020	
How do you evaluate China's economic development in the last 2 years? -100-very slow +100-very fast	37	39	42	42	++0
How has China's importance in the world changed over the last 5 years? -100-deteriorated a lot +100-improved a lot	45	44	50	48	-+-
How strong do you think the relationship between China and your country? -100-very loose +100-very close	-23	-23	-22	-28	0+-
How do you consider the possible impact of the new Silk Road Initiative in the next 5 years, which aims to strengthen trade and economic relations between China and your country? -100-no impact at all +100-very fruitful	7	8	10	0	++-

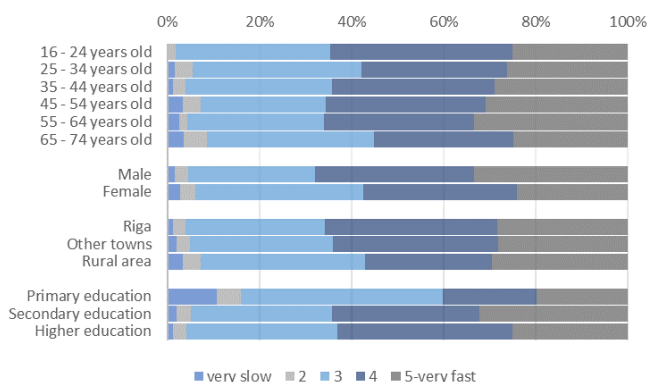
Inhabitants of Latvia evaluate China's economic development - on the scale of -100 and +100 - in the last 2 years fast (+42), the same as fast in 2019 (+42), but a bit slower than the CEE17 average (+44), which means the 8th place in rankings of the CEE17 countries. By age groups, the representatives of the 25-34 and the 55-64 years old, by sex, the men, by township, the people who live in Riga and in other towns, by the level of education, the higher educated people rated above the Latvian average.

How do you evaluate China's economic development in the last 2 years?

average value -100-very slow +100-very fast



distribution of answers %

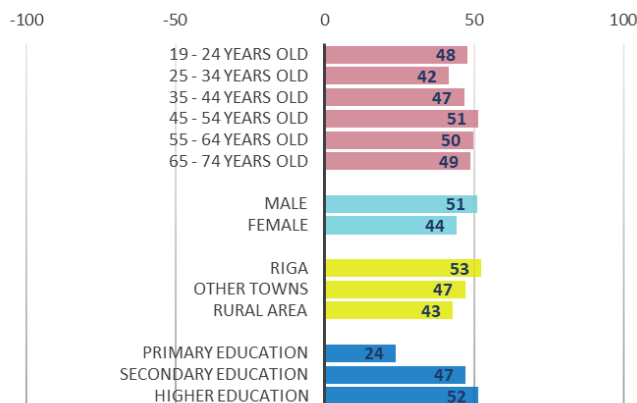


GKI - China-CEE Institute Nonprofit Ltd. survey

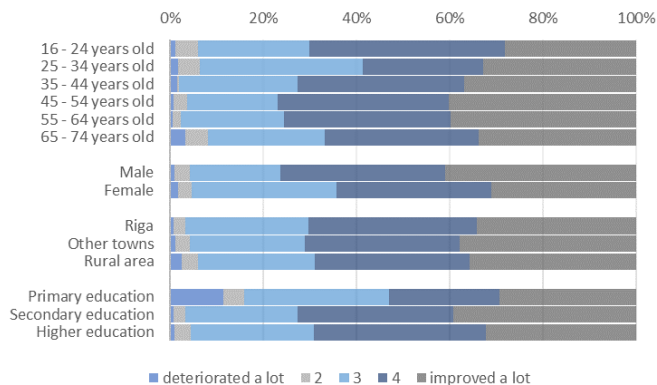
By the opinion of the Latvian people China's importance in the world improved over the last 5 years (+48), which is under the 2019 value (+50) but above the CEE17 average (+44), and which is the 7th place in rankings of the CEE17 countries. By age groups, the representatives of the 45-64 years old, by sex the men, by township, the people who live in Riga, by the level of education, the higher educated people rated above the Latvian average.

How has China's importance in the world changed over the last 5 years?

average value -100- deteriorated a lot +100- improved a lot



distribution of answers %

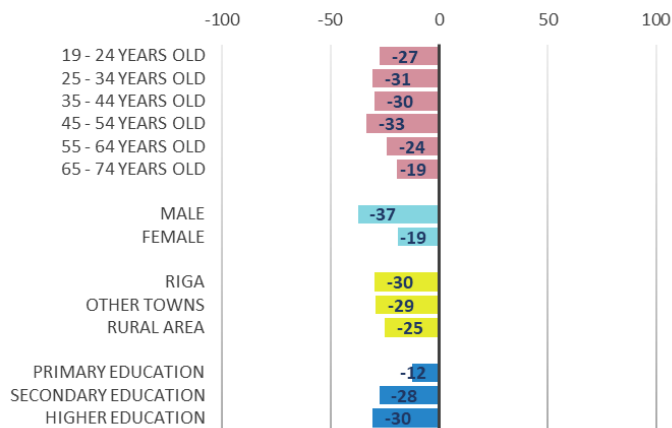


GKI - China-CEE Institute Nonprofit Ltd. survey

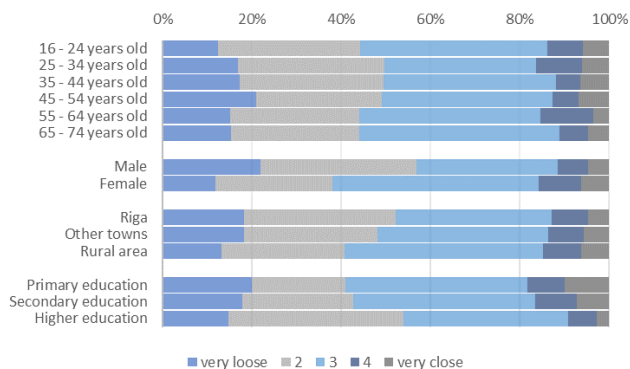
Inhabitants of Latvia evaluate the relationship between China and Latvia - on the scale of -100 and +100 - loose (-28 vs. -22 in 2019). This value is much under the CEE17 average (+2), and it means the last place in rankings of the CEE17 countries. By age groups, those between the 19-24 and the 55+ years old, by sex, the women, by township, the people who live in the rural area, by the level of education, the primary educated people rated above the Latvian average.

How strong do you think the relationship between China and your country?

average value -100-very loose; +100-very close



distribution of answers %

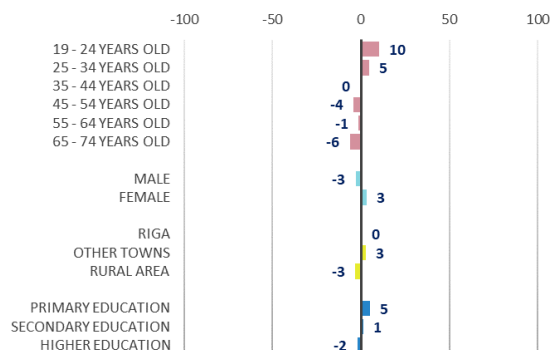


GKI - China-CEE Institute Nonprofit Ltd. survey

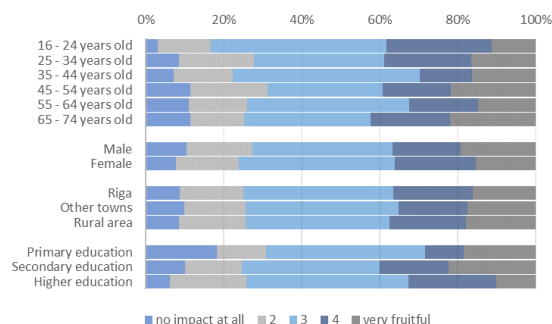
Latvians consider the possible impact of the New Silk Road Initiative - which aims to strengthen trade and economic relations between China and Latvia - in the next 5 years neutral (0 vs. +10 in 2019). On the other hand, this value is under the CEE17 average (+15) and means the 16th place in rankings of the CEE17 countries. By age groups, the 19-34 years old, by sex, the women, by township, the people who live in towns (but not in the capital), by the level of education, the primary and secondary educated people rated above the Latvian average.

How do you consider the possible impact of the New Silk Road Initiative in the next 5 years, which aims to strengthen trade and economic relations between China and your country?

average value -100-no impact; +100-very fruitful



distribution of answers %

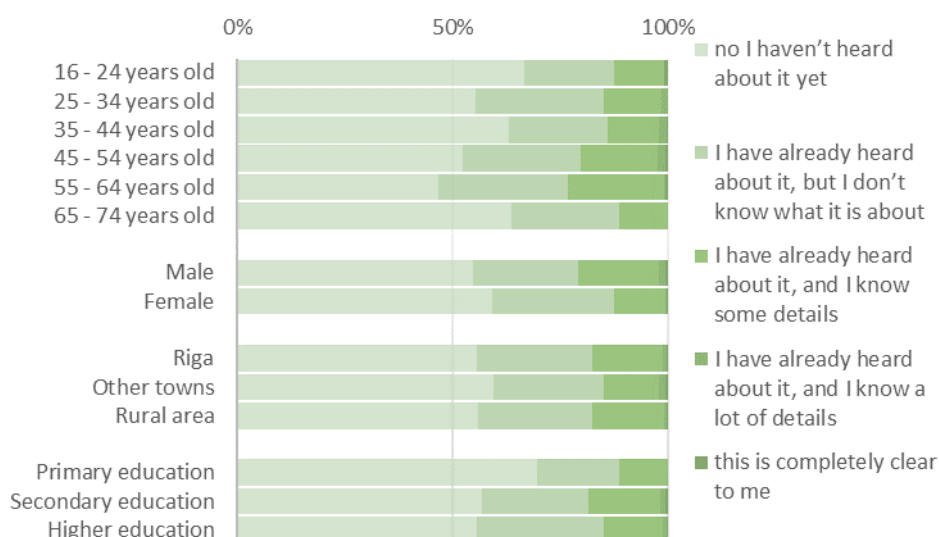


GKI - China-CEE Institute Nonprofit Ltd. survey

55% of the Latvians has not heard about the cooperation between China and the Central and Eastern European countries (17+1), in which Latvia participates. Out of the remaining 45% (furthermore it is considered as 100%), 72% has already heard about it, but doesn't know what it is about, while 25% knows some, 2% a lot of details, and only 1% indicated that it is completely clear to him/her.

Have you ever heard about the cooperation between China and the Central and Eastern European countries (17+1), in which your country participates?

distribution of answers %



GKI - China-CEE Institute Nonprofit Ltd. survey

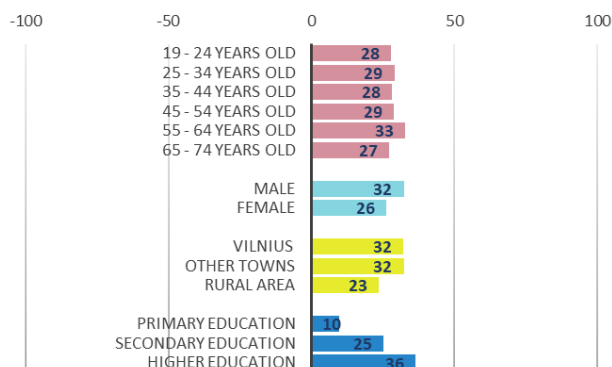
Lithuania

LITHUANIA	2017	2018	2019	2020	
How do you evaluate China's economic development in the last 2 years? -100-very slow +100-very fast	34	34	31	29	0--
How has China's importance in the world changed over the last 5 years? -100-deteriorated a lot +100-improved a lot	37	36	38	40	--+
How strong do you think the relationship between China and your country? -100-very loose +100-very close	-26	-21	-22	-21	+--
How do you consider the possible impact of the new Silk Road Initiative in the next 5 years, which aims to strengthen trade and economic relations between China and your country? -100-no impact at all +100-very fruitful	30	30	22	20	0++

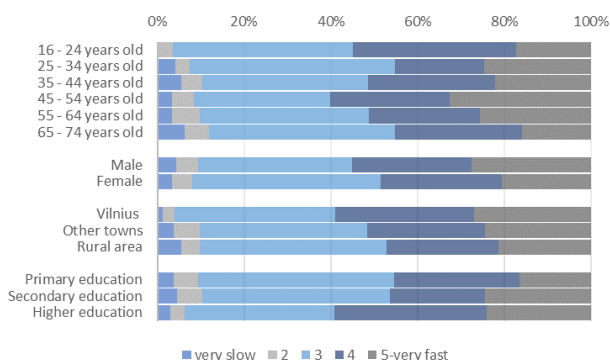
Inhabitants of Lithuania evaluate China's economic development - on the scale of -100 and +100 - in the last 2 years fast (+29), but slower than in 2019 (+31), and much slower than the CEE17 average (+44), which means the 17th (last) place in rankings of the CEE17 countries. By age groups, the representatives of the 55-64 years old, by sex, the men, by township, the people who live in Vilnius and in other towns, by the level of education, the higher educated people rated above the Lithuanian average.

How do you evaluate China's economic development in the last 2 years?

average value -100-very slow +100-very fast



distribution of answers %

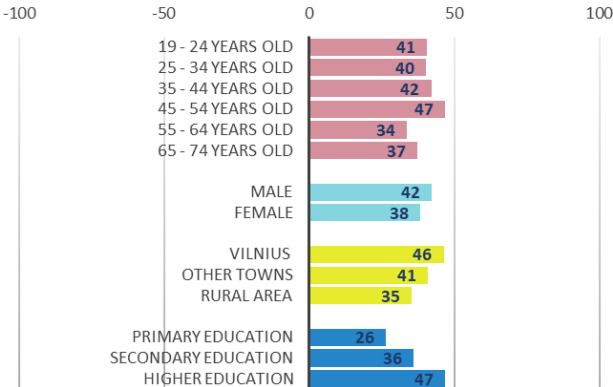


GKI - China-CEE Institute Nonprofit Ltd. survey

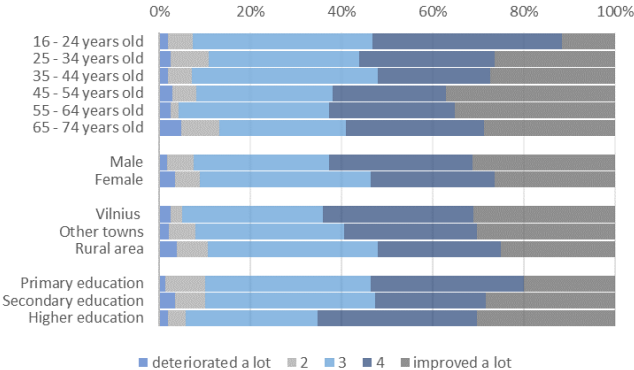
By the opinion of the Lithuanian people China's importance in the world improved over the last 5 years (+40 vs. +38 in 2019), which is under the CEE17 average (+44), and which is the 11th place in rankings of the CEE17 countries. By age groups, the representatives of the 19-24 and the 35-54 years old, by sex, the men, by township, the people who live in Vilnius and in other towns, by the level of education, the higher educated people rated above the Lithuanian average.

How has China's importance in the world changed over the last 5 years?

average value -100- deteriorated a lot +100- improved a lot



distribution of answers %

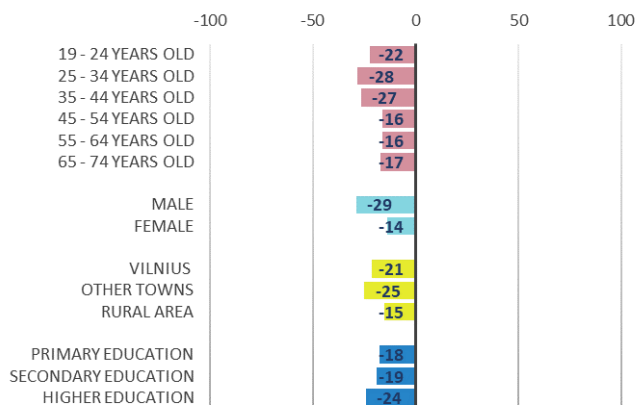


GKI - China-CEE Institute Nonprofit Ltd. survey

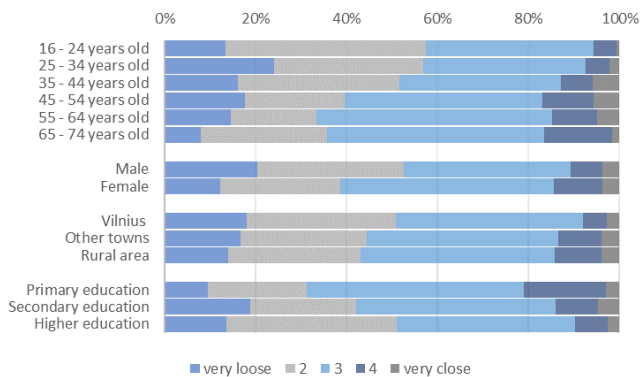
Inhabitants of Lithuania evaluate the relationship between China and Lithuania - on the scale of -100 and +100 - loose (-21), which is slightly above the average of 2019 (-22). This value is under the CEE17 average (+2), and it means the 16th place in rankings of the CEE17 countries. By age groups, the 45+ years old, by sex, the women, by township, the people who live in rural area, by the level of education, the primary and secondary educated people rated above the Lithuanian average.

How strong do you think the relationship between China and your country?

average value -100-very loose; +100-very close



distribution of answers %

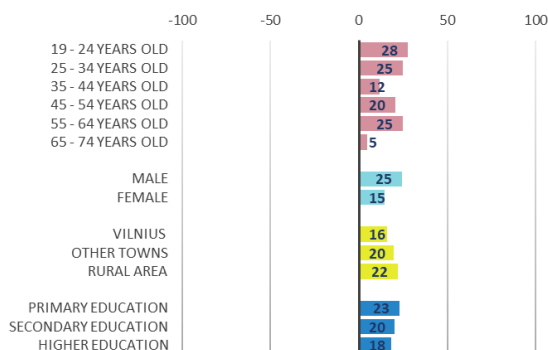


GKI - China-CEE Institute Nonprofit Ltd. survey

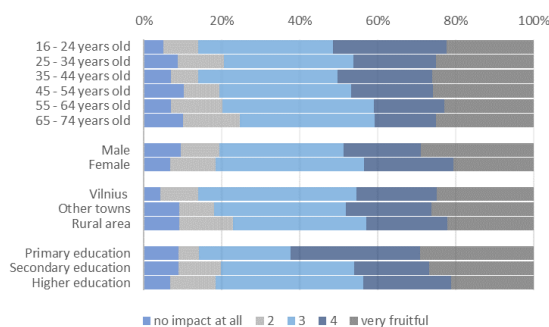
Lithuanians consider the possible impact of the New Silk Road Initiative - which aims to strengthen trade and economic relations between China and Lithuania - in the next 5 years very positive (+20), which means a slight decrease compared to 2019 (+22). On the other hand, this value is above the CEE17 average (+15) and means the 6th place in rankings of the CEE17 countries. By age groups, the 19-34 and the 55-64 years old, by sex the men, by township the people who live in the rural area, by the level of education, the primary educated people rated above the Lithuanian average.

How do you consider the possible impact of the New Silk Road Initiative in the next 5 years, which aims to strengthen trade and economic relations between China and your country?

average value -100-no impact; +100-very fruitful



distribution of answers %

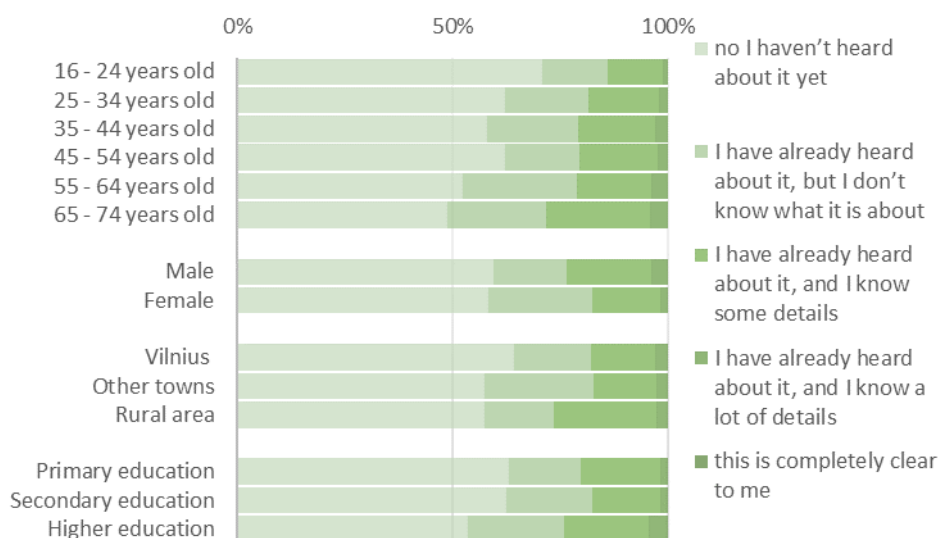


GKI - China-CEE Institute Nonprofit Ltd. survey

53% of the Lithuanians has not heard about the cooperation between China and the Central and Eastern European countries (17+1), in which Lithuania participates. Out of the remaining 47% (furthermore it is considered as 100%), 54% has already heard about it, but doesn't know what it is about, while 40% knows some, 5% a lot of details, and only 1% indicated that it is completely clear to him/her.

Have you ever heard about the cooperation between China and the Central and Eastern European countries (17+1), in which your country participates?

distribution of answers %



GKI - China-CEE Institute Nonprofit Ltd. survey

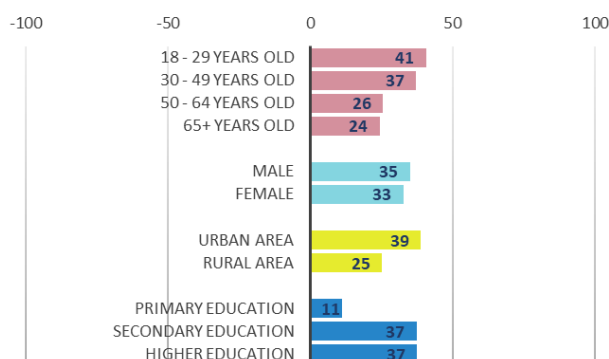
North Macedonia

NORTH MACEDONIA	2017	2018	2019	2020	
How do you evaluate China's economic development in the last 2 years? -100-very slow +100-very fast	27	26	25	33	--+
How has China's importance in the world changed over the last 5 years? -100-deteriorated a lot +100-improved a lot	35	34	32	24	---
How strong do you think the relationship between China and your country? -100-very loose +100-very close	-16	-15	-13	-17	++-
How do you consider the possible impact of the new Silk Road Initiative in the next 5 years, which aims to strengthen trade and economic relations between China and your country? -100-no impact at all +100-very fruitful	21	18	22	16	-+-

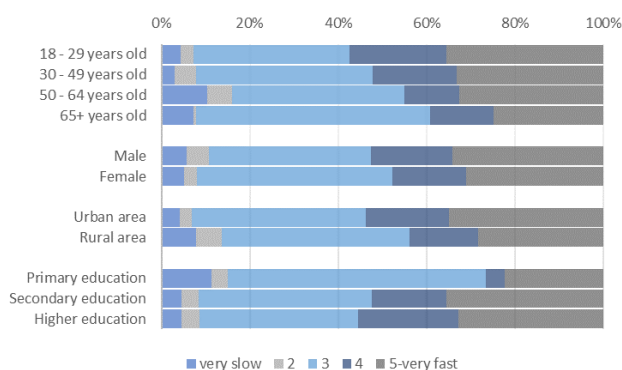
Inhabitants of North Macedonia evaluate China's economic development - on the scale of -100 and +100 - in the last 2 years fast (+33), faster than in 2019 (+25), but slower than the CEE17 average (+44), which means the 14th place in rankings of the CEE17 countries. By age groups, the representatives of the 18-49 years old, by sex, the men, by township, the people who live in urban area, by the level of education, the secondary and the higher educated people rated above the North Macedonian average.

How do you evaluate China's economic development in the last 2 years?

average value -100-very slow +100-very fast



distribution of answers %

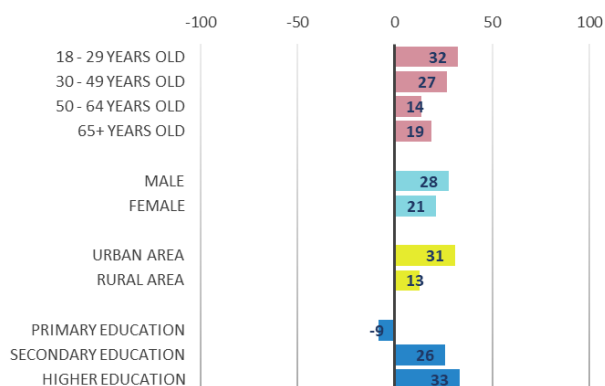


GKI - China-CEE Institute Nonprofit Ltd. survey

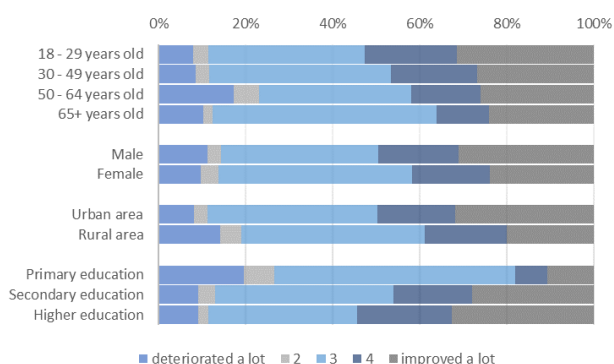
By the opinion of the North Macedonian people China's importance in the world improved over the last 5 years (+24 vs. +32 in 2019), which is under the CEE17 average (+44), and which is the last place in rankings of the CEE17 countries. By age groups, the representatives of the 18-49 years old, by sex, the men, by township, the people who live in urban area, by the level of education, the secondary and the higher educated people rated above the North Macedonian average.

How has China's importance in the world changed over the last 5 years?

average value -100- deteriorated a lot +100- improved a lot



distribution of answers %

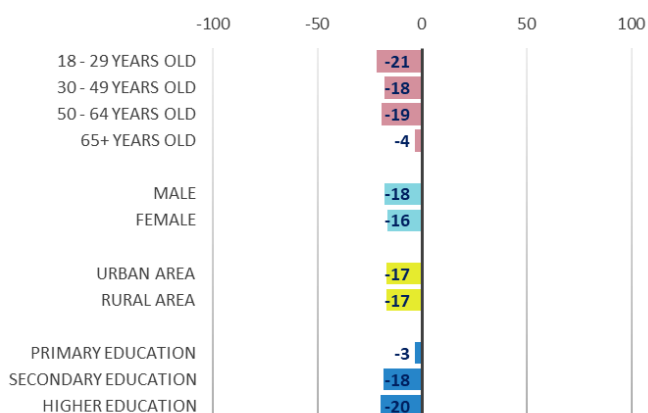


GKI - China-CEE Institute Nonprofit Ltd. survey

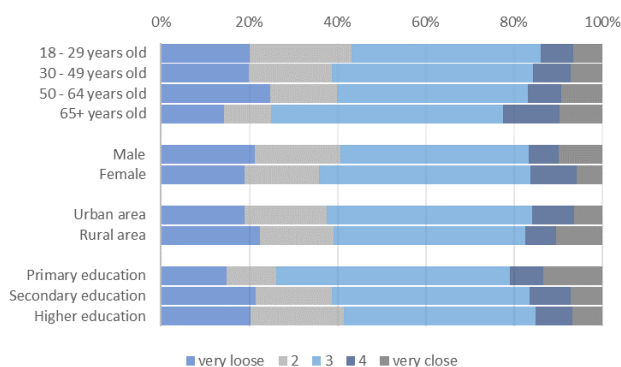
Inhabitants of North Macedonia evaluate the relationship between China and North Macedonia - on the scale of -100 and +100 – rather loose (-17 vs. -13 in 2019). This value is under the CEE17 average (+2), and it means the 14th place in rankings of the CEE17 countries. By age groups, the representatives of the 65+ years old, by sex, the women, by the level of education, the primary educated people rated above the North Macedonian average.

How strong do you think the relationship between China and your country?

average value -100-very loose; +100-very close



distribution of answers %

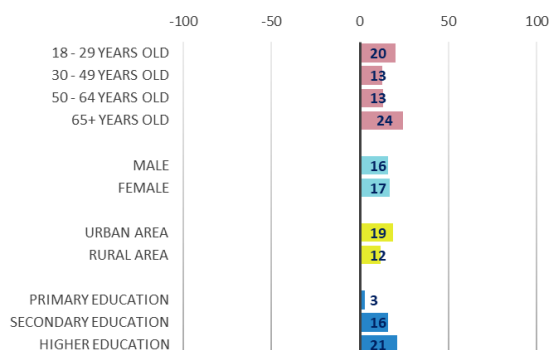


GKI - China-CEE Institute Nonprofit Ltd. survey

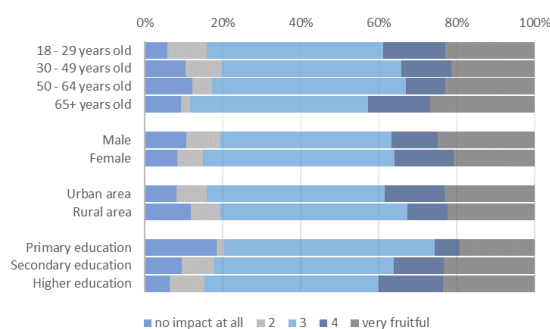
North Macedonian consider the possible impact of the New Silk Road Initiative - which aims to strengthen trade and economic relations between China and North Macedonia - in the next 5 years positive (+16), but under the 2019 average (+22). On the other hand, this value is just above the CEE17 average (+15) and means the 8th place in rankings of the CEE17 countries. By age groups, the representatives of the 18-29 and the 65+ years, by sex, the women, by township the people who live in the urban area, by the level of education, the higher educated people rated above the North Macedonian average.

How do you consider the possible impact of the New Silk Road Initiative in the next 5 years, which aims to strengthen trade and economic relations between China and your country?

average value -100-no impact; +100-very fruitful



distribution of answers %

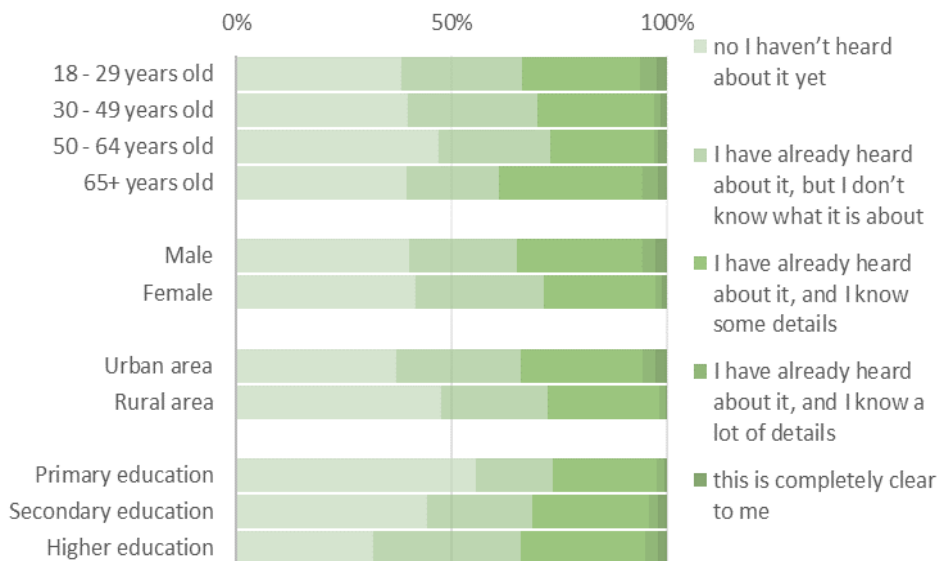


GKI - China-CEE Institute Nonprofit Ltd. survey

41% of the North Macedonian people has not heard about the cooperation between China and the Central and Eastern European countries (17+1), in which North Macedonia participates. Out of the remaining 59% (furthermore it is considered as 100%), 46% has already heard about it, but doesn't know what it is about, while 46% knows some, 5% a lot of details, and 3% indicated that it is completely clear to him/her.

Have you ever heard about the cooperation between China and the Central and Eastern European countries (17+1), in which your country participates?

distribution of answers %



GKI - China-CEE Institute Nonprofit Ltd. survey

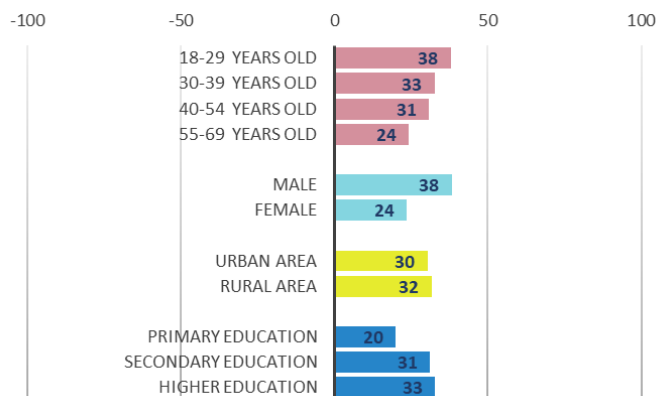
Montenegro

MONTENEGRO	2017	2018	2019	2020	
How do you evaluate China's economic development in the last 2 years? -100-very slow +100-very fast	40	46	39	31	+-
How has China's importance in the world changed over the last 5 years? - 100-deteriorated a lot +100-improved a lot	42	45	41	33	+-
How strong do you think the relationship between China and your country? -100-very loose +100-very close	28	32	26	1	+-
How do you consider the possible impact of the new Silk Road Initiative in the next 5 years, which aims to strengthen trade and economic relations between China and your country? -100-no impact at all +100- very fruitful	15	15	15	8	00-

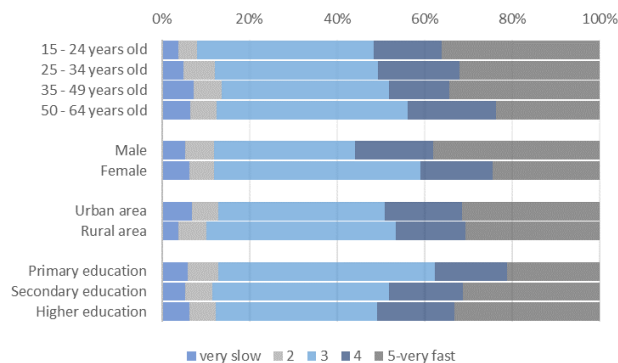
Inhabitants of Montenegro evaluate China's economic development - on the scale of -100 and +100 - in the last 2 years fast (+31), but slower than in 2019 (+39) and slower than the CEE17 average (+44), which means the 16th place in rankings of the CEE17 countries. By age groups, the representatives of the 18-39 years old, by sex, the men, by township, the people who live in rural area, by the level of education, the higher educated people rated above the Montenegrin average.

How do you evaluate China's economic development in the last 2 years?

average value -100-very slow +100-very fast



distribution of answers %

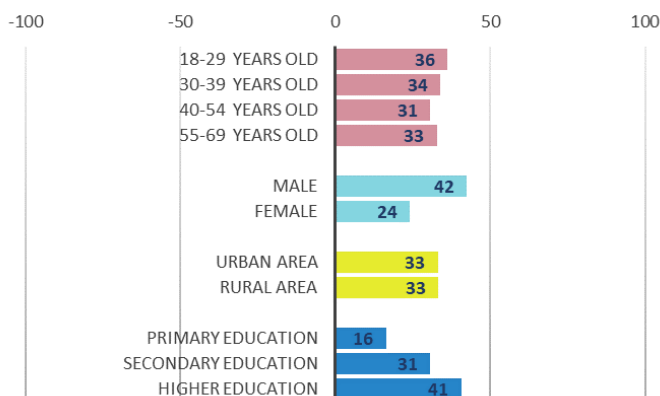


GKI - China-CEE Institute Nonprofit Ltd. survey

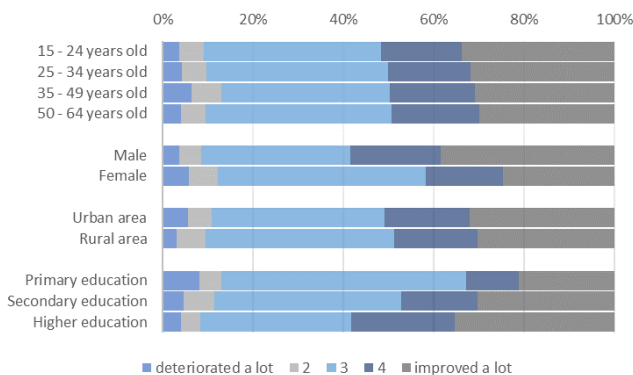
By the opinion of the Montenegrin people China's importance in the world improved over the last 5 years (+33 vs. +41 in 2019), which is under the CEE17 average (+44), and which is the 13th place in rankings of the CEE17 countries. By age groups, the representatives of the 18-39 years old, by sex, the men, by the level of education, the higher educated people rated above the Montenegrin average.

How has China's importance in the world changed over the last 5 years?

average value -100- deteriorated a lot +100- improved a lot



distribution of answers %



GKI - China-CEE Institute Nonprofit Ltd. survey

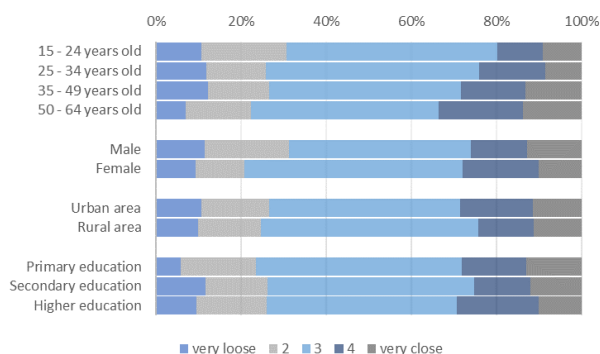
Inhabitants of Montenegro evaluate the relationship between China and Montenegro - on the scale of -100 and +100 - neutral (+1), which is much under the 2019 average (+26). This value is slightly under the CEE17 average (+2), and it means the 9th place in rankings of the CEE17 countries. By age groups, the representatives of the 55-69 years old, by sex, the women, by the level of education, the primary and the higher educated people rated above the Montenegrin average.

How strong do you think the relationship between China and your country?

average value -100-very loose; +100-very close



distribution of answers %

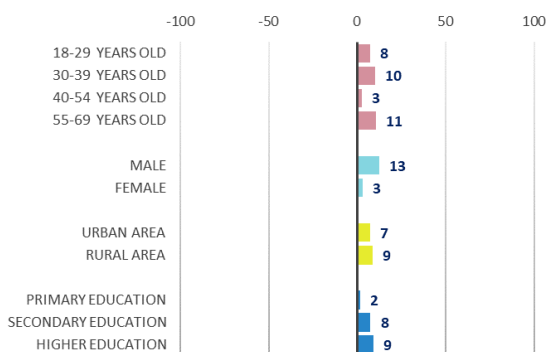


GKI - China-CEE Institute Nonprofit Ltd. survey

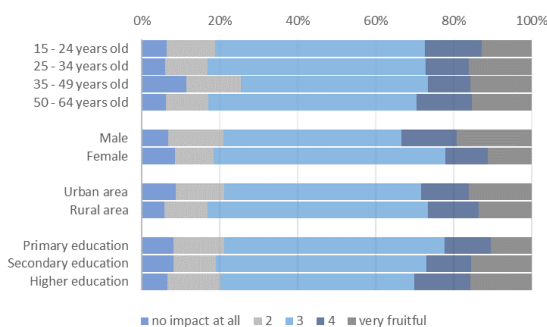
Montenegrin consider the possible impact of the New Silk Road Initiative - which aims to strengthen trade and economic relations between China and Montenegro - in the next 5 years positive (+8), which means a decrease compared to 2019 (+15). On the other hand, this value is under the CEE17 average (+15) and means the 12th place in rankings of the CEE17 countries. By age groups, the representatives of 30-39 and the 50-59 years old, by sex the men, by township, the people who live in rural area, by the level of education, the higher educated people rated above the Montenegrin average.

How do you consider the possible impact of the New Silk Road Initiative in the next 5 years, which aims to strengthen trade and economic relations between China and your country?

average value -100-no impact; +100-very fruitful



distribution of answers %

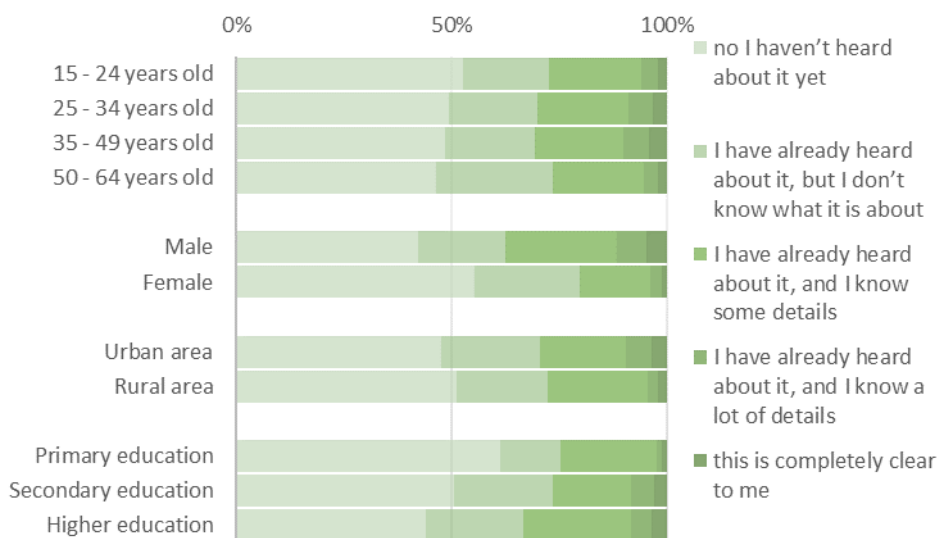


GKI - China-CEE Institute Nonprofit Ltd. survey

49% of the Montenegrins has not heard about the cooperation between China and the Central and Eastern European countries (17+1), in which Montenegro participates. Out of the remaining 51% (furthermore it is considered as 100%), 44% has already heard about it, but doesn't know what it is about, while 41% knows some, 9% a lot of details, and only 6% indicated that it is completely clear to him/her.

Have you ever heard about the cooperation between China and the Central and Eastern European countries (17+1), in which your country participates?

distribution of answers %



GKI - China-CEE Institute Nonprofit Ltd. survey

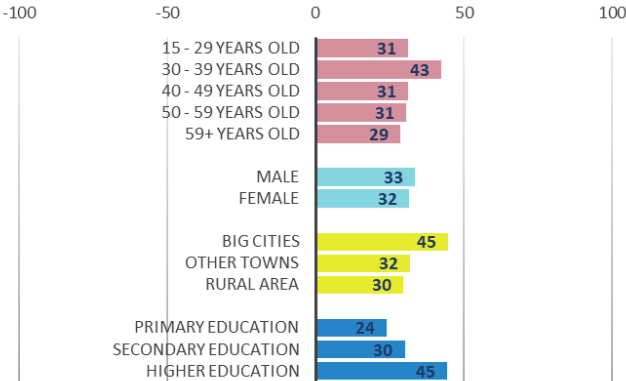
Poland

POLAND	2017	2018	2019	2020	
How do you evaluate China's economic development in the last 2 years? -100-very slow +100-very fast	38	38	39	33	0+-
How has China's importance in the world changed over the last 5 years? - 100-deteriorated a lot +100-improved a lot	34	34	36	32	0+-
How strong do you think the relationship between China and your country? -100-very loose +100-very close	9	8	13	9	-+-
How do you consider the possible impact of the new Silk Road Initiative in the next 5 years, which aims to strengthen trade and economic relations between China and your country? -100-no impact at all +100- very fruitful	18	15	11	8	---

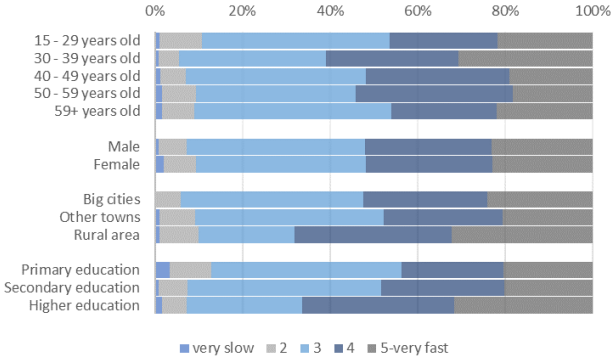
Inhabitants of Poland evaluate China's economic development - on the scale of -100 and +100 - in the last 2 years fast (+33), but slower than last year (+39) and slower than the CEE17 average (+44), which means the 15th place in rankings of the CEE17 countries. By age groups, the representatives of the 30-39 years old, by township, the people who live in big cities, by the level of education, the higher educated people rated above the Polish average.

How do you evaluate China's economic development in the last 2 years?

average value -100-very slow +100-very fast



distribution of answers %

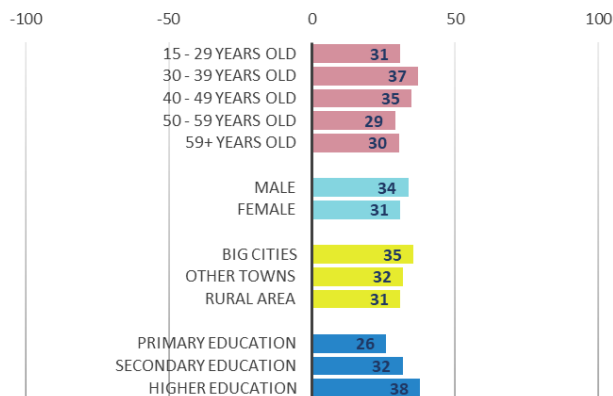


GKI - China-CEE Institute Nonprofit Ltd. survey

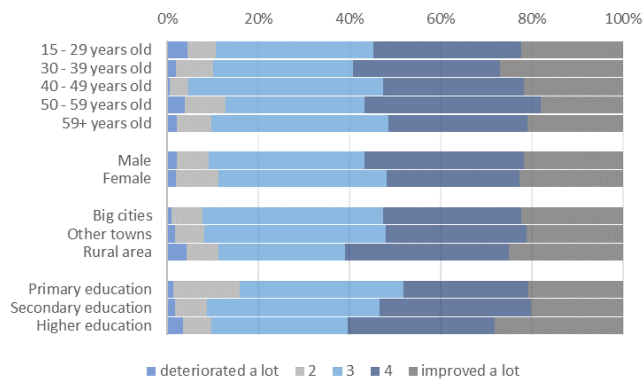
By the opinion of the Polish people China's importance in the world improved over the last 5 years (+32 vs. +36 in 2019), which is under the CEE17 average (+44), and which is the 14th place in rankings of the CEE17 countries. By age groups, the 30-49 years old, by sex, the men, by township, the people who live in big cities, by the level of education, the higher educated people rated above the Polish average.

How has China's importance in the world changed over the last 5 years?

average value -100- deteriorated a lot +100- improved a lot



distribution of answers %

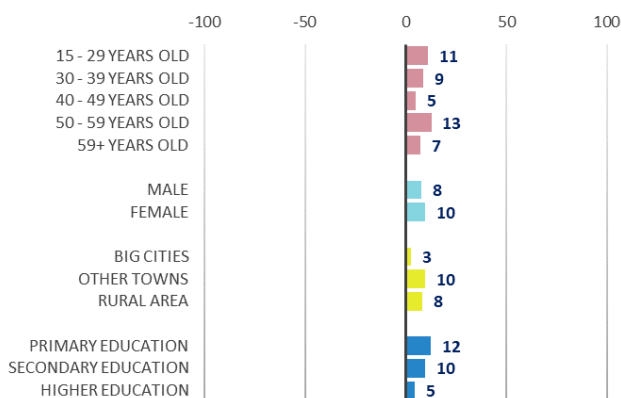


GKI - China-CEE Institute Nonprofit Ltd. survey

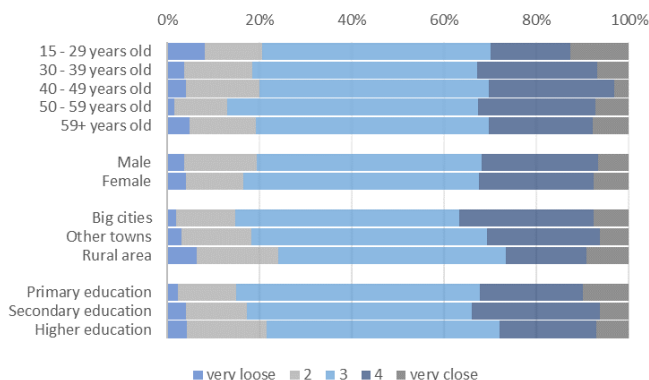
Inhabitants of Poland evaluate the relationship between China and Poland - on the scale of -100 and +100 - close (+9 vs. +13 in 2019). This value is above the CEE17 average (+2), and it means the 4th place in rankings of the CEE17 countries. By age groups, the representatives of the 15-29 and the 50-59 years old, by sex, the women, by the level of education, the primary and secondary educated people rated above the Polish average.

How strong do you think the relationship between China and your country?

average value -100-very loose; +100-very close



distribution of answers %

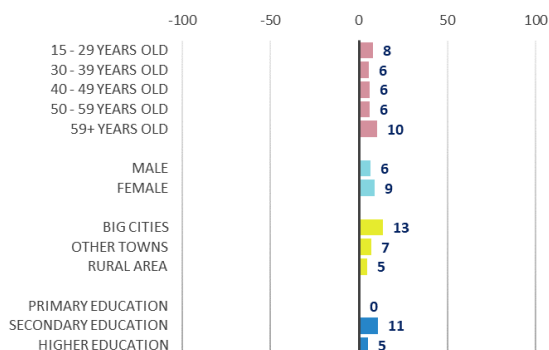


GKI - China-CEE Institute Nonprofit Ltd. survey

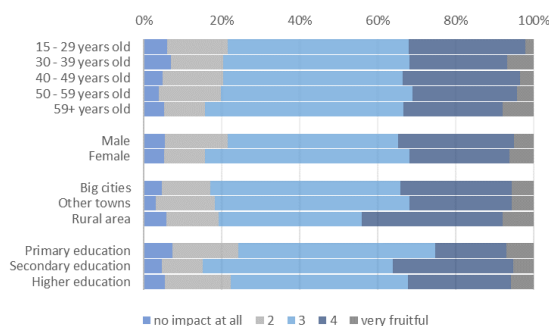
Poles consider the possible impact of the New Silk Road Initiative - which aims to strengthen trade and economic relations between China and Poland - in the next 5 years positive (+8), but not as positive as in 2019 (+11). On the other hand, this value is under the CEE17 average (+15) and means the 13th place in rankings of the CEE17 countries. By age groups, the representatives of the 59+ years old, by sex, the women, by township, the people who live in big cities, by the level of education, the secondary educated people rated above the Polish average.

How do you consider the possible impact of the New Silk Road Initiative in the next 5 years, which aims to strengthen trade and economic relations between China and your country?

average value -100-no impact; +100-very fruitful



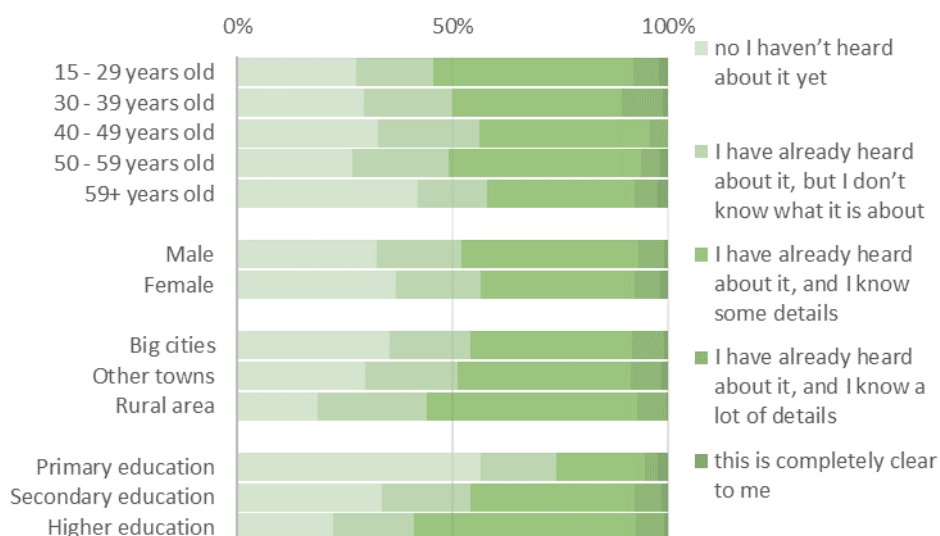
distribution of answers %



GKI - China-CEE Institute Nonprofit Ltd. survey

35% of the Poles has not heard about the cooperation between China and the Central and Eastern European countries (17+1), in which Poland participates. Out of the remaining 65% (furthermore it is considered as 100%), 30% has already heard about it, but doesn't know what it is about, while 59% knows some, 9% a lot of details, and only 2% indicated that it is completely clear to him/her.

Have you ever heard about the cooperation between China and the Central and Eastern European countries (17+1), in which your country participates?
(distribution of answers %)



GKI - China-CEE Institute Nonprofit Ltd. survey

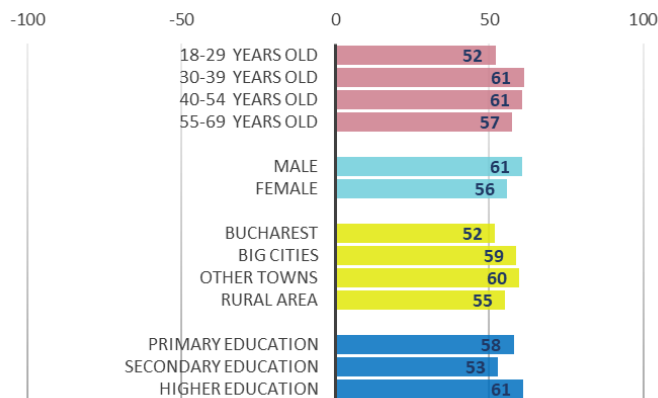
Romania

ROMANIA	2017	2018	2019	2020	
How do you evaluate China's economic development in the last 2 years? -100-very slow +100-very fast	58	58	55	58	0+
How has China's importance in the world changed over the last 5 years? -100-deteriorated a lot +100-improved a lot	56	59	58	51	---
How strong do you think the relationship between China and your country? -100-very loose +100-very close	0	2	1	-5	+--
How do you consider the possible impact of the new Silk Road Initiative in the next 5 years, which aims to strengthen trade and economic relations between China and your country? -100-no impact at all +100-very fruitful	26	29	33	22	++-

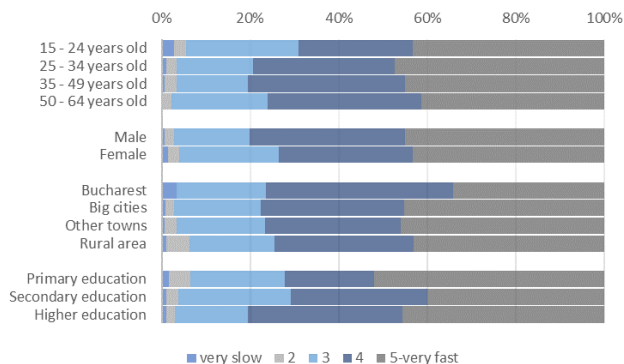
Inhabitants of Romania evaluate China's economic development - on the scale of -100 and +100 - in the last 2 years fast (+58), faster than in 2019 (+55) and faster than the CEE17 average (+44), which means the 4th place in rankings of the CEE17 countries. By age groups, the representatives of the 30-54 years old, by sex, the men, by township, the people who live in big cities and other towns, by the level of education, the higher educated people rated above the Romanian average.

How do you evaluate China's economic development in the last 2 years?

average value -100-very slow +100-very fast



distribution of answers %

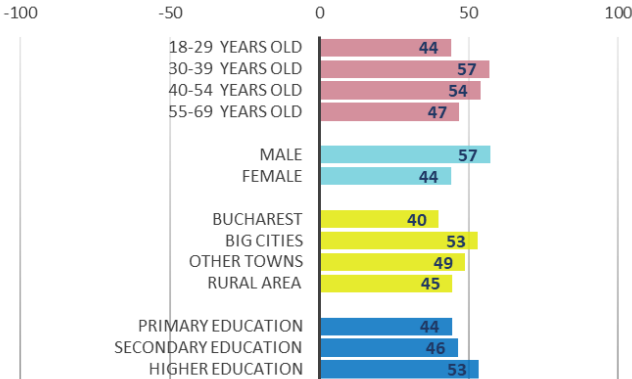


GKI - China-CEE Institute Nonprofit Ltd. survey

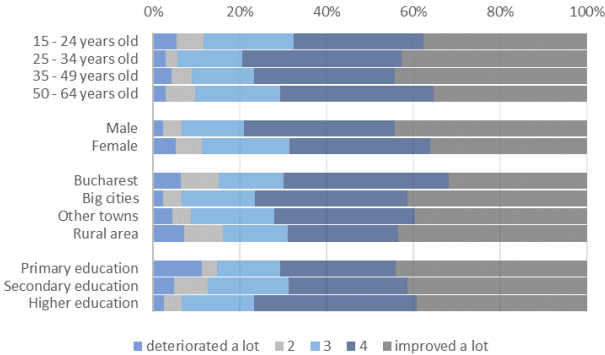
By the opinion of the Romanian people, China’s importance in the world improved over the last 5 years (+51 vs. +58 in 2019), which is above the CEE17 average (+44), and which is the 5th place in rankings of the CEE17 countries. By age groups, the representatives of the 30-54 years old, by sex, the men, by township, the people who live in big cities, by the level of education, the higher educated people rated above the Romanian average.

How has China’s importance in the world changed over the last 5 years?

average value -100- deteriorated a lot +100- improved a lot



distribution of answers %

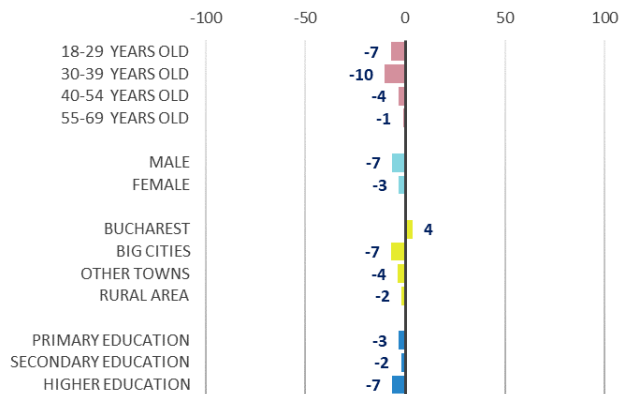


GKI - China-CEE Institute Nonprofit Ltd. survey

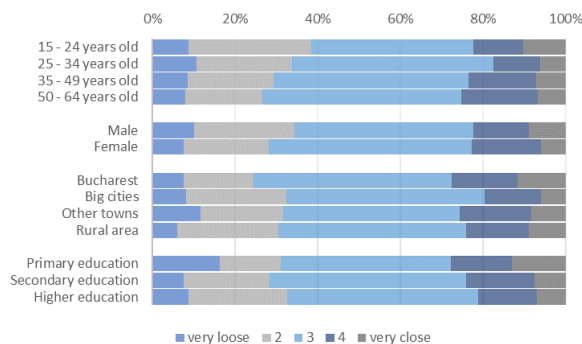
Inhabitants of Romania evaluate the relationship between China and Romania - on the scale of -100 and +100 – a bit worse than neutral (-5 vs. +1 in 2019). This value is under the CEE17 average (+2), and it means the 12th place in rankings of the CEE17 countries. By age groups, the representatives of the 40-54 and the 55-69 years old, by sex, the women, by township, the people who live in Bucharest, smaller (other) towns and in the rural area, by the level of education, the primary and secondary educated people rated above the Romanian average.

How strong do you think the relationship between China and your country?

average value -100-very loose; +100-very close



distribution of answers %

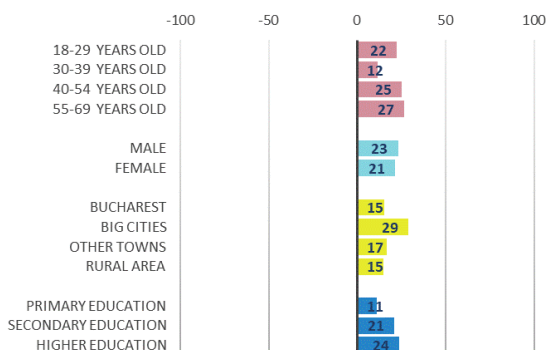


GKI - China-CEE Institute Nonprofit Ltd. survey

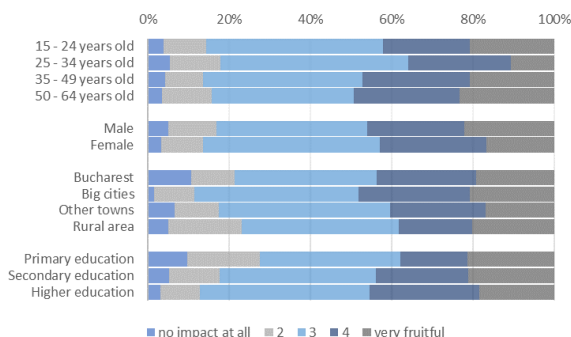
Romanians consider the possible impact of the New Silk Road Initiative - which aims to strengthen trade and economic relations between China and Romania - in the next 5 years positive (+22), but less positive than in 2019 (+33). On the other hand, this value is above the CEE17 average (+15) and means the 5th place in rankings of the CEE17 countries. By age groups, the representatives of the 40+ years old, by sex, the men, by township, the people who live in big cities, by the level of education, the higher educated people rated above the Romanian average.

How do you consider the possible impact of the New Silk Road Initiative in the next 5 years, which aims to strengthen trade and economic relations between China and your country?

average value -100-no impact; +100-very fruitful



distribution of answers %

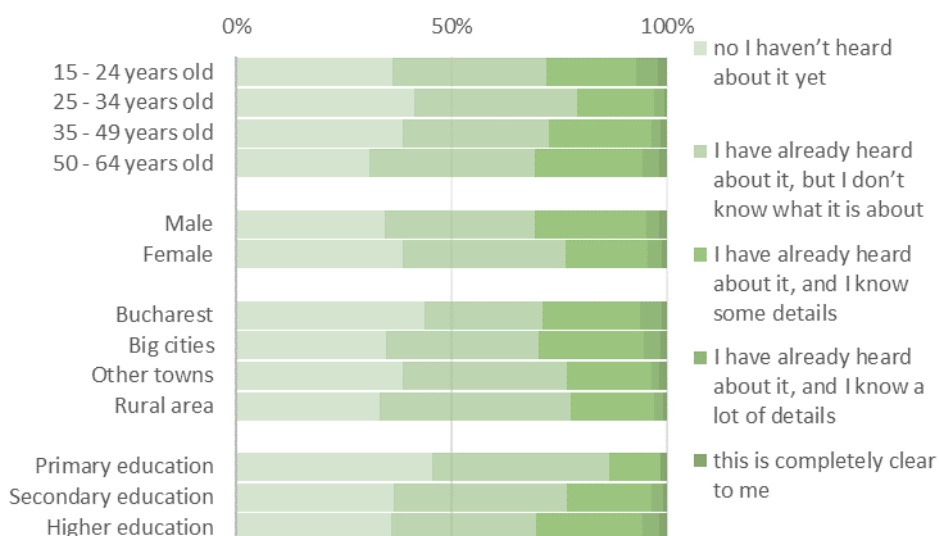


GKI - China-CEE Institute Nonprofit Ltd. survey

37% of the Romanians has not heard about the cooperation between China and the Central and Eastern European countries (17+1), in which Romania participates. Out of the remaining 63% (furthermore it is considered as 100%), 57% has already heard about it, but doesn't know what it is about, while 35% knows some, 5% a lot of details, and other 2% indicated that it is completely clear to him/her.

Have you ever heard about the cooperation between China and the Central and Eastern European countries (17+1), in which your country participates?

distribution of answers %



GKI - China-CEE Institute Nonprofit Ltd. survey

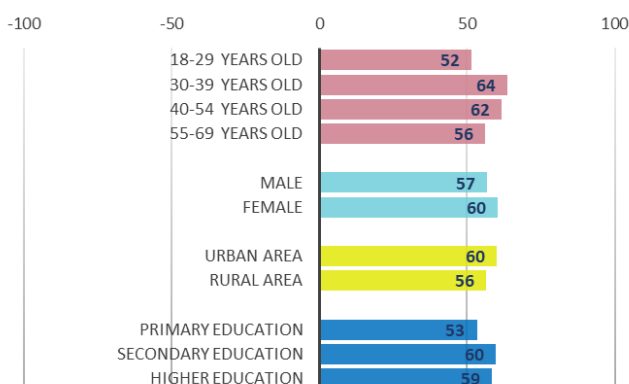
Serbia

SERBIA	2017	2018	2019	2020	
How do you evaluate China's economic development in the last 2 years? -100-very slow +100-very fast	57	60	56	59	++
How has China's importance in the world changed over the last 5 years? -100-deteriorated a lot +100-improved a lot	59	61	59	68	++
How strong do you think the relationship between China and your country? -100-very loose +100-very close	52	51	52	61	++
How do you consider the possible impact of the new Silk Road Initiative in the next 5 years, which aims to strengthen trade and economic relations between China and your country? -100-no impact at all +100-very fruitful	31	42	41	45	++

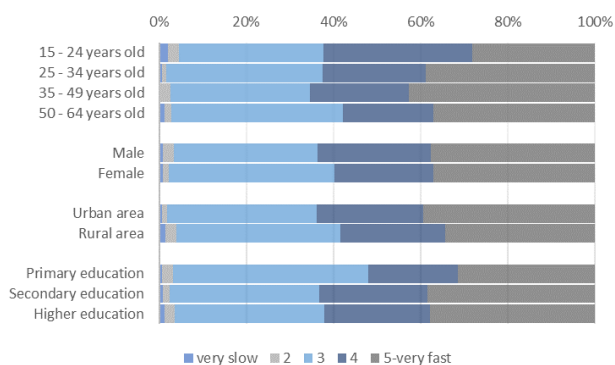
Inhabitants of Serbia evaluate China's economic development - on the scale of -100 and +100 - in the last 2 years fast (+59), faster than in 2019 (+56), and much faster than the CEE17 average (+44), which means the 3rd place in rankings of the CEE17 countries. By age groups, the representatives of the 30-54 years old, by sex, the women, by township, the people who live in urban area, by the level of education, the secondary educated people rated above the Serbian average.

How do you evaluate China's economic development in the last 2 years?

average value -100-very slow +100-very fast



distribution of answers %

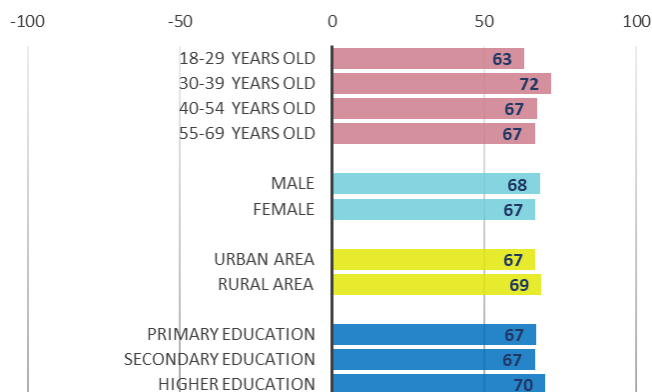


GKI - China-CEE Institute Nonprofit Ltd. survey

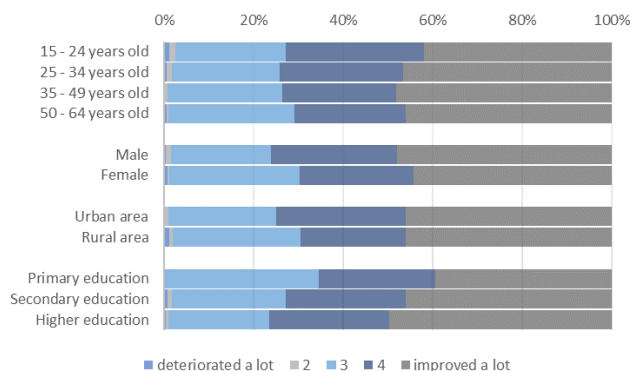
By the opinion of the Serbian people China's importance in the world improved over the last 5 years (+68 vs. +59 in 2019), which is above the CEE17 average (+44), and which is the 1st place in rankings of the CEE17 countries. By age groups, the representatives of the 30-39 years old, by township, the people who live in rural area, by the level of education, the higher educated people rated above the Serbian average.

How has China's importance in the world changed over the last 5 years?

average value -100- deteriorated a lot +100- improved a lot



distribution of answers %

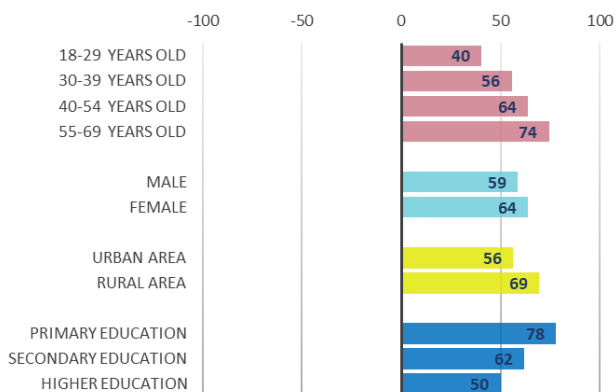


GKI - China-CEE Institute Nonprofit Ltd. survey

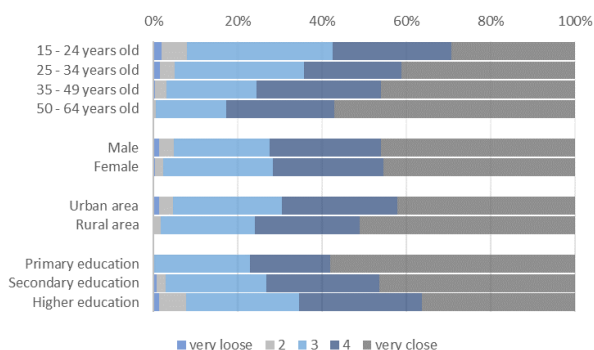
Inhabitants of Serbia evaluate the relationship between China and Serbia - on the scale of -100 and +100 - very close (+61 vs. +52 in 2019). This value is far above the CEE17 average (+2), and it means the 1st place in rankings of the CEE17 countries. By age groups, the representatives of the 40-54 and the 55-69 years old, by sex, the women, by township, the people who live in rural area, by the level of education, the primary and the secondary educated people rated above the Serbian average.

How strong do you think the relationship between China and your country?

average value -100-very loose; +100-very close



distribution of answers %

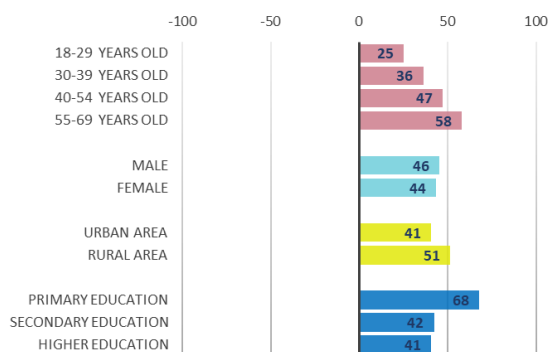


GKI - China-CEE Institute Nonprofit Ltd. survey

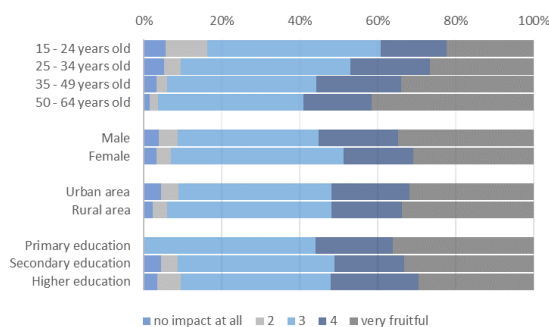
Serbians consider the possible impact of the New Silk Road Initiative - which aims to strengthen trade and economic relations between China and Serbia - in the next 5 years very positive (+45), more positive than in 2019 (+41). On the other hand, this value is far above the CEE17 average (+15) and means the 1st place in rankings of the CEE17 countries. By age groups, the representatives of the 40-54 and the 55-69 years old, by sex the men, by township, the people who live in rural area, by the level of education, the primary educated people rated above the Serbian average.

How do you consider the possible impact of the New Silk Road Initiative in the next 5 years, which aims to strengthen trade and economic relations between China and your country?

average value -100-no impact; +100-very fruitful



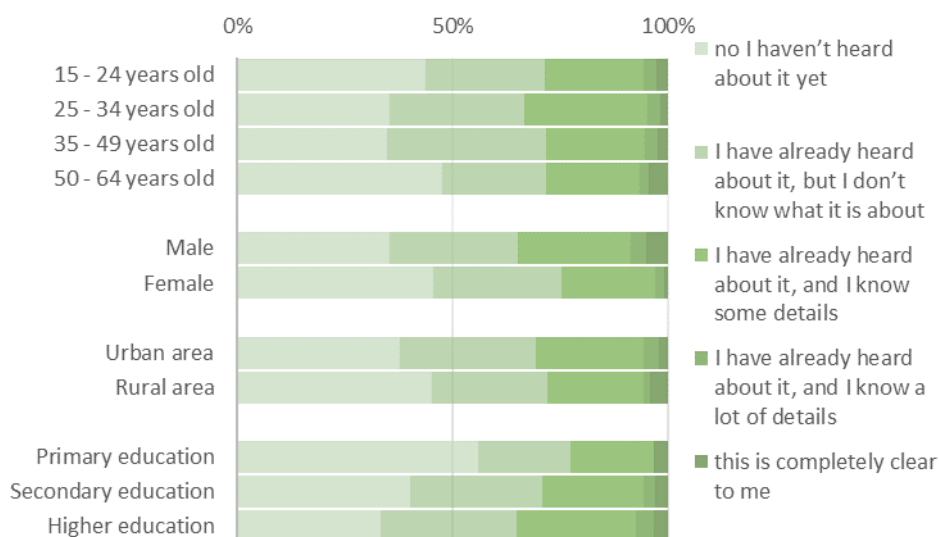
distribution of answers %



GKI - China-CEE Institute Nonprofit Ltd. survey

45% of the Serbians has not heard about the cooperation between China and the Central and Eastern European countries (17+1), in which Serbia participates. Out of the remaining 55% (furthermore it is considered as 100%), 57% has already heard about it, but doesn't know what it is about, while 35% knows some, 5% a lot of details, and 3% indicated that it is completely clear to him/her.

Have you ever heard about the cooperation between China and the Central and Eastern European countries (17+1), in which your country participates?
(distribution of answers %)



GKI - China-CEE Institute Nonprofit Ltd. survey

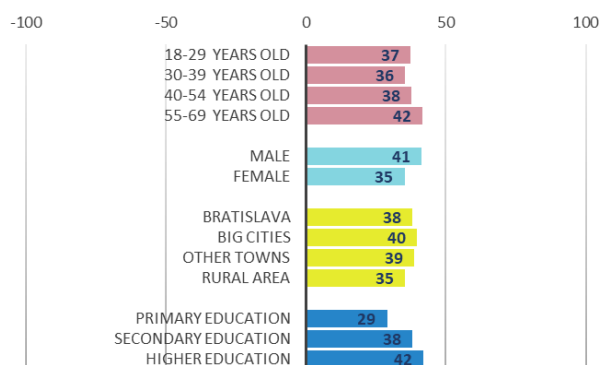
Slovakia

SLOVAKIA	2017	2018	2019	2020	
How do you evaluate China's economic development in the last 2 years? -100-very slow +100-very fast	42	44	45	38	++
How has China's importance in the world changed over the last 5 years? -100-deteriorated a lot +100-improved a lot	52	51	51	45	-0-
How strong do you think the relationship between China and your country? -100-very loose +100-very close	-9	-6	-4	-4	++0
How do you consider the possible impact of the new Silk Road Initiative in the next 5 years, which aims to strengthen trade and economic relations between China and your country? -100-no impact at all +100-very fruitful	20	24	23	26	+--

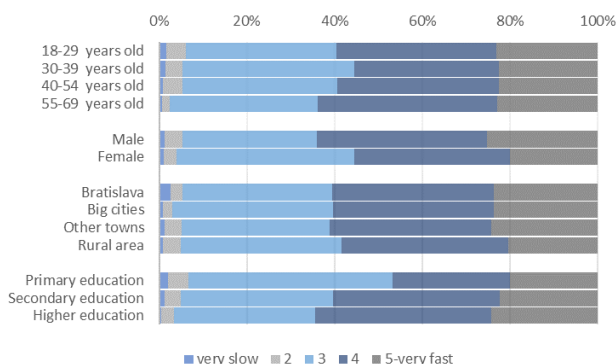
Inhabitants of Slovakia evaluate China's economic development - on the scale of -100 and +100 - in the last 2 years fast (+38), but slower than in 2019 (+45), and slower than the CEE17 average (+44), which means the 12th place in rankings of the CEE17 countries. By age groups, the representatives of the 55-69 years old, by sex the men, by township, the people who live in big cities and other towns, by the level of education, the higher educated people rated above the Slovakian average.

How do you evaluate China's economic development in the last 2 years?

average value -100-very slow +100-very fast



distribution of answers %

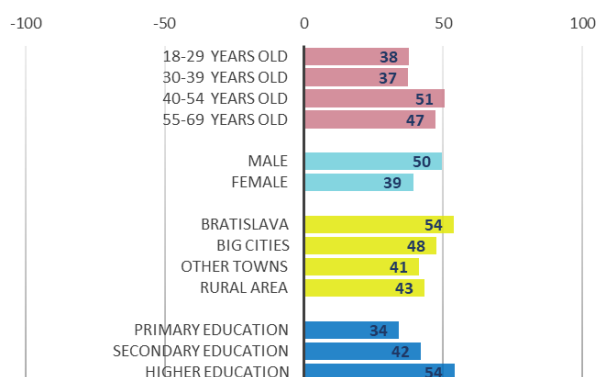


GKI - China-CEE Institute Nonprofit Ltd. survey

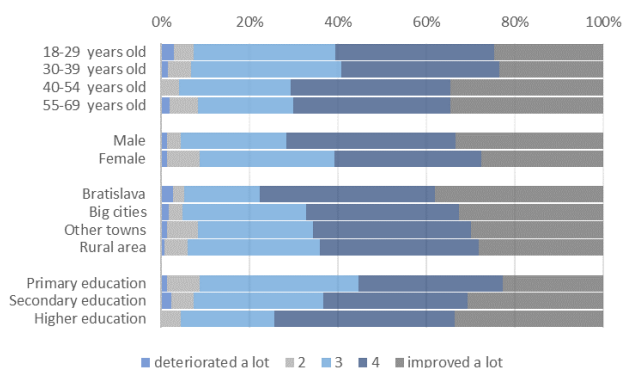
By the opinion of the Slovakian people China's importance in the world improved over the last 5 years (+45 vs. +51 in 2019), which is slightly above the CEE17 average (+44), and which is the 10th place in rankings of the CEE17 countries. By age groups, the representatives of the 40-54 and the 55-69 years old, by sex, the men, by township, the people who live in Bratislava and in other big cities, by the level of education, the higher educated people rated above the Slovakian average.

How has China's importance in the world changed over the last 5 years?

average value -100- deteriorated a lot +100- improved a lot



distribution of answers %

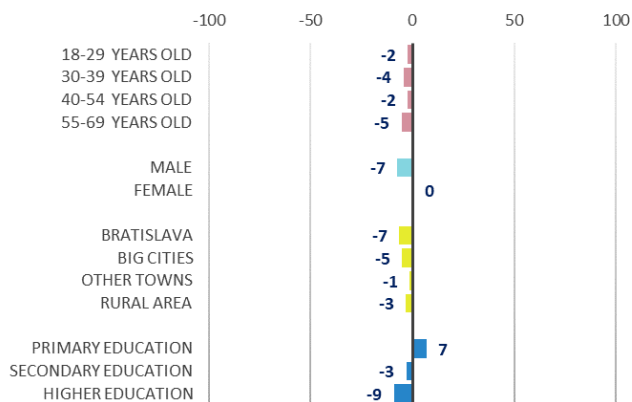


GKI - China-CEE Institute Nonprofit Ltd. survey

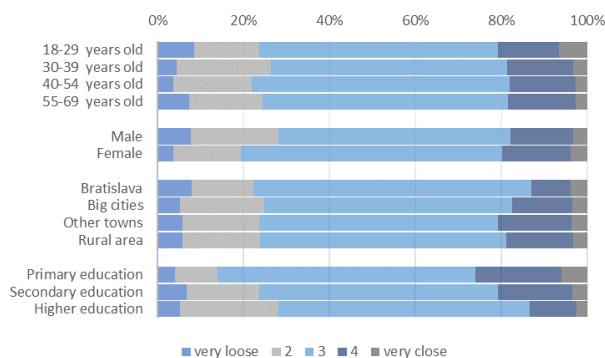
Inhabitants of Slovakia evaluate the relationship between China and Slovakia - on the scale of -100 and +100 - loose (-4, no change over 2019). This value is under the CEE17 average (+2), and it means the 11th place in rankings of the CEE17 countries. By age groups, the representatives of the 18-29 and the 40-54 years old, by sex the women, by township, the people who live in smaller (other) towns and in the rural area, by the level of education the primary and secondary educated people rated above the Slovakian average.

How strong do you think the relationship between China and your country?

average value -100-very loose; +100-very close



distribution of answers %

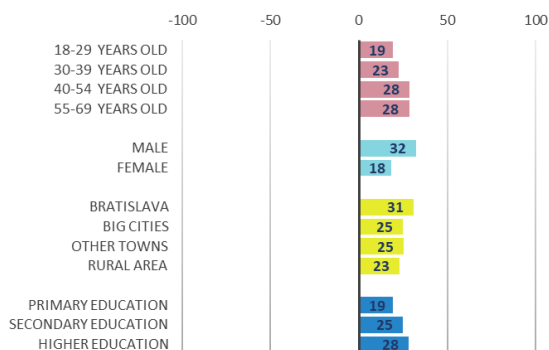


GKI - China-CEE Institute Nonprofit Ltd. survey

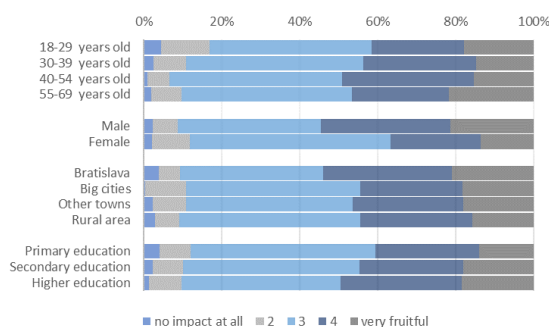
Slovaks consider the possible impact of the New Silk Road Initiative - which aims to strengthen trade and economic relations between China and Slovakia - in the next 5 years positive (+26), a bit more positive than in 2019 (+23). On the other hand, this value is above the CEE17 average (+15) and means the 4th place in rankings of the CEE17 countries. By age groups, the representatives of the 40-54 and the 55-69 years old, by sex, the men, by township, the people who live in Bratislava, by the level of education, the higher educated people rated above the Slovakian average.

How do you consider the possible impact of the New Silk Road Initiative in the next 5 years, which aims to strengthen trade and economic relations between China and your country?

average value -100-no impact; +100-very fruitful



distribution of answers %

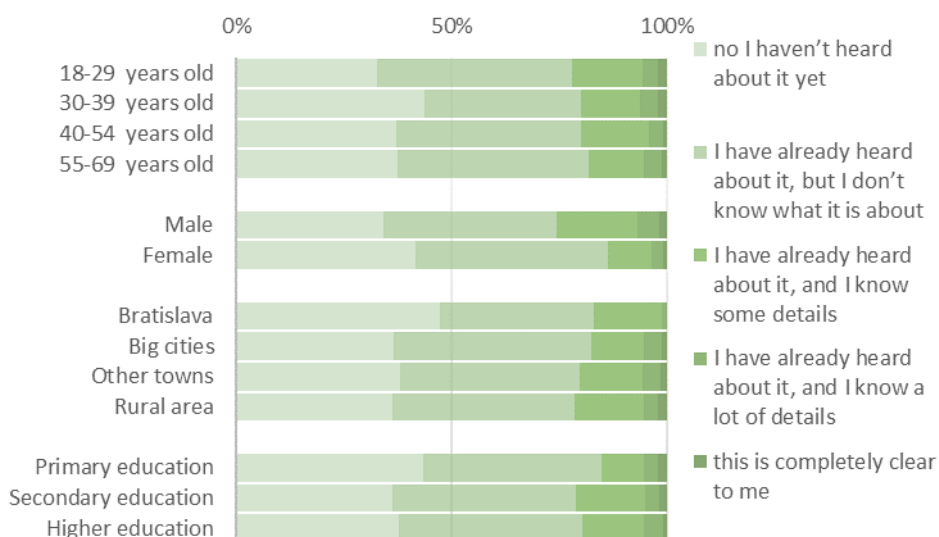


GKI - China-CEE Institute Nonprofit Ltd. survey

38% of the Slovaks has not heard about the cooperation between China and the Central and Eastern European countries (17+1), in which Slovakia participates. Out of the remaining 62% (furthermore it is considered as 100%), 68% has already heard about it, but doesn't know what it is about, while 23% knows some, 6% a lot of details, and only 2% indicated that it is completely clear to him/her.

Have you ever heard about the cooperation between China and the Central and Eastern European countries (17+1), in which your country participates?

distribution of answers %



GKI - China-CEE Institute Nonprofit Ltd. survey

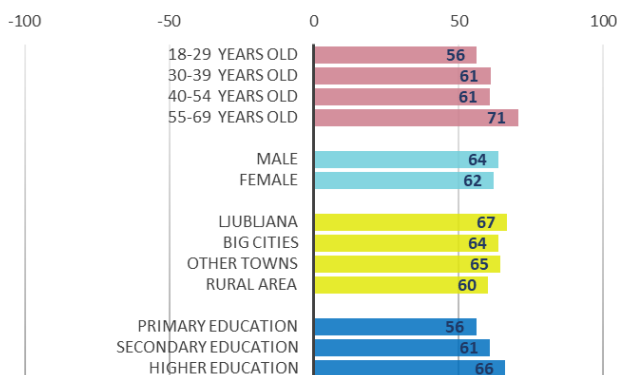
Slovenia

SLOVENIA	2017	2018	2019	2020	
How do you evaluate China's economic development in the last 2 years? -100-very slow +100-very fast	61	62	63	63	++0
How has China's importance in the world changed over the last 5 years? - 100-deteriorated a lot +100-improved a lot	63	63	59	62	0--
How strong do you think the relationship between China and your country? -100-very loose +100-very close	-5	-2	-2	-4	+0-
How do you consider the possible impact of the new Silk Road Initiative in the next 5 years, which aims to strengthen trade and economic relations between China and your country? -100-no impact at all +100- very fruitful	13	12	15	11	+++

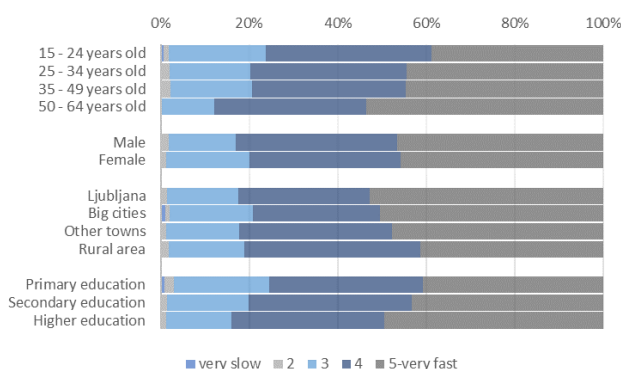
Inhabitants of Slovenia evaluate China's economic development - on the scale of -100 and +100 - in the last 2 years very fast (+63), the same as fast as in 2019 (+63). This is much faster than the CEE17 average (+44), which means the 1st place in rankings of the CEE17 countries. By age groups, the representatives of the 55-69 years old, by sex the men, by township, the people who live in Ljubljana, big cities and other towns, by the level of education, the higher educated people rated above the Slovenian average.

How do you evaluate China's economic development in the last 2 years?

average value -100-very slow +100-very fast



distribution of answers %

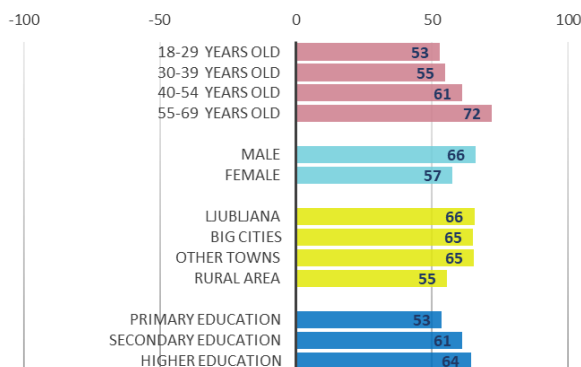


GKI - China-CEE Institute Nonprofit Ltd. survey

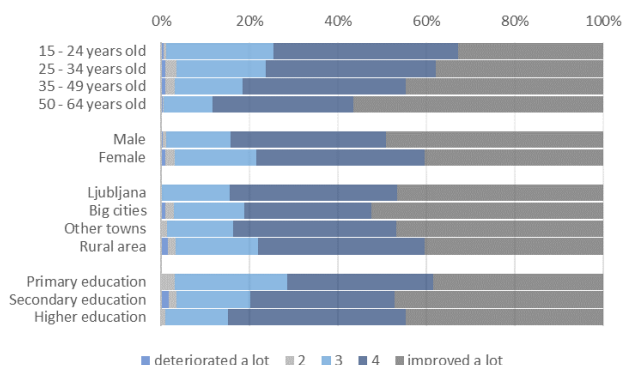
By the opinion of the Slovenian people China's importance in the world improved over the last 5 years (+62 compared to +59 in 2019), which is above the CEE17 average (+44), and which is the 2nd place in rankings of the CEE17 countries. By age groups, the representatives of the 55-69 years old, by sex the men, by township, the people who live in Ljubljana, other big cities and in other towns, by the level of education, the higher educated people rated above the Slovenian average.

How has China's importance in the world changed over the last 5 years?

average value -100- deteriorated a lot +100- improved a lot



distribution of answers %

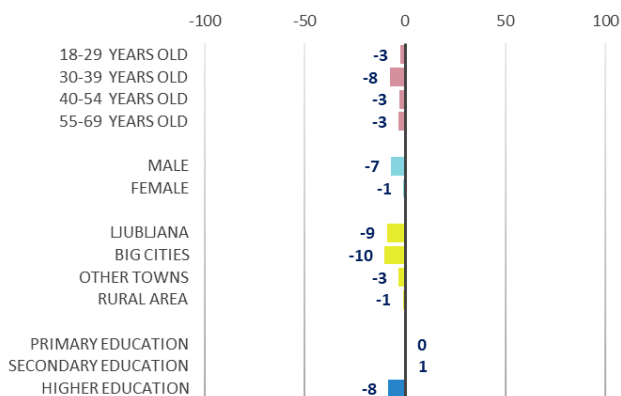


GKI - China-CEE Institute Nonprofit Ltd. survey

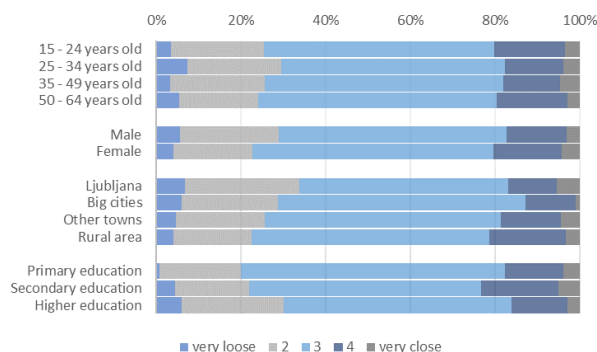
Inhabitants of Slovenia evaluate the relationship between China and Slovenia - on the scale of -100 and +100 - a bit less (-4 vs. -2 in 2019). This value is under the CEE17 average (+2), and it means the 10th place in rankings of the CEE17 countries. By age groups, the representatives of the 18-29 and the 40+ years old, by sex the women, by township, the people who live in other towns and the rural area, by level of education, the primary and secondary educated people rated above the Slovenian average.

How strong do you think the relationship between China and your country?

average value -100-very loose; +100-very close



distribution of answers %

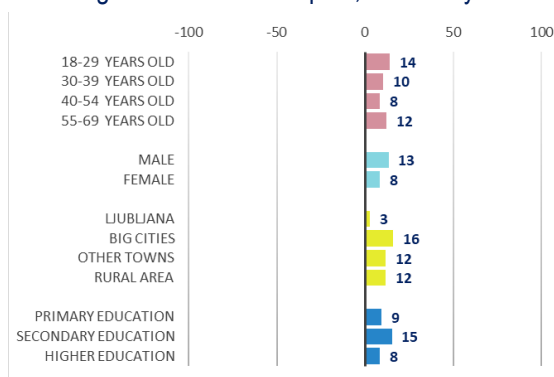


GKI - China-CEE Institute Nonprofit Ltd. survey

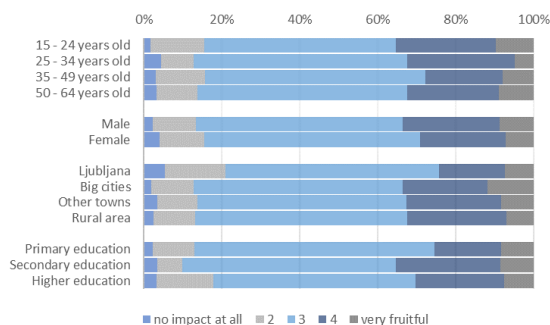
Slovenians consider the possible impact of the New Silk Road Initiative - which aims to strengthen trade and economic relations between China and Slovenia - in the next 5 years positive (+11 vs. +15 in 2019). On the other hand, this value is under the CEE17 average (+15) and means the 9th place in rankings of the CEE17 countries. By age groups, the representatives of the 18-29 and the 55-69 years old, by sex the men, by township, the people who live in big cities (but not in the capital), smaller (other) towns and in the rural area, by education level, the secondary educated people rated above the Slovenian average.

How do you consider the possible impact of the New Silk Road Initiative in the next 5 years, which aims to strengthen trade and economic relations between China and your country?

average value -100-no impact; +100-very fruitful



distribution of answers %

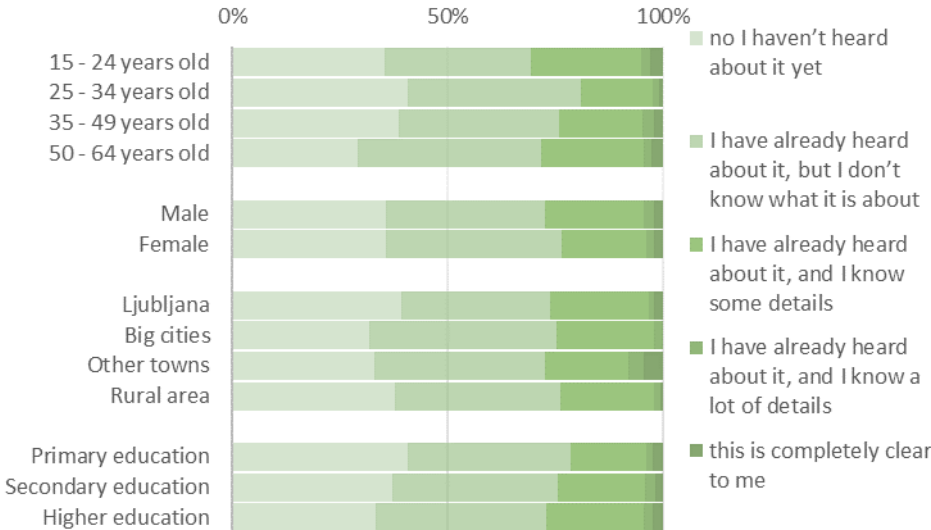


GKI - China-CEE Institute Nonprofit Ltd. survey

36% of the Slovenians has not heard about the cooperation between China and the Central and Eastern European countries (17+1), in which Slovenia participates. Out of the remaining 64% (furthermore it is considered as 100%), 60% has already heard about it, but doesn't know what it is about, while 33% knows some, 3% a lot of details, and other 4% indicated that it is completely clear to him/her.

Have you ever heard about the cooperation between China and the Central and Eastern European countries (17+1), in which your country participates?

distribution of answers %



GKI - China-CEE Institute Nonprofit Ltd. survey

Belorussia

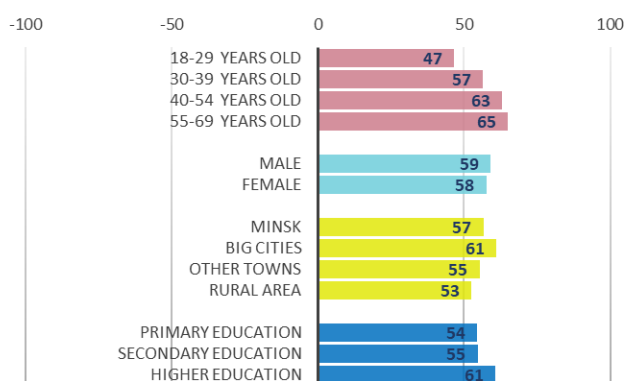
Belorussia is not involved in the CEE17 cooperation, but – as an observer country – has an important role in Chinese connections.

BELORUSSIA	2017	2018	2019	2020	
How do you evaluate China's economic development in the last 2 years? -100-very slow +100-very fast		55	62	58	+-
How has China's importance in the world changed over the last 5 years? -100-deteriorated a lot +100-improved a lot		67	72	64	+-
How strong do you think the relationship between China and your country? -100-very loose +100-very close		42	38	30	--
How do you consider the possible impact of the new Silk Road Initiative in the next 5 years? -100-no impact at all +100-very fruitful		32	34	19	+-

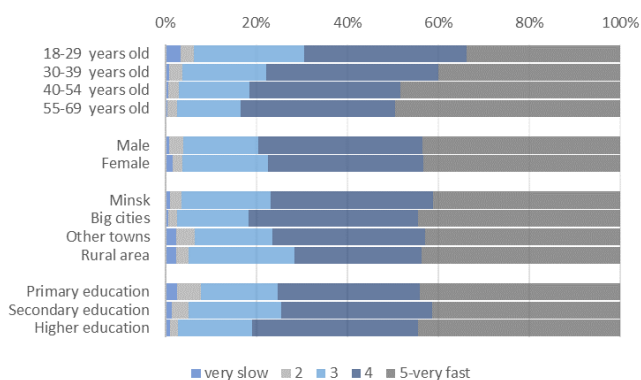
Inhabitants of Belorussia evaluate China’s economic development - on the scale of -100 and +100 - in the last 2 years very fast (+58 vs. +62 in 2019), faster than the CEE17 and the CEE17 + BY average (+44 and +45). By age groups, the representatives of the 40-69 years old, by sex, the men, by township, the people who live in big cities, by the level of education, the higher educated people rated above the Belorussian average.

How do you evaluate China’s economic development in the last 2 years?

average value -100-very slow +100-very fast



distribution of answers %

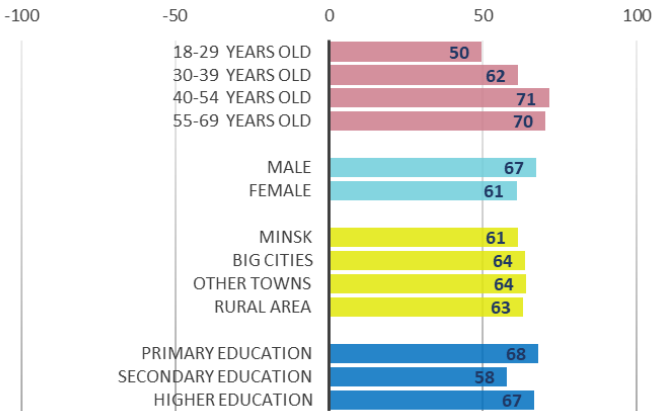


GKI - China-CEE Institute Nonprofit Ltd. survey

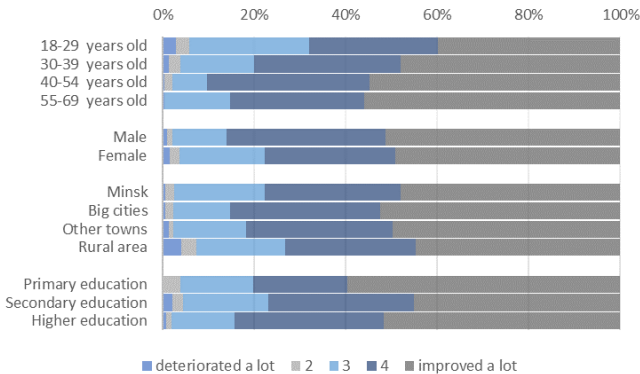
By the opinion of the Belorussian people China’s importance in the world improved over the last 5 years (+64 vs. +72 in 2019), which is above the CEE17 or the CEE17 + BY average (+44 and +45). By age groups, the representatives of the 40-54 and the 55-69 years old, by sex the men, by the level of education, the primary and the higher educated people rated above the Belorussian average.

How has China’s importance in the world changed over the last 5 years?

average value -100- deteriorated a lot +100- improved a lot



distribution of answers %

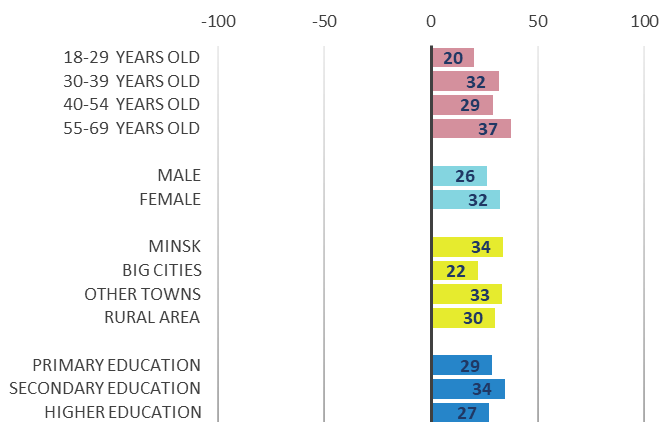


GKI - China-CEE Institute Nonprofit Ltd. survey

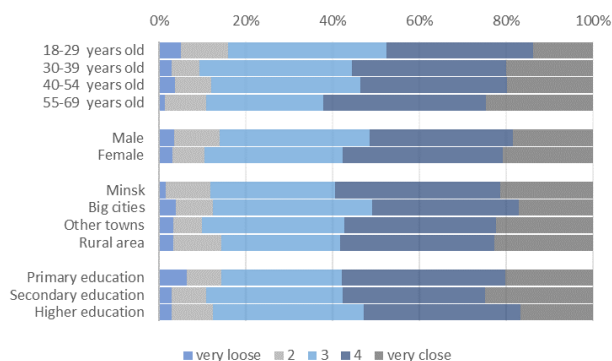
Inhabitants of Belorussia evaluate the relationship between China and Belorussia - on the scale of -100 and +100 - very close (+30 vs. +38 in 2019), which is above the CEE17 and CEE17 + BY averages (+2 and +3). By age groups, the representatives of the 30-39 and the 55-69 years old, by sex the women, by township, the people who live in Minsk and smaller (other) towns, by the level of education, the secondary educated people rated above the Belorussian average.

How strong do you think the relationship between China and your country?

average value -100-very loose; +100-very close



distribution of answers %

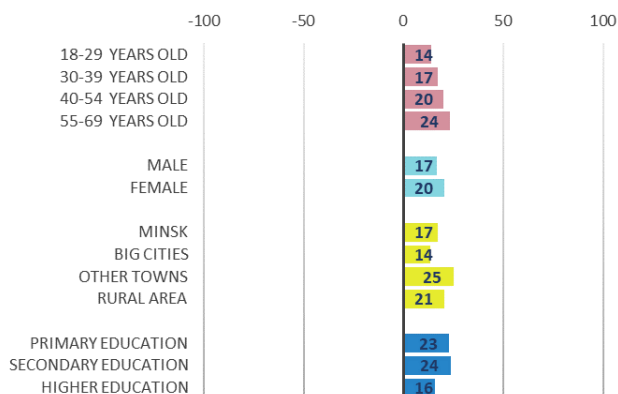


GKI - China-CEE Institute Nonprofit Ltd. survey

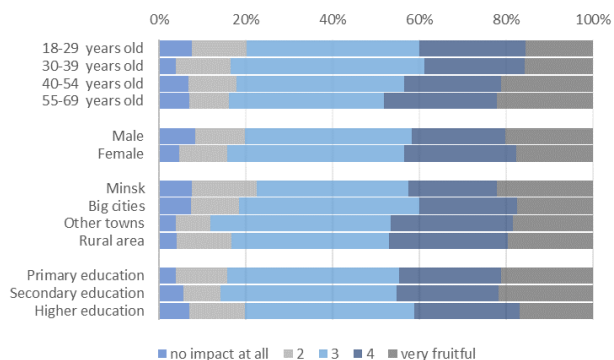
Belorussian people consider the possible impact of the New Silk Road Initiative in the next 5 years positive (+19 vs. +34 in 2019), which is above to the CEE17 and CEE17 + BY average (+15 and +16). By age groups, the representatives of the 40-54 and the 55-69 years old, by sex the women, by township, the people who live in smaller (other) towns and in the rural area, by the level of education, the primary and secondary educated people rated above the Belorussian average.

How do you consider the possible impact of the New Silk Road Initiative in the next 5 years, which aims to strengthen trade and economic relations between China and your country?

average value -100-no impact; +100-very fruitful



distribution of answers %

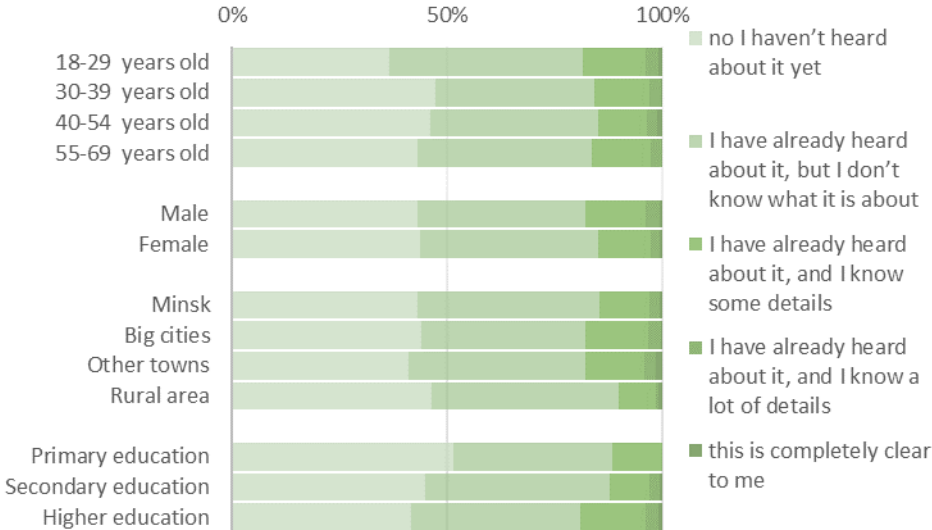


GKI - China-CEE Institute Nonprofit Ltd. survey

43% of the Belorussian has not heard about the cooperation between China and the Central and Eastern European countries (17+1). Out of the remaining 57% (furthermore it is considered as 100%), 71% has already heard about it, but doesn't know what it is about, while 23% knows some, 5% a lot of details, and 1% indicated that it is completely clear to him/her.

Have you ever heard about the cooperation between China and the Central and Eastern European countries (17+1)?

distribution of answers %



GKI - China-CEE Institute Nonprofit Ltd. survey

Appendix – Technical reports

ESTONIA

Survey method: CAWI

Total population

Number of inhabitants aged 16-74: 1137397

Quotas used in the sampling frame: GENDER, AGE, NATIONALITY, REGION, SETTLEMENT

	Number of respondents in the sample before weighting, %	Number of respondents in the sample after the weighting, %	Statistics, %
TOTAL			100.0
GENDER*			
Male	38,5	48,8	49%
Female	61,5	51,2	51%
AGE*			
16 - 24	8,4	11,6	12%
25 - 34	22,9	18,8	19%
35 - 49	29,8	28,6	29%
50 - 64	25,9	26,5	26%
65 - 74	13,1	14,4	14%
NATIONALITY*			
Estonian	79,0	67,1	67%
Other nationality	21,0	32,9	33%
REGION*			
Tallinn	34,6	33,6	34%

North-Estonia and West-Estonia	27,7	28,1	28%
Tartu region and South-Estonia	24,4	23,5	24%
Virumaa	13,3	14,7	15%

SETTLEMENT*

Tallinn	34,6	33,6	34%
Big cities	17,3	16,3	16%
Other cities	22,5	16,7	17%
Rural area	25,6	33,4	33%

LATVIA

Survey method: CATI

Total population

Number of inhabitants aged 16-74: 1549429

Quotas used in the sampling frame: GENDER, AGE, NATIONALITY, REGION, SETTLEMENT

REACHED SAMPLE IN COMPARISON TO THE STATISTICS OF THE TOTAL POPULATION –LATVIA

	Number of respondents in the sample before weighting, %	Number of respondents in the sample after the weighting, %	Statistics, %
TOTAL			100.0
GENDER*			
Male	48.1	48.5	48.5
Female	51.9	51.5	51.5
AGE*			
16 - 24	9.2	10.8	10.8
25 - 34	19.3	19.1	19.1
35 - 44	19.1	19.1	19.1
45 - 54	19.2	18.7	18.7
55 - 64	19.3	18.9	18.9
65 - 74	13.8	13.5	13.5
NATIONALITY*			
Latvian	62.5	59.0	59.0
Russian	26.6	27.7	27.7
Other nationality	10.8	13.3	13.3

REGION*			
Riga	36.6	33.4	33.4
Pieriga	19.2	19.1	19.1
Vidzeme	8.7	9.5	9.5
Kurzeme	11.1	12.4	12.4
Zemgale	10.6	11.8	11.8
Latgale	13.8	13.8	13.8

SETTLEMENT*			
Capital city	36.6	33.4	33.4
Other cities	37.2	35.2	35.2
Rural area	26.2	31.4	31.4

** Source: The data of the Office of Citizenship and Migration Affairs of Latvia (OCMA) on January 1. 2020.*

TNS Latvia		
Kronvalda bulvaris 3, Riga LV - 1010		
Tel. 67096300		
	FIELD WORK REPORT	
Survey	5742_INHABITANT'S SURVEY ON KNOWLEDGE OF INFLUENCE OF CHINA ON WORLD'S ECC	
Time:	20.07.2020-28.07.2020	
Method:	CATI (<i>Computer Assisted Telephone Interviews</i>)	
Place:	Whole Latvia	
Sample:	Random sample	
Number of interviews	a) planned	1000
	b) actual	1014
Contacts with potential respondent		4662
1) full interviews		1014
2) interviews did not happen because of:		3648
	respondent's refusal	2102
	interrupted interview - respondent's refusal to continue the interview	45
	agreement to postpone the interview, repeatedly postponed interview	375
	respondent cannot be encountered during the field work	72
	does not correspond to the target group (age, does not live in the country)/ quota full	1051
	Is already surveyed in this project (fixed line or mobile)	3
Number of used numbers:		19870
	Does not pick up	1534
	Automatic answering machine, fax or modem	1746
	Line is busy	306
	No addressee, closed line, uncorrect telephone number, office	11553
	Damaged line, bad connection	69
Average length of interview (in minutes):		6,41
Number of interviewers		23

LITHUANIA

Survey method: CATI

Total population

Number of inhabitants aged 16-74: 2071102

Quotas used in the sampling frame: GENDER, AGE, NATIONALITY, REGION, SETTLEMENT

REACHED SAMPLE IN COMPARISON TO THE STATISTICS OF THE TOTAL POPULATION -LITHUANIA

	Number of respondents in the sample before weighting, %	Number of respondents in the sample after the weighting, %	Statistics, %
TOTAL	100	100	100
GENDER*			
Male	48.0	48.0	48.0
Female	52.0	52.0	52.0
AGE*			
16 - 24	12.6	12.6	12.6
25 - 34	18.0	18.0	18.0
35 - 44	16.7	16.7	16.7
45 - 54	19.2	19.2	19.2
55 - 64	19.9	20.0	20.0
65 - 74	13.6	13.6	13.6
NATIONALITY*			
Lithuanian	91.0	86.0	86,0
Russian	3.4	4.5	4,5
Other nationality	5.6	9.5	9.5

REGION*			
Vilnius	20.2	20.2	20.2
Kaunas	10.2	10.3	10.3
Klaipėda	5.2	5.2	5.2
Šiauliai	3.7	3.7	3.7
Panevėžys	3.1	3.0	3.0
Vilniaus district	9.4	9.4	9.4
Kauno district	9.8	9.8	9.8
Klaipėdos district	6.2	6.1	6.1
Šiaulių district	5.7	5.7	5.7
Panevėžio district	4.4	4.5	4.5
Alytaus district	4.8	4.8	4.8
Marijampolės district	4.8	4.9	4.9
Tauragės district	3.3	3.3	3.3
Telšių district	4.7	4.7	4.7
Utenos district	4.5	4.5	4.5

SETTLEMENT*			
Capital city	20.2	20.2	20.2
Other cities	57.3	47.1	47.1
Rural area	22.5	32.8	32.8

Source: Statistics Lithuania, Official Statistics Portal

Kantar TNS		
M.Valanciaus g. 1A, Vilnius, 03155		
Tel. +370 5 210 6600		
	<u>FIELD WORK REPORT</u>	
Survey	TNS LV: socio econ political issues 2020	
Time:	2020.07.20 - 2020.07.30	
Method:	CATI	
Place:	whole Lithuania	
Sample:	Random sample	
Number of interviews	a) planned	1000
	b) actual	1000
		Number
Contacts with potential respondent		
1) full interviews		1000
2) interviews did not happen because of:		
	respondent's refusal	2948
	interrupted interview - respondent's refusal to continue the interview	27
	agreement to postpone the interview, repeatedly postponed interview	149
	respondent cannot be encountered during the field work	208
	does not correspond to the target group (age, does not live in the c	914
	Is already surveyed in this project (fixed line or mobile)	3
Number of used numbers:		
	Does not pick up	2437
	Automatic answering machine, fax or modem	4240
	Line is busy	556
	Office	0
	No addressee, closed line	14889
	Damaged line, bad connection	817
Average length of interview (in minutes):		
		6,0
Number of interviewers		
		19

HUNGARY

Survey method: CAPI (face-to-face)

Total population

Number of inhabitants over the age of 18: 8142665

Quotas used in the sampling frame: GENDER, AGE, REGION, SETTLEMENT

REACHED SAMPLE IN COMPARISON TO THE STATISTICS OF THE TOTAL POPULATION -HUNGARY

	Number of respondents in the sample before weighting, %	Number of respondents in the sample after the weighting, %	Statistics, %
TOTAL			100.0
GENDER*			
Male	46.5	46.7	46.63
Female	53.5	53.3	53.37
AGE*			
18 – 29	18.6	18.2	18.12
30 – 39	19.3	19.4	19.42
40 – 49	16.1	16.2	16.16
50 – 59	17.7	17.8	17.67
60 – x	28.3	28.4	28.63
REGION*			
Central Hungary	29.7	29.9	30.03
Central Transdanubia	10.0	10.9	10.91

Western Transdanubia	10.6	10.0	10.03
Southern Transdanubia	10.8	9.4	9.44
Northern Hungary	12.7	11.9	11.85
Northern Great Plain	14.0	14.6	14.64
Southern Great Plain	12.2	13.2	13.10

SETTLEMENT*

Capital city	18.2	17.7	18.12
County seat	16.4	16.9	17.89
Other cities	34.4	35.7	34.96
Municipality	31.0	29.8	29.03

Source: The data of the Central Statistical Office (KSH) from the population census of 2011.

SLOVAKIA, CZECHIA, ROMANIA, SLOVENIA, GREECE, BELARUS, BULGARIA

Survey method: CAWI

Silk Road 2020								
field report								
Impetus Research Ltd								
Method	Online survey (CAWI)							
Sample pool	Online access panel							
Sampling method	Quota-random							
Field date	From 12. August to 11. September 2020.							
Field report								
		Slovakia	Slovenia	Romania	Greece	Czech Republic	Bulgaria	Belarus
	Interview Started	1 233	1 157	1 137	1 175	1 278	1 291	1 287
	Screenouts	12	2	5	2	8	8	9
	Quotafulls	170	122	110	127	229	259	218
	Dropouts	32	23	19	37	31	15	53
	Completes	1 019	1 010	1 003	1 009	1 010	1 009	1 007
	Interviews in database	1 000	1 000	1 000	1 000	1 000	1 000	1 000

Quotas based on national census and completes					Demographic distribution by weight	
Slovakia						
			target	completes	diff	
	Target: 18-69	Census	1000	1000	0	perfect fit without weighting
Gender	Male	51,5%	515	515	0	
	Female	48,5%	485	485	0	
	18-29	17,8%	178	178	0	
	30-39	20,4%	204	204	0	
Alter	40-54	32,0%	320	320	0	
	55-69	29,8%	298	298	0	
	Bratislava Region	11,6%	115	115	0	
Region	West Slovakia	34,6%	346	346	0	
	Central Slovakia	24,9%	249	249	0	
	Eastern Slovakia	29,0%	290	290	0	
Slovenia						
			target	completes	diff	
	Target: 18-69	Census	1000	1000	0	perfect fit without weighting
Gender	Male	50,0%	500	500	0	
	Female	50,0%	500	500	0	
	18-29	17,3%	173	173	0	
	30-39	20,3%	203	203	0	
Alter	40-65	32,5%	325	325	0	
	55-69	29,9%	299	299	0	
	East Slovenia	53,3%	533	533	0	
Region	West Slovenia	46,7%	467	467	0	

Romania			target	completes	diff			weighted completes	diff
Target: 18-69	Census	1000	1000	1000	0			1000	0
Gender	Male	50,1%	501	493	-8			501	0
	Female	49,9%	499	507	8			499	0
Alter	18-29	18,9%	189	182	-7			189	0
	30-39	20,4%	204	207	3			204	0
	40-54	32,7%	327	331	4			327	0
	55-69	28,0%	280	280	0			280	0
Region	NORD-VEST/northwest	13,0%	131	131	0			131	0
	CENTRU/center	11,5%	114	114	0			114	0
	NORD-EST/north east	16,5%	167	167	0			167	0
	SUD-EST	12,7%	129	129	0			129	0
	SUD-MUNTENIA/south	15,6%	157	157	0			157	0
	BUCURESTII - ILFOV	11,3%	115	115	0			115	0
	SUD-VEST OLTENIA/south west	10,3%	94	94	0			94	0
VEST/west	9,1%	93	93	0			93	0	
Greece			target	completes	diff			weighted completes	diff
Target: 18-69	Census	1000	1000	1000	0			1000	0
Gender	Male	49,8%	498	498	0			498	0
	Female	50,2%	502	502	0			502	0
Age	18-29	21,6%	216	216	0			216	0
	30-39	22,3%	223	223	0			223	0
	40-54	31,6%	316	316	0			316	0
	55-69	24,5%	245	245	0			245	0
Region	North Aegen	1,8%	18	21	3			18	0
	Attica	36,8%	368	372	4			368	0
	Crete and South Aegean	8,6%	86	89	3			86	0
	Epirus and Western Macedonia	5,5%	55	55	0			55	0
	Eastern Macedonia and Thrace, Central Macedonia	22,6%	226	231	5			226	0
Peloponnese, West Greece and Ionian Island	13,2%	132	130	-2			132	0	
Thessaly and Central Greece	11,5%	115	102	-13			115	0	

Bulgaria			target	completes	diff		weighted completes	diff
Target: 18-69		Census	1000	1000	0		1000	0
Gender	Male	50,0%	500	501	1		500	0
	Female	50,0%	500	499	-1		500	0
Alter	18-29	17,3%	173	173	0		173	0
	30-39	20,3%	203	203	0		203	0
	40-54	32,5%	325	325	0		325	0
	55-69	29,9%	299	299	0		299	0
Region	North Central Region	11,7%	117	117	0		117	0
	North Eastern Region	13,1%	131	132	1		131	0
	North Western Region	11,0%	110	111	1		110	0
	South Central Region	20,0%	200	201	1		200	0
	South Eastern Region	14,4%	144	145	1		144	0
			298	294	-4		298	0
Czech Republic			target	completes	diff		weighted completes	diff
Target: 18-69		Census	1000	1000	0		1000	0
Gender	Male	50,6%	506	506	0		506	0
	Female	49,4%	494	494	0		494	0
Age	18-29	18,3%	183	183	0		183	0
	30-39	20,5%	205	205	0		205	0
	40-54	33,8%	338	338	0		338	0
	55-69	27,4%	274	274	0		274	0
Region	Praha	12,5%	125	125	0		125	0
	Středočeský	12,8%	128	128	0		128	0
	Jihočeský	6,0%	60	60	0		60	0
	Plzeňský	5,5%	55	55	0		55	0
	Karlovarský	2,8%	28	28	0		28	0
	Ústecký	7,7%	77	77	0		77	0
	Liberecký	4,1%	41	40	-1		41	0
	Královéhradecký	5,1%	51	52	1		51	0
	Pardubický	4,9%	49	49	0		49	0
	Vysočina	4,8%	48	48	0		48	0
	Jihomoravský	11,1%	111	111	0		111	0
Olomoucký	5,9%	59	59	0		59	0	
Zlínský	5,5%	55	55	0		55	0	
Moravskoslezský	11,3%	113	113	0		113	0	
Belarus			target	completes	diff		weighted completes	diff
Target: 18-69		Census	1000	1000	0		1000	0
Gender	Male	46,0%	460	457	-3		460	0
	Female	54,0%	540	543	3		540	0
Age	18-29	23,0%	230	238	8		230	0
	30-39	23,0%	230	235	5		230	0
	40-54	29,0%	290	297	7		290	0
	55-69	25,0%	250	230	-20		250	0
Region	Brest Region	15,0%	150	151	1		150	0
	Gomel Region	15,0%	150	151	1		150	0
	Grodno Region	11,0%	110	111	1		110	0
	Minsk City	19,0%	190	191	1		190	0
	Minsk Region	15,0%	150	144	-6		150	0
	Mogilev Region	12,0%	120	121	1		120	0
Vitebsk Region	13,0%	130	131	1		130	0	

CROATIA

Survey method: CAPI (face-to-face)

Total population

Number of inhabitants aged 16+: 3626496

Quotas used in the sampling frame: GENDER, AGE, REGION, SETTLEMENT

REACHED SAMPLE IN COMPARISON TO THE STATISTICS OF THE TOTAL POPULATION

	Number of respondents in the sample before weighting, %	Number of respondents in the sample after the weighting, %	Statistics, %
TOTAL	100	100	100,0
GENDER			
Male	47,0	47,8	47,7
Female	53,0	52,2	52,3
AGE			
16 - 24	13,1	12,3	13,9
25 - 34	16,0	15,7	16,1
35 - 44	14,7	14,4	15,8
45 - 54	14,4	14,5	17,9
55 - 64	19,7	20,3	16,1
65 +	22,1	22,8	20,8
REGION			
Zagreb region	27,2	27,2	25,9
Northern Croatia	17,1	16,9	17,2

Slavonia	15,5	15,5	16,6
Lika and Banovina	7,4	7,7	8,3
Hrvatsko Primorje and Istra	13,4	12,3	12,1
Dalmatia	19,4	20,4	19,8

SETTLEMENT

Urban	65,9	61,7	61,3
Rural	34,1	38,3	38,7

MONTENEGRO

Survey method: CAPI (face-to-face)

Total population

Number of inhabitants aged 18+: 474903

Quotas used in the sampling frame: GENDER, AGE, REGION, SETTLEMENT

REACHED SAMPLE IN COMPARISON TO THE STATISTICS OF THE TOTAL POPULATION –MONTENEGRO

	Number of respondents in the sample before weighting, %	Number of respondents in the sample after the weighting, %	Statistics, %
TOTAL			100.0

GENDER*

Male	49.3	48.6	48.6
Female	50.7	51.4	51.4

AGE*

18 - 29	18.3	22.3	22.4
30 - 44	27.4	26.1	26.7
45 - 59	27.4	27.1	26.9
60+	26.9	24.5	24.0

REGION/STRATUM3*

North	26.6	28.3	28.2
Central	48.8	47.5	47.3
South	24.6	24.2	24.5

SETTLEMENT*

Urban	64.1	63.7	64.4
Rural	35.9	36.3	35.6

Source: *MONSTAT, Statistical office of Montenegro,*
<https://www.monstat.org/eng/index.php>

NORTH MACEDONIA

Survey method: CAPI (face-to-face)

Total population

Number of inhabitants aged 18+: 1497013

Quotas used in the sampling frame: GENDER, AGE, NATIONALITY, REGION, SETTLEMENT

REACHED SAMPLE IN COMPARISON TO THE STATISTICS OF THE TOTAL POPULATION –MACEDONIA

	Number of respondents in the sample before weighting, %	Number of respondents in the sample after the weighting, %	Statistics, %
TOTAL	100	100	100.0
GENDER*			
Male	48.5	49.9	49.8
Female	51.5	50.1	50.2
AGE*			
18 – 29	26.3	25.5	25.5
30 – 49	39.7	39.3	39.3
50 – 64	22.6	20.9	20.9
65+	11.4	14.2	14.4
NATIONALITY*			
Macedonian	80.2	67.9	67.7
Albanian	14.7	22.2	22.2
Other nationality	5.1	9.9	10.1

REGION*

Skopje	33.0	28.8	29.0
Northwest + Kumanovo	22.5	24.5	24.4
Southwest	20.0	21.1	21.1
East + Central	24.5	25.6	25.5

SETTLEMENT*

Capital city	26.4	23.7	23.9
Other cities	42.6	39.3	39.3
Rural area	31.0	36.9	36.8

Source: State Statistical Office of Republic of Macedonia.

POLAND

Survey method: CAPI (face-to-face)

POLAND Omnibus 2020'07	Sample before weighting, %	Sample after the weighting, %	Statistics (CSO Poland), %	Population in Poland 15+ 32514 ths
TOTAL	100,0%	100,0%	100,0%	
GENDER				
male	47,9	47,8	47,8	
female	52,1	52,2	52,2	
AGE				
15 - 19	5,7	5,5	5,5	
20 - 24	7,3	6,4	6,4	
25 - 29	7,7	7,9	7,9	
30 - 39	20,3	21	21	
40 - 49	16,3	15,8	15,8	
50 - 59	15,1	12,7	12,7	
> 59	27,6	30,7	30,7	
EDUCATION				
primary	11,4	17,5	17,5	
vocational	31,6	24,2	24,2	
secondary	42,7	33,8	33,8	
university	14,3	24,5	24,5	
SETTLEMENT				
village	39,2	39,4	39,4	
town (< 20,000)	13,2	13,1	13,1	
town (20,000- 50,000)	12,8	11,2	11,2	
city (50,000-100,000)	6,4	8,2	8,2	
city (100,000-200,000)	8,4	8	8	
city (200,000-500,000)	8,5	8,5	8,5	
city (> 500,000)	11,5	11,6	11,6	
REGION /PROVINCE				
dolnoslaskie	7,8	7,6	7,6	
kujawsko-pomorskie	5,4	5,4	5,4	
lubelskie	5,5	5,5	5,5	
lubuskie	2,5	2,6	2,6	
lodzkie	6,5	6,4	6,4	
małopolskie	8,8	8,9	8,9	
mazowieckie	13,7	14,1	14,1	
opolskie	2,5	2,6	2,6	
podkarpackie	5,5	5,5	5,5	
podlaskie	3	3,1	3,1	
pomorskie	6	6,1	6,1	
slaskie	12,4	11,8	11,8	
swietokrzyskie	3,4	3,2	3,2	
warminsko-mazurskie	3,9	3,7	3,7	
wielkopolskie	9	9,1	9,1	
zachodniopomorskie	4,4	4,4	4,4	

BOSNIA-HERZEGOVINA

Survey method: CAPI (face-to-face)

Total population

Number of inhabitants aged 18+: 2.838.458

Quotas used in the sampling frame: GENDER, AGE, REGION, SETTLEMENT TYPE

REACHED SAMPLE IN COMPARISON TO THE STATISTICS OF THE TOTAL POPULATION –BOSNIA AND HERZEGOVINA

	Number of respondents in the sample before weighting, %	Number of respondents in the sample after the weighting, %	Statistics, %
TOTAL			100.0
GENDER*			
Male	47.7	48.4	48.5
Female	52.3	51.6	51.5
AGE*			
18 - 24	10.6	11.4	11.3
25 - 34	19.4	17.8	17.8
35 - 44	15.8	17.3	17.3
45 - 54	18.4	18.9	18.9
55 - 64	21.4	17.0	16.9
65 +	14.4	17.6	17.8
NATIONALITY*			
Bosniacs	53.3	50.1	50.1
Croats	10.6	15.4	15.4
Serbs	30.9	30.8	30.7
Other nationality	5.2	3.7	3.6

REGION*

Federation B&H	64.3	62.1	62.2
Republic Srpska	33.4	35.5	35.5
District Brcko	2.3	2.4	2.4

SETTLEMENT*

Rural area	43.6	43.8	43.7
Urban area	56.4	56.2	56.3

Source: Census of Bosnia and Herzegovina (2013.)

SERBIA

Survey method: CAPI (face-to-face)

Total population

Number of inhabitants aged 18+: 5,801,993

Quotas used in the sampling frame: GENDER, AGE, REGION, SETTLEMENT

REACHED SAMPLE IN COMPARISON TO THE STATISTICS OF THE TOTAL POPULATION –SERBIA

	Number of respondents in the sample before weighting, %	Number of respondents in the sample after the weighting, %	Statistics, %
TOTAL			100.0

GENDER*

Male	46.22	48.14	48.1
Female	53.78	51.86	51.9

AGE*

18 - 29	16.43	16.85	16.8
30 - 44	27.09	25.23	25.3
45 - 59	23.71	24.64	24.7
60+	32.77	33.27	33.2

REGION/STRATUM4*

Beograd	23.31	23.99	24.0
Vojvodina	28.19	26.61	26.6
Ssumadija / Zapadna	27.19	27.61	27.6
Juzna / Istocna	21.31	21.80	21.8

SETTLEMENT*

Urban	59.06	59.94	60.1
Rural	40.94	40.06	39.9

Source: RZS Republički zavod za statistiku,
/Statistical office of Republic of Serbia, <http://www.stat.gov.rs/en-US/>

ALBANIA

Survey method: CAPI (face-to-face)

Number of inhabitants aged 18+: 2060324

Quotas used in the sampling frame: GENDER, AGE, REGION, SETTLEMENT

REACHED SAMPLE IN COMPARISON TO THE STATISTICS OF THE TOTAL POPULATION –Albania

	Number of respondents in the sample before weighting, %	Number of respondents in the sample after the weighting, %	Statistics, %
TOTAL			100.0
GENDER*			
Male	61.2	50.8	49.5
Female	38.8	49.2	50.5
AGE*			
18 - 29	18.6	24.1	26.36
30 - 44	25.7	25.6	25.14
45 - 59	26.4	26.7	26.75
60+	29.3	23.6	21.75
REGION*			
North	22.9	19.1	19.71
Center	41.7	48.2	46.76
South	35.4	32.7	33.53

SETTLEMENT*

Urban area	50.0	54.1	54.36
Rural area	50.0	45.9	45.64

Source: INSTAT



The China-CEE Institute Nonprofit Ltd. is a legal entity registered in Hungary in April in 2017, fund by the Institute of European Studies, Chinese Academy of Social Sciences. The China-CEE Institute is a Think Tank based in Budapest, promoting the better understanding between Central and Eastern European countries and China.

The China-CEE Institute produces weekly briefings, working papers, surveys, and organizes workshops, conferences, as well as publishes books and reports.



GKI Economic Research Co. is a private company, the market leader in the market of independent Hungarian economic analyses and forecasts, by far the most-cited Hungarian think tank. The company has an extensive set of services on offer for its customers, which include: analysis and forecast supporting economic policy; impact analysis on the economic policy of the EU and on draft proposals of EU legal rules; industrial, sectoral and regional reports, analysis of competitors; market research and financial and market analyses and forecasts for strategic decisions of financial institutions and companies. The Report is based on an extensive survey with 1,8000 questionnaires in 18 Central and Eastern European countries, commissioned by the China-CEE Institute in cooperation with the GKI Economic Research Co.