



CHINA-CEE INSTITUTE  
**HOW THE CEE CITIZENS  
VIEW CHINA'S  
DEVELOPMENT**

- based on household survey -  
**2019**

**Editor in Chief: Dr. Chen Xin**

**Prepared by:** GKI Economic Research Co.  
**Telephone:** +36-1-318-1868  
**Fax:** +36-1-318-4023  
**E-mail:** gki@gki.hu  
**Webpage:** www.gki.hu  
**PO box:** 1461, Budapest, Pf. 232.

**Prepared by:**  
**Dr. László Molnár**  
**Attila Udvardi**

**Edited by:**  
**Dr. András Vértes**

**Published by:**  
**China-CEE Institute Nonprofit Ltd.**  
**Telephone:** +36-1-5858-690  
**E-mail:** office@china-cee.eu  
**Webpage :** www.china-cee.eu  
**Address :** 1052, Budapest, Petőfi Sándor utca 11.

**Editor in Chief:**  
Dr. Chen Xin

**ISSN: 978-615-6124-11-1**

**Cover design:**  
PONT co.lab

**Copyright: China-CEE Institute Nonprofit Ltd.**  
**The reproduction of the study or parts of the study are prohibited. The findings of the study may only be cited if the source is acknowledged.**



# HOW THE CEE CITIZENS VIEW CHINA'S DEVELOPMENT IN 2019

- BASED ON A HOUSEHOLD SURVEY -

**Editor in Chief: Dr. Chen Xin**

**China-CEE Institute**  
Budapest, October 2020



## Contents

Preface	3
1. Background and key findings	5
2. Survey method	13
3. Evaluating China's economic development in the last 2 years	16
4. Changes in China's importance in the world over the last 5 years	21
5. The awareness of cooperation between China and the CEE countries	26
6. The strength of relationship between China and the CEE countries	28
7. The evaluation of the possible impact of the New Silk Road (Belt and Road) Initiative	33
8. Country profiles	38
Albania	38
Bosnia-Herzegovina	43
Bulgaria	48
Croatia	53
Czechia	58
Estonia	63
Greece	68
Hungary	73
Latvia	78
Lithuania	83
North Macedonia	88
Montenegro	93
Poland	98
Romania	103
Serbia	108
Slovakia	113
Slovenia	118
Belorussia	123
Appendix – Technical reports	128

## Preface

The China-CEE Institute launched its first polling project in the fall of 2017, which conducted an extensive survey on how the citizens of 16 countries in Central and Eastern Europe viewed China's development. The survey was conducted in cooperation with professional polling agencies through tendering, with 1000 questionnaires per country and a total of 16,000 questionnaires. The relevant result as a book in English, entitled *How the CEE Citizens View China's Development: based on household survey (2017)*, was published by the China-Central and Eastern European (China-CEE) Institute in Hungary. The Chinese version was published in China by the Chinese Social Science Press in 2018.

In the fall of 2018, the China-CEE Institute launched its second polling project, expanding the coverage of the survey from 16 countries to 18 countries, not only in the 16 countries of Central and Eastern Europe, but also in Greece and Belarus. Similarly, through the bidding method, in cooperation with professional polling agencies, the same sampling method is used, with 1000 questionnaires in each country, and a total of 18,000 questionnaires.

In the fall of 2019, the China-CEE Institute launched its third polling project within the same survey scope and with the same sampling method. This report is the result of the 2019 poll. In addition to analysing the views of the public in 2019, it also has a comparison with the results of the 2017 and 2018 polls. The China-CEE Institute plans to gradually accumulate a database through the annual polling project and observe changes in citizens' perceptions on China's development in Central and Eastern European countries.

The China-CEE Institute, registered as a non-profit limited company in Budapest, Hungary, was established by the Chinese Academy of Social Sciences (CASS) in April 2017. The China-CEE Institute builds ties and strengthens partnerships with academic institutions and think tanks in Hungary, Central and Eastern European countries, as well as other parts of Europe. The China-CEE Institute aims to encourage scholars and researchers to carry out joint research and field studies, to organize seminars and lecture series, to hold some training programs for young researchers, and make publications, etc.

Prof. Dr. CHEN Xin

Executive President and Managing Director, China-CEE Institute

Deputy Director General, Institute of European Studies, CASS

## 1. Background and key findings

China's trade relations play an increasing role in the Central and Eastern European countries. Citizens of the region's countries are also aware of this fact, but until 2017 there were no available research that reflects the public's views on economic and trade development of the Central and Eastern European countries in connection with China. To bridge over this gap, we and China-CEE Institute Nonprofit Ltd. prepared a study based on household surveys, conducted in 16 countries in the CEE region. After 2017 and 2018, this is the third time we survey the 16 countries. In April 2019 Greece also joined this cooperation, with increasing the number of countries to 17. Besides that, we also survey Belorussia, which – as an observer country – is also interesting in connection with China's trade relations.

Sixty percent of adult people in the CEE 16 countries (also sixty percent in the CEE 16 + EL) evaluate China's economic development in the last 2 years fast (thirty-two percent very fast in the CEE 16 and also in the CEE 16 + EL), which is unchanged compared to 2018. On the other hand, in the CEE 16 countries only six percent, while in the CEE 16 + EL countries only five percent considers it is to be slow (2 percent very slow in both averages). The remaining is neutral in this question. Following the EU conjuncture research method, the 1 to 5 scale was transferred to a -100 to +100 scale to eliminate neutral answers and to better show the smaller differences between countries. Following this method, similarly to 2017 and 2018, the inhabitants of Bulgaria, Slovenia, Serbia and Romania (between +55 and +66 points) consider China's economic development outstanding the fastest, while inhabitants of North Macedonia and Albania (+25 and +19 point) consider it the lowest (the other countries are between +31 and +51 point). The CEE 16 average value is +42 (one-point decrease over 2018), the CEE 16 + EL average is +43 (no change compared to 2018), which still indicates a very fast development for the whole surveyed region. Together with Belorussia, the average is +44, no change compared to 2018.

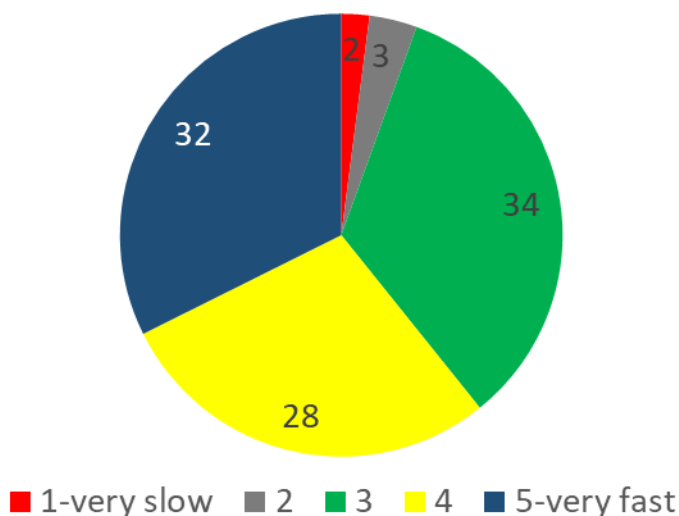


Compared to 2018, countries with the greatest improvement are Estonia, Croatia and Hungary, while the country with significant deterioration is Albania.

### How do you evaluate China's economic development in the last 2 years?

(CEE 16 + EL)

1-very slow; 5-very fast (distribution of answers %)



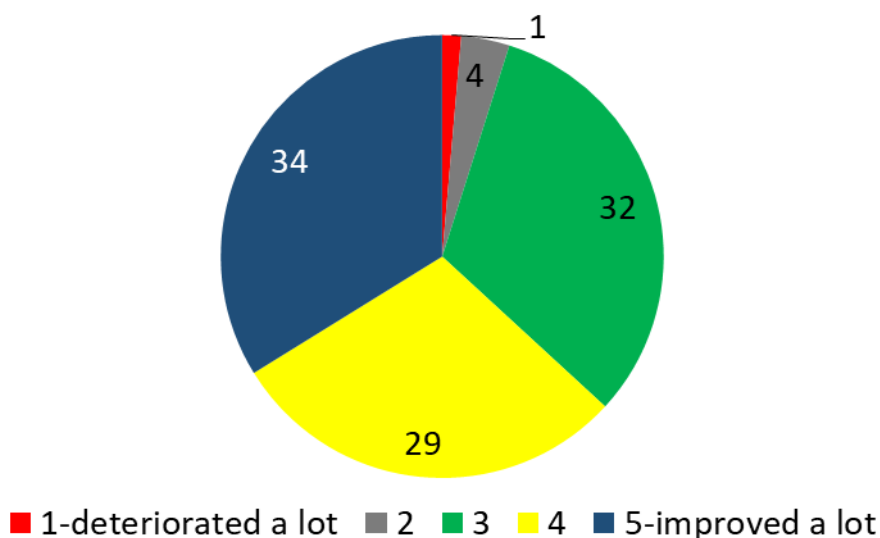
Source: GKI - China-CEE Institute Nonprofit Ltd. survey

Similar to the previous question, a substantial proportion (sixty-three percent) of people in the CEE 16 countries (and also in the CEE 16 + EL) thinks that China's importance in the world in the last 5 years improved (according to thirty-four percent in case of both averages, it improved a lot), which indicates in both cases a two percentage-point increase over 2018 (sixty-one percent). Only five percent considers that it has been deteriorating (1 percent thinks that it deteriorated a lot). The remaining is neutral in this question. If the results are transferred to the -100 to +100 scale, the inhabitants of Bulgaria consider China's importance the most improving (+67), while inhabitants of Albania and Bosnia-Herzegovina the less, but still not deteriorating (+19 and +26). The other countries are

between +32 and +59. Both the CEE 16 and the CEE 16 + EL average values are +45, which shows unchanged (both) compared to 2018, nevertheless it indicates a very significant improvement in China's importance in the world. With Belorussia included in the survey, the average is +47 (no change compared to last year). Compared to 2018, the country with the greatest improvement is Estonia, while with significant deterioration is Albania.

**How has China's importance in the world changed over the last 5 years?**  
(CEE 16 + EL)

1-deteriorated a lot; 5-improved a lot (distribution of answers %)

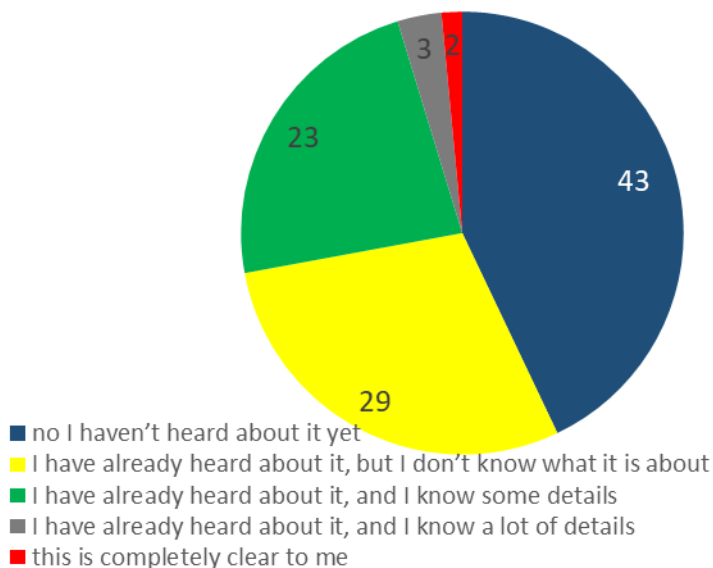


Source: GKI - China-CEE Institute Nonprofit Ltd. survey

Fifty-six percent of the CEE 16 people (fifty-seven percent of the CEE 16 + EL) has already heard about the cooperation between China and the Central and Eastern European countries (this is 1 percentage point decrease over 2018), while forty-four percent hasn't (forty-three in case of CEE 16 + EL). Fifty-one percent of those who has already heard about the cooperation, doesn't know what it is about, forty-one percent knows some details, and only six percent knows a lot of details, while three percent

indicated that this is completely clear. The share of those who has a lot of details increased by one percentage point over 2018. The countries with a lot of detailed information about the cooperation in which the country participates are Hungary, Romania, Greece and Poland (Belorussian people are also very informed despite they are not involved in this cross-country cooperation). At the other end of the list are the less informed countries such as Estonia, Lithuania and Latvia. Compared to 2018, the countries with the largest improvement are Hungary and Bosnia.

**Have you ever heard about the cooperation between China and the Central and Eastern European countries (16+1), in which your country participates<sup>1</sup>? (CEE 16 + EL)**  
 (distribution of answers %)



Source: GKI - China-CEE Institute Nonprofit Ltd. survey

People in the CEE 16 countries believe that **the relationship between China and the region is rather close** (twenty-eight percent of total

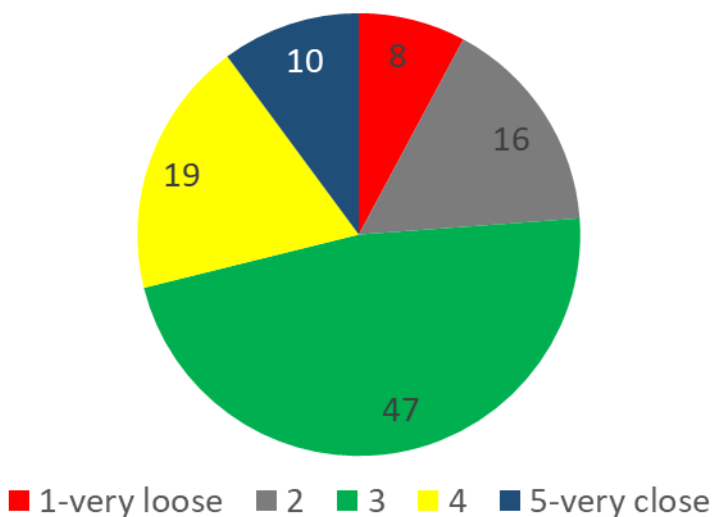
<sup>1</sup> Greece and Belorussia do not participate in this cooperation, thus the question in these two countries was the following: "Have you ever heard about the cooperation between China and the Central and Eastern European countries (16+1)?"

indicated) **than loose** (twenty-four percent of total indicated), while forty-eight percent of the respondents is neutral in this question (in the CEE 16 + EL countries twenty-nine percent of total indicated rather close, while twenty-four percent rather loose connection). If the average is considered, there has been a slight decrease compared to 2018. **Serbia remains to be the country with far the strongest (just like in 2017 and 2018)**. Forty-one percent indicated very close, while further twenty-seven percent indicated close connection in Serbia.

**How strong do you think the relationship between China and your country?**

(CEE 16 + EL)

1-very loose; 5-very close (distribution of answers %)



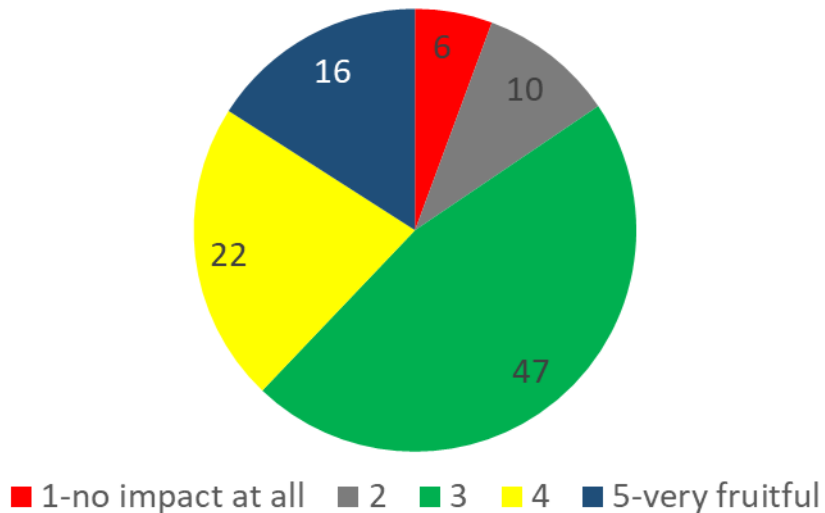
Source: GKI - China-CEE Institute Nonprofit Ltd. survey

According to the opinion of the inhabitants, the relationship between China and Montenegro is the second, Hungary is the third closest, while the Baltic states indicated the loosest connection (similarly to the last two years). Compared to 2018, the countries with the largest improvement are Poland and Croatia, while the country with the largest deterioration is Greece.

Thirty-seven percent of people (no change over 2018) in the CEE 16 countries (thirty-eight in the CEE 16 + EL) considers the possible impact of the new Silk Road Initiative (which aims to strengthen trade and economic relations between China and CEE countries) in the next 5 years fruitful (sixteen percent considers it very fruitful both in CEE 16 and CEE 16 + EL, just like in 2018). On the other hand, ten percent calculates with moderate impact (no change over last year), while only six percent thinks that this Initiative will have no impact at all (no change over last year). The remaining is neutral in this question. On the -100-+100 scale – just like in 2017 and 2018 – the inhabitants of Serbia consider the possible impact of the New Silk Road Initiative in the next 5 years the most fruitful (+41 vs. +42 in 2018), followed by Greece (+39 vs. +41 in 2018), Bulgaria (+34 vs. +37 in 2018) and Romania (+33 vs. +29 in 2018), while inhabitants of Bosnia-Herzegovina, Albania and Croatia are the most pessimistic in this question. The average value is +16 in the CEE 16, while +17 in CEE 16 + EL (no change over 2018), which means a little positive than average and improving consideration for the whole surveyed region. Together with Belorussia the average is +17 (one-point improvement compared to 2018). Compared to 2018, country with the greatest improvement is Estonia, while the countries with the greatest deterioration are Lithuania and Albania.

**How do you consider the possible impact of the New Silk Road Initiative in the next 5 years, which aims to strengthen trade and economic relations between China and your country?**

(CEE 16 + EL) 1-no impact at all; 5-very fruitful (distribution of answers %)

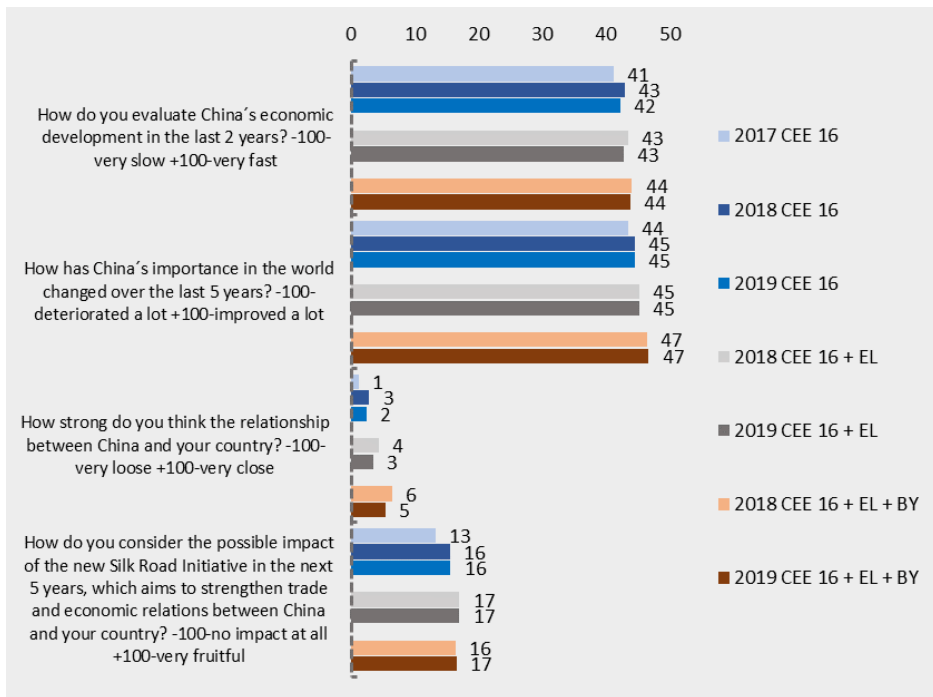


Source: GKI - China-CEE Institute Nonprofit Ltd. survey

The diagram below shows the CEE averages of the four questions Q1, Q2, Q3 and Q5 in one graph, which are to be measured on a scale between -100 and +100. Two of the four CEE 16 averages decreased by 1 point, while two stagnated compared to 2018. On the other hand, three of the four CEE 16 + EL averages stagnated, while one decreased by 1 point.

## Evaluating the scale questions (Q1, Q2, Q3, Q5)

scale -100 - +100 (average value)



Source: GKI - China-CEE Institute Nonprofit Ltd. survey

## 2. Survey method

We have conducted primary research, a large-scale survey in the following countries:

- Poland
- Hungary
- Bulgaria
- Croatia
- Serbia
- Albania
- North Macedonia
- Montenegro
- Bosnia-Herzegovina
- Slovakia
- Romania
- Czechia
- Slovenia
- Latvia
- Estonia
- Lithuania
- Greece (participates in the cooperation since April 2019)
- Belorussia (observer country, not involved in the cooperation)

We have created three country groups to calculate averages:

- CEE 16 includes the countries which are involved in the classic 16+1 cooperation;
- CEE 16 + EL includes all the CEE 16 countries and the new member Greece;
- CEE 16 + EL + BY includes all the countries in the survey.



Due to economic considerations, we have made the survey with three different partners: Ipsos, GFK and TNS Kantor. The sample size (1000) was the same in every country, it totalled to 18,000 for the whole region. The survey sample was representative by age, sex and education. The characteristic of the population in the different countries and the survey possibilities of the partner companies we used 3 different survey methods: CAPI (face-to-face interview), CAWI (on-line) and CATI (by telephone). The technical reports we received from our survey partners are to be found in the Appendix of this study.

We asked the households 5 closed question, most measured on Likert-scale (1-5). These were the followings:

- Q1. How do you evaluate China's economic development in the last 2 years?  
1-very slow; 5-very fast
- Q2. How has China's importance in the world changed over the last 5 years?  
1-deteriorated a lot; 5-improved a lot
- Q3. How strong do you think the relationship between China and your country?  
1-very loose; 5-very close
- Q4. How do you consider the possible impact of the new Silk Road Initiative (Belt & Road Initiative) in the next 5 years, which aims to strengthen trade and economic relations between China and your country?  
1-no impact at all; 5-very fruitful

- Q5. Have you ever heard about the cooperation between China and the Central and Eastern European countries, in which your country participates?<sup>2</sup>

1-no I haven't heard about it yet

2-I have already heard about it, but I don't know what it is about

3-I have already heard about it, and I know some details

4-I have already heard about it, and I know a lot of details

5-this is completely clear to me

---

<sup>2</sup> Belorussia do not participate in this cooperation, thus the question in this country was the following: "Have you ever heard about the cooperation between China and the Central and Eastern European countries?"

### 3. Evaluating China's economic development in the last 2 years

**60% percent of adult people in the CEE 16 countries (also 60% in the CEE 16 + EL) evaluate China's economic development in the last 2 years fast** (32% very fast in the CEE 16 and also in the CEE 16 + EL), which means unchanged over 2018. On the other hand, in the CEE 16 countries only 6%, in the CEE 16 + EL countries only 5% percent considers it is to be slow (2% very slow in both averages). The remaining is neutral in this question.

The proportion of the very fast opinion is the highest in the countries:

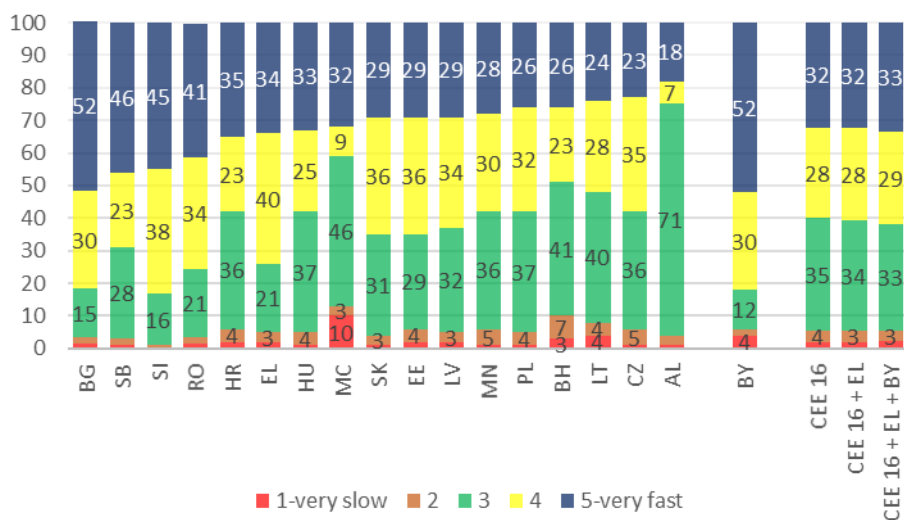
- Bulgaria – 52%,
- Serbia – 46%,
- Slovenia – 45%,
- and Romania – 41%,
- (calculating with 18 countries, Belorussia is also very significant with 52%),

while the lowest in:

- Albania – 18%,
- Czechia – 23%,
- and Lithuania – 24%.

## How do you evaluate China's economic development in the last 2 years?

1-very slow; 5-very fast (distribution of answers %)

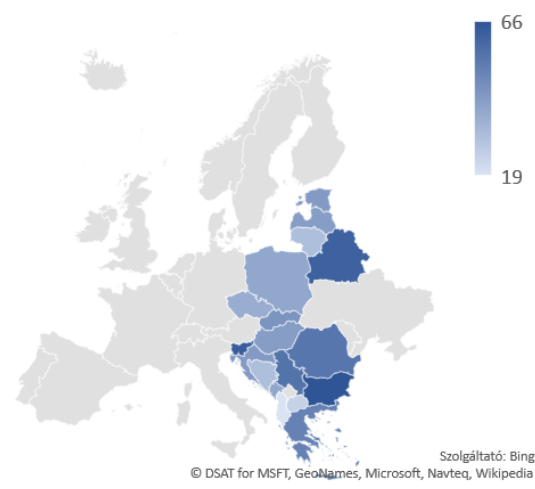
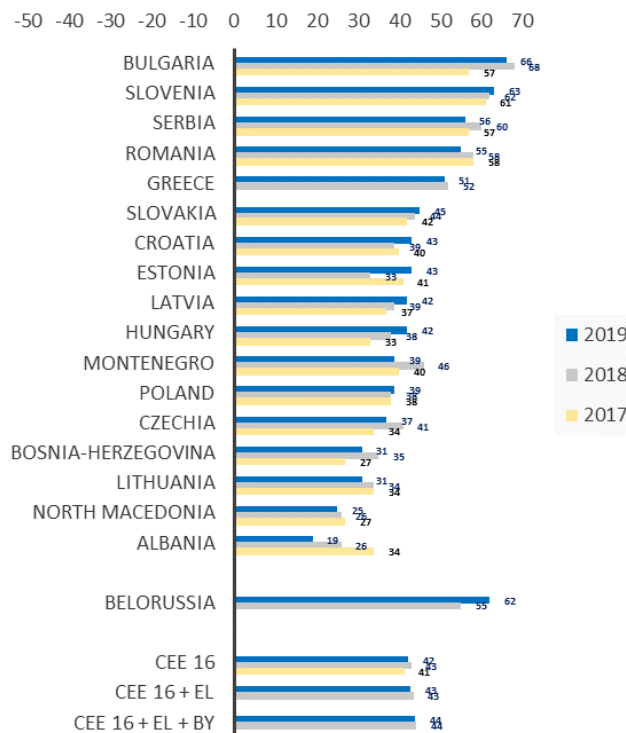


Source: GKI - China-CEE Institute Nonprofit Ltd. survey

Following this method, similarly to 2017 and 2018, the inhabitants of Bulgaria, Slovenia, Serbia and Romania (between +55 and +66 points) consider China's economic development outstanding the fastest, while inhabitants of North Macedonia and Albania (+25 and +19 point) consider it the lowest (the other countries are between +31 and +51 point). The CEE 16 average value is +42 (one-point decrease over 2018), the CEE 16 + EL average is +43 (no change) which still indicates a very fast development for the whole surveyed region. With Belorussia, the average is +44, no change compared to 2018. Compared to 2018, countries with the greatest improvement are Estonia, Croatia and Hungary, while the country with significant deterioration is Albania.

## How do you evaluate China's economic development in the last 2 years?

Average value: -100-very slow; +100-very fast

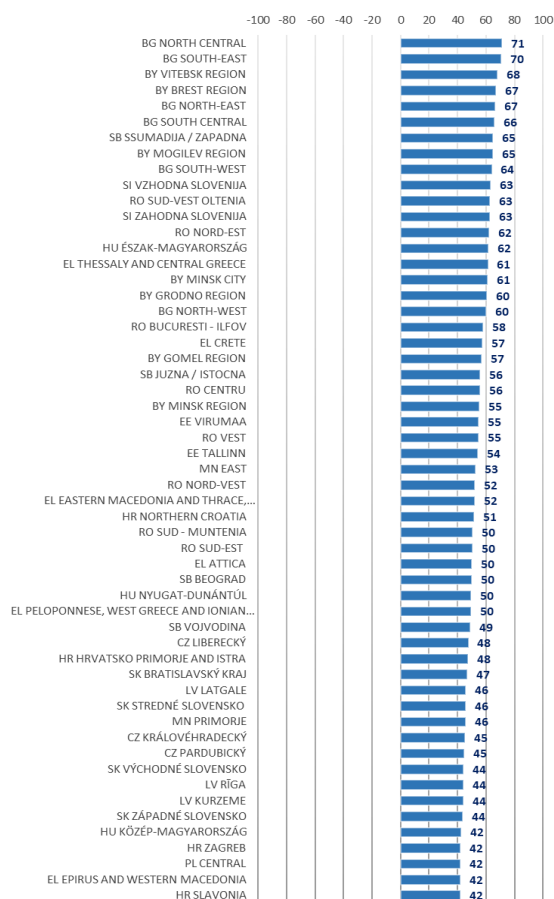


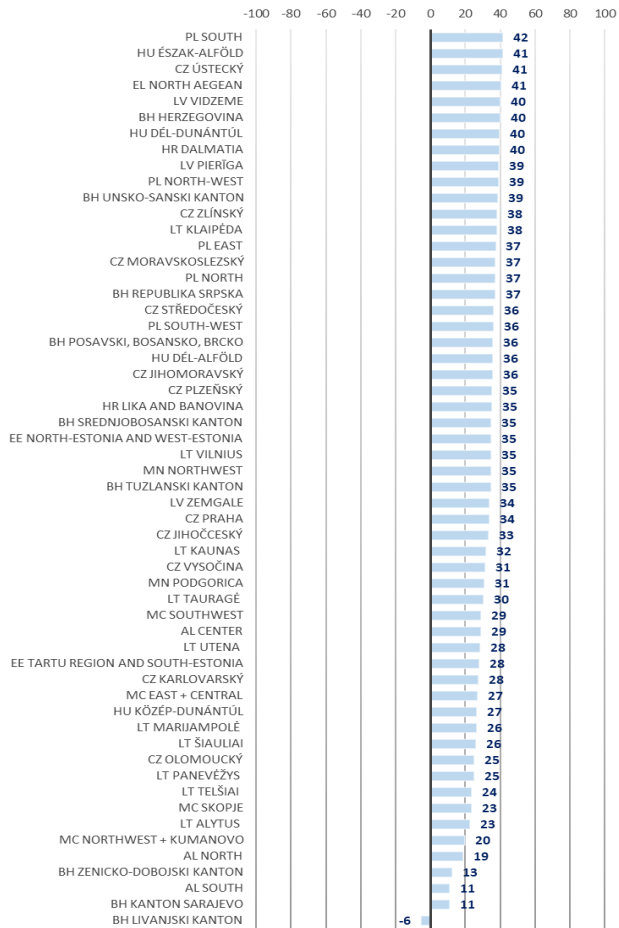
Source: GKI - China-CEE Institute Nonprofit Ltd. survey

By NUTS2 regions, inhabitants of the TOP3 region of the CEE 16 countries, which consider China's economic development the fastest, are all from Bulgaria: North-Central, South-East and North-East (if we calculate with 18 countries, Vitebsk Region from Belorussia is the third), while the lowest three are Kanton Sarajevo and Livanjski kanton from Bosnia and South from Albania.

### How do you evaluate China's economic development in the last 2 years? (by region)

Average value: -100-very slow; +100-very fast





Source: GKI - China-CEE Institute Nonprofit Ltd. survey

#### 4. Changes in China's importance in the world over the last 5 years

Similar to the previous question, a **substantial proportion** (63% percent) of people in the CEE 16 (and also in the CEE 16 + EL) countries **thinks that China's importance in the world in the last 5 years improved** (according to 34% in case of both averages, it improved a lot), which indicates in both cases a two percentage-point increase over 2018 (61%). Only 5% percent considers that it has been deteriorating (1% thinks that it deteriorated a lot). The remaining is neutral in this question.

The share of "improved a lot" is the highest in the following countries:

- Bulgaria – 50%,
- Serbia – 49%,
- and Romania – 44%,
- (calculating with 18 countries Belorussia is very significant with 62%),

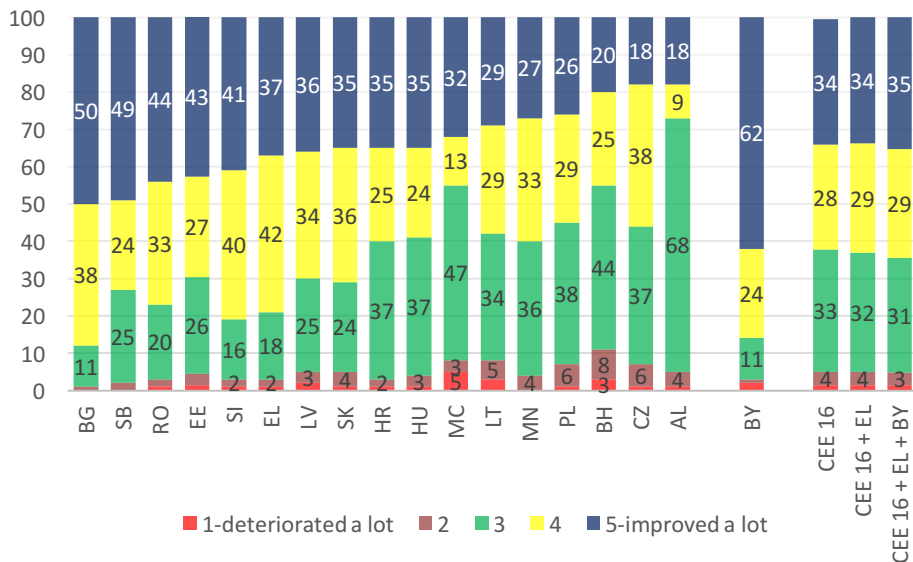
while the lowest in:

- Albania – 18%,
- Czechia – 18%,
- and Bosnia-Herzegovina – 20%.



## How has China's importance in the world changed over the last 5 years?

1-deteriorated a lot; 5-improved a lot (distribution of answers %)

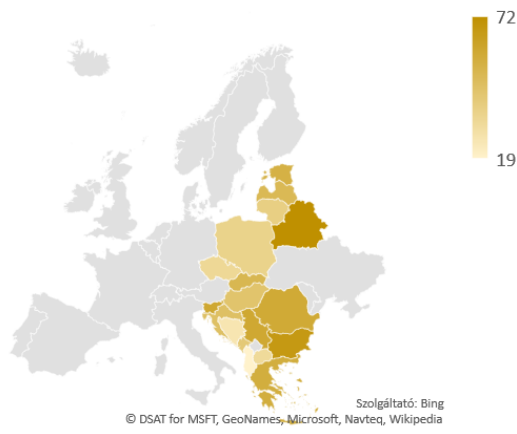
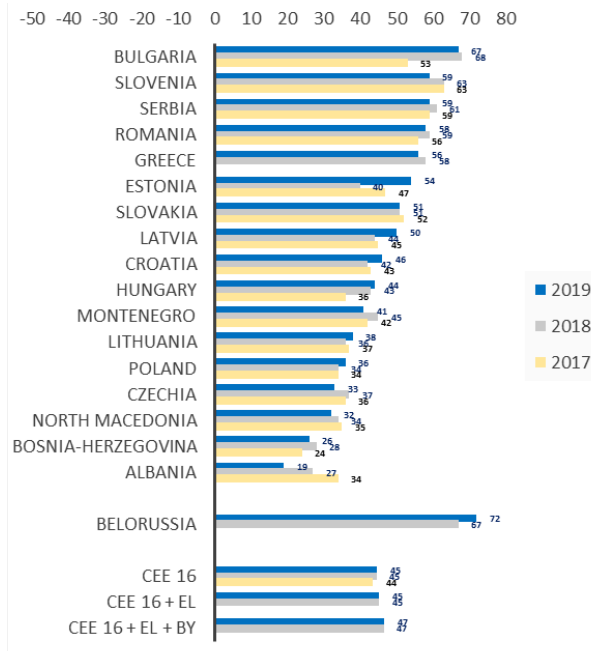


Source: GKI - China-CEE Institute Nonprofit Ltd. survey

If the results are transferred to the -100 to +100 scale, **the inhabitants of Bulgaria consider China's importance the most improving (+67)**, while **inhabitants of Albania and Bosnia-Herzegovina the less**, but still not deteriorating (+19 and +26). The other countries are between +32 and +59. Both **the CEE 16 and the CEE 16 + EL average values are +45, which shows unchanged (both) compared to 2018, nevertheless it indicates a very significant improvement in China's importance in the world.** With Belorussia included in the survey, the average is +47 (no change compared to last year). Compared to 2018, country with the greatest improvement is Estonia, while the country with significant deterioration is Albania.

## How has China's importance in the world changed over the last 5 years?

-100-deteriorated a lot; +100-improved a lot (average value)



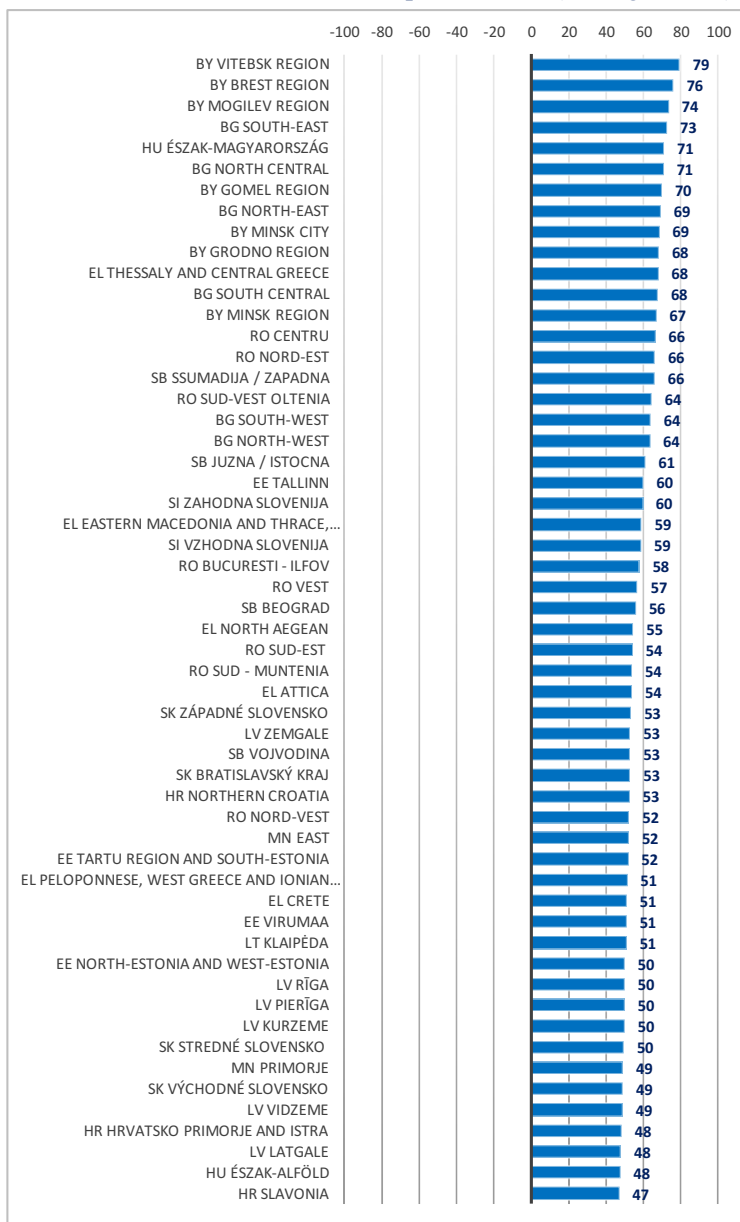
Source: GKI - China-CEE Institute Nonprofit Ltd. survey

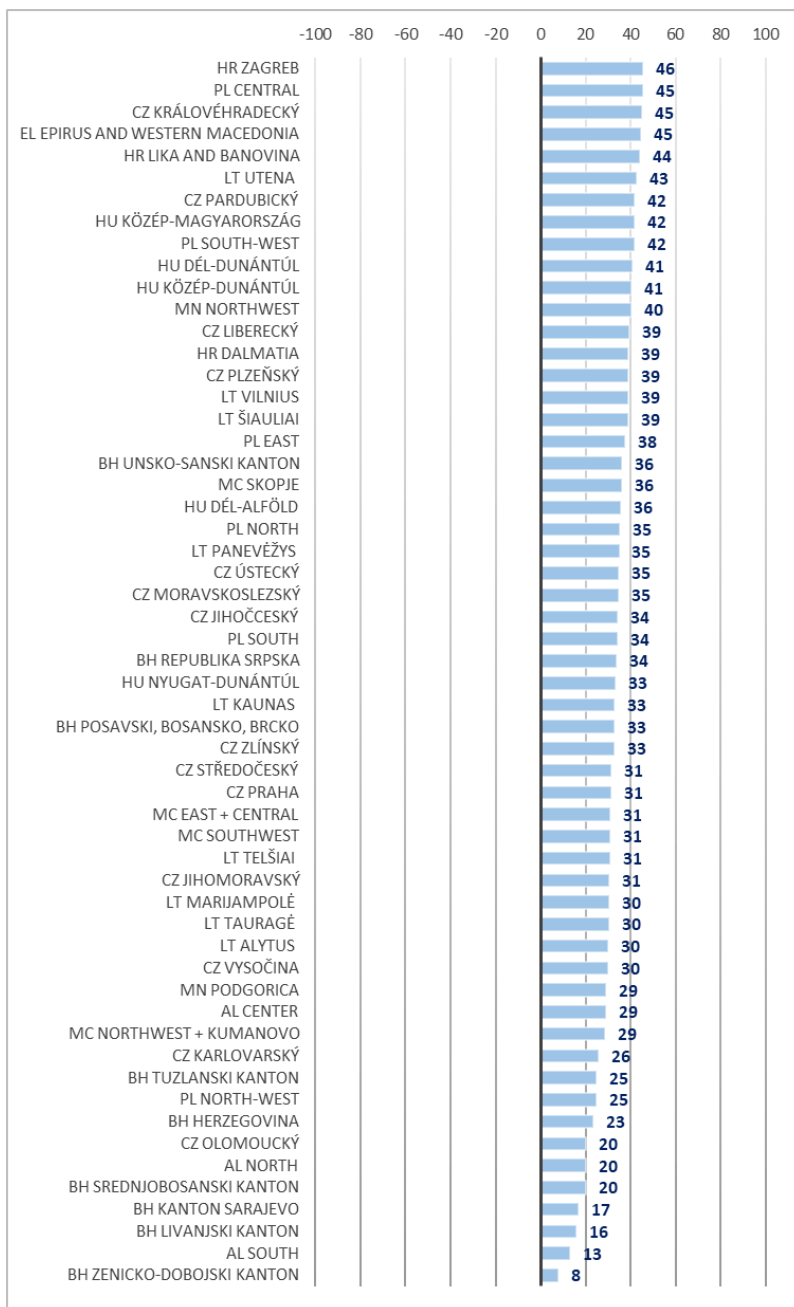
By NUTS2 regions, inhabitants of the TOP regions, which consider China's importance in the world the most improving the Bulgarian region South-East and the Hungarian Észak-Magyarország (if we calculate with

18 countries, Vitebsk Region from Belorussia is the first), while the lowest regions are the Bosnian Zenicko-Dobojski kanton and the Albanian region South, which still consider China's importance improving, than decreasing.

### How has China's importance in the world changed over the last 5 years?

-100-deteriorated a lot; +100-improved a lot (average value)





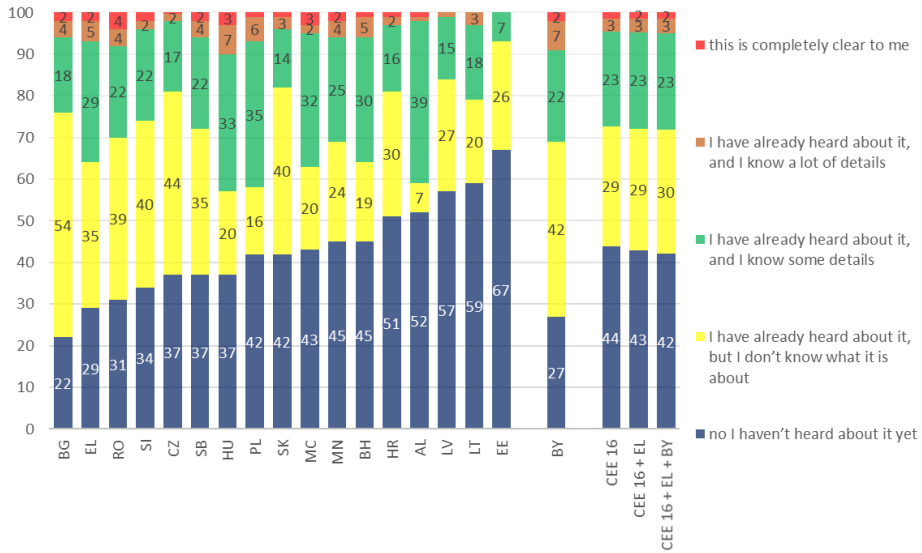
Source: GKI - China-CEE Institute Nonprofit Ltd. survey

## **5. The awareness of cooperation between China and the CEE countries**

56% of the CEE 16 people (57% of the CEE 16 + EL) has already heard about the cooperation between China and the Central and Eastern European countries (this is 1 percentage point decrease over 2018), while 44% hasn't. 51% of those who has already heard about the cooperation, doesn't know what it is about, 41% percent knows some details, and only 6% knows a lot of details, while the remaining part indicated that this is completely clear. The share of those who has a lot of details increased by 1 percentage point over 2018.

The **countries with at least a lot of detailed information** about the cooperation in which the country participates are **Hungary, Romania, Greece and Poland** (Belorussian people are also informed despite they are not involved in this cross-country cooperation). At the other end of the list are the less informed countries such as Estonia, Lithuania and Latvia. Compared to 2018, the countries with the largest improvement are Hungary and Bosnia.

**Have you ever heard about the cooperation between China and the Central and Eastern European countries (16+1), in which your country participates?<sup>3</sup>**  
(distribution of answers %)



Source: GKI - China-CEE Institute Nonprofit Ltd. survey

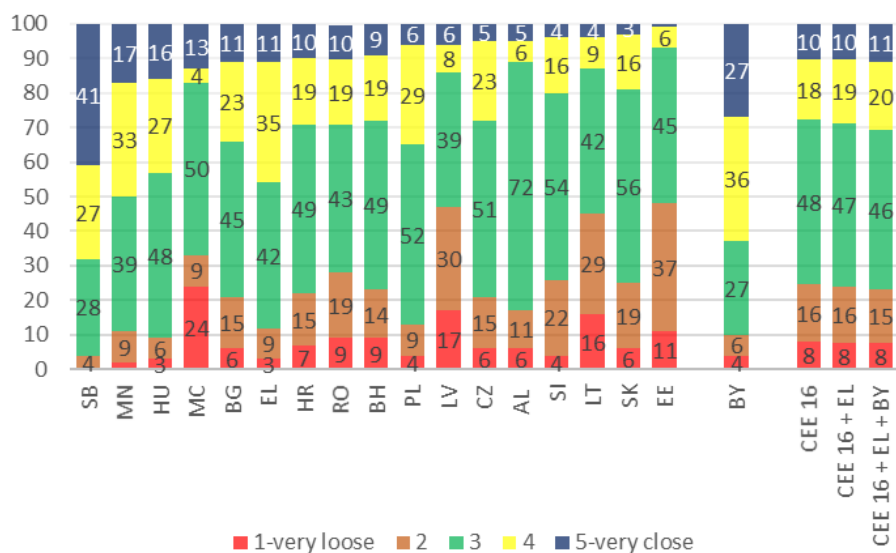
<sup>3</sup> Belorussia do not participate in this cooperation, thus the question in this country was the following: "Have you ever heard about the cooperation between China and the Central and Eastern European countries (16+1)?"

## 6. The strength of relationship between China and the CEE countries

People in the CEE 16 countries believe that **the relationship between China and the region is rather close** (28% of total indicated) **than loose** (24% of total indicated), while 48% of the respondents is neutral in this question (in the CEE 16 + EL countries 29% of total indicated rather close, while 24% rather loose connection). If the average is considered there has been a slight decrease compared to 2018. **Serbia remains to be the country with far the strongest (just like in 2017 and 2018)**. 41% indicated very close, while further 27% indicated close connection in Serbia.

### How strong do you think the relationship between China and your country?

1-very loose; 5-very close (distribution of answers %)



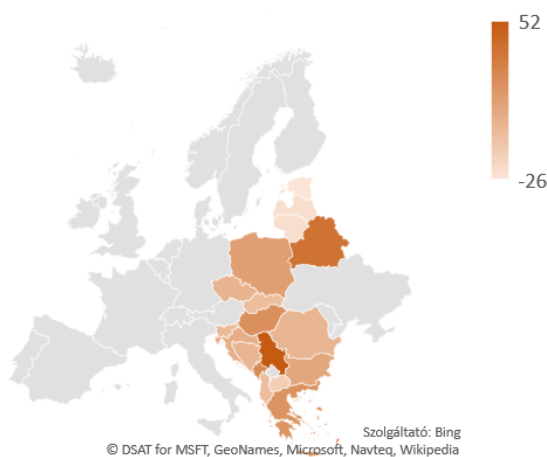
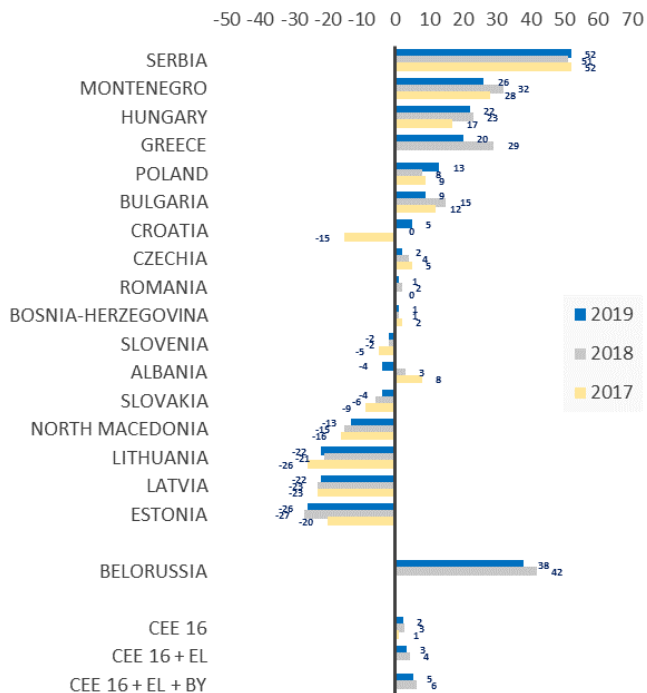
Source: GKI - China-CEE Institute Nonprofit Ltd. survey

According to the opinion of the inhabitants, in addition to Serbia, the relationship between China and **Montenegro is the second, Hungary is the third closest**, while **the Baltic states indicated the loosest connection** (similarly to the last two years). Compared to 2018, the countries with the

largest improvement are Poland and Croatia, while the country with the largest deterioration is Greece.

### How strong do you think the relationship between China and your country?

-100-very loose; +100-very close (average value)

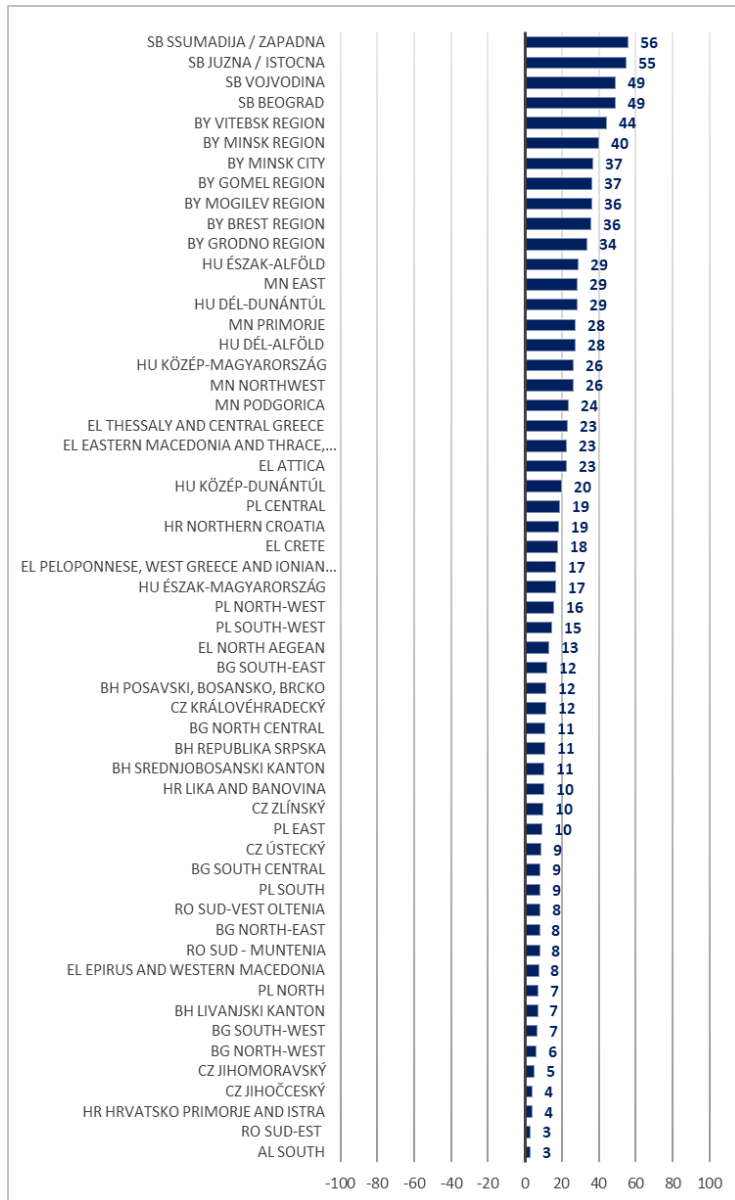


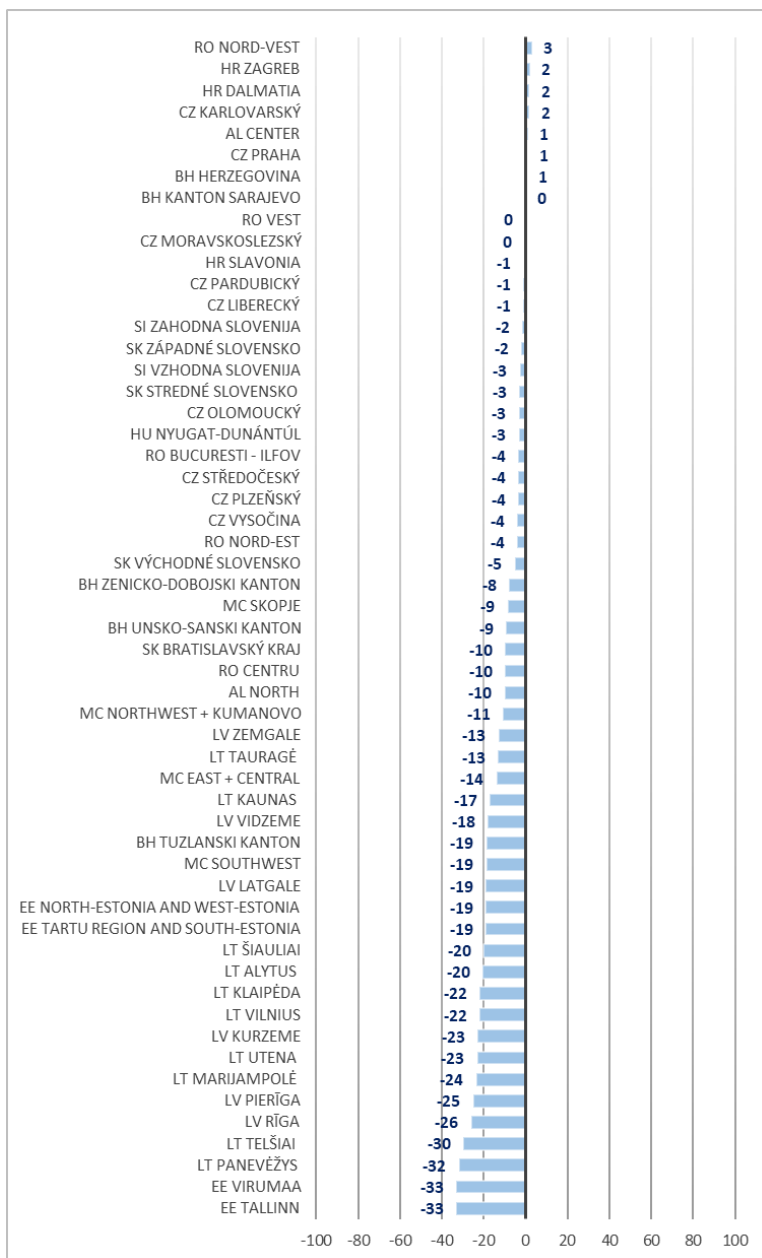
Source: GKI - China-CEE Institute Nonprofit Ltd. survey



## How strong do you think the relationship between China and your country?

-100-very loose; +100-very close (average value)





Source: GKI - China-CEE Institute Nonprofit Ltd. survey

By NUTS2 regions - similarly to 2018 - the inhabitants of the following **four Serbian regions**:

- Ssumadija / Zapadna (very close with +56 on the scale of -100-+100)
- Juzna / Istocna (very close with +55)
- Vojvodina (very close with +49)
- Beograd (very close with +49)

**perceive the strongest connection with China.** In addition to the above, six Belorussian regions are amongst the TOP10 region in CEE (value between +36 and +44). **In the other end of the regional list, there are 16 Baltic regions, which indicated looser than neutral connection** (between -19 and -33 on the scale of -100-+100).

## **7. The evaluation of the possible impact of the New Silk Road (Belt and Road) Initiative**

**37% of people (no change over 2018) in the CEE 16 countries (38% in the CEE 16 + EL) considers the possible impact of the New Silk Road Initiative** (which aims to strengthen trade and economic relations between China and CEE countries) **in the next 5 years fruitful** (16% considers it very fruitful both in CEE 16 and CEE 16 + EL, just like in 2018). On the other hand, 10% calculates with moderate impact (no change over last year), while only 6% thinks that this Initiative will have no impact at all (no change over last year). The remaining is neutral in this question.

The proportion of those, who considers a very fruitful impact, is the highest in the following countries:

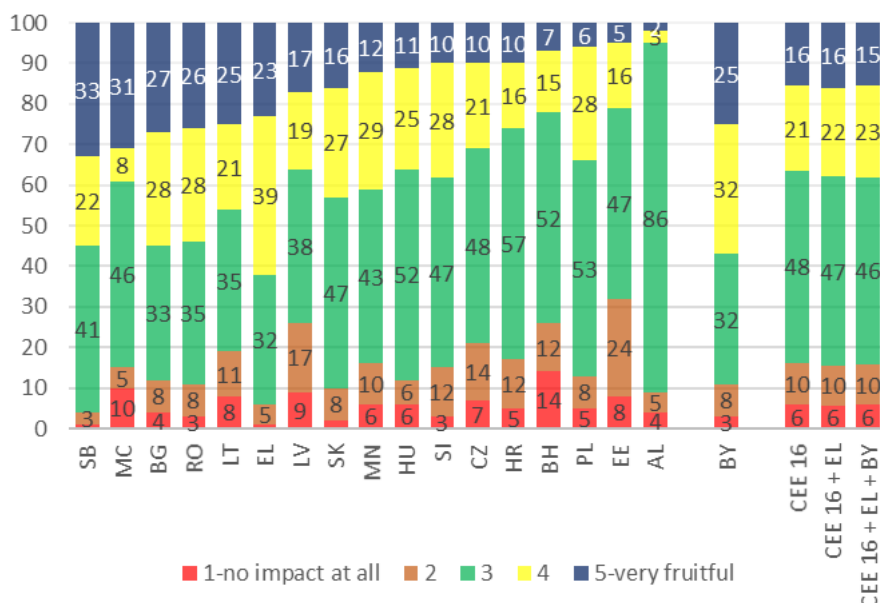
- Serbia,
- North Macedonia
- Bulgaria,
- Romania,

while the highest proportion with “no impact at all” was indicated in:

- Bosnia-Herzegovina,
- North Macedonia,
- and Latvia.

**How do you consider the possible impact of the new Silk Road Initiative in the next 5 years, which aims to strengthen trade and economic relations between China and your country?**

1-no impact at all; 5-very fruitful (distribution of answers %)

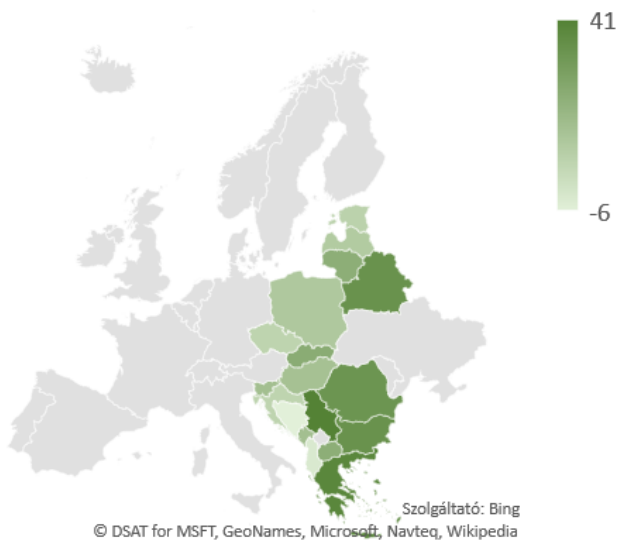
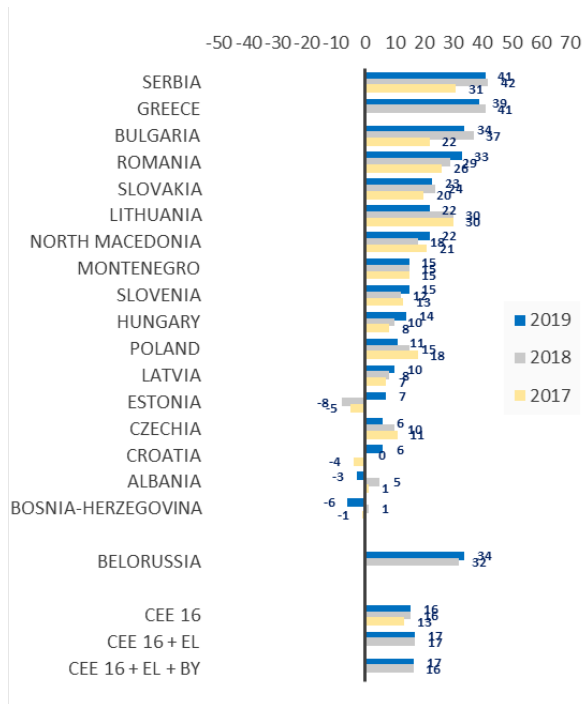


Source: GKI - China-CEE Institute Nonprofit Ltd. survey

On the -100+100 scale – just like in 2017 and 2018 – the inhabitants of **Serbia consider** the possible impact of the new Silk Road Initiative in the next 5 years **the most fruitful** (+41 vs. +42 in 2018), **followed by Greece** (+39 vs. +41 in 2018), **Bulgaria** (+34 vs. +37 in 2018) **and Romania** (+33 vs. +29 in 2018), while inhabitants of Bosnia-Herzegovina, Albania and Croatia are the most pessimistic in this question. **The average value is +16 in the CEE 16, while +17 in CEE 16 + EL (no change over 2018), which means a little positive than average and improving consideration** for the whole surveyed region. Together with Belorussia, the average is +17. Compared to 2018, country with the greatest improvement is Estonia, while the countries with the greatest deterioration are Lithuania and Albania.

## How do you consider the possible impact of the new Silk Road Initiative in the next 5 years, which aims to strengthen trade and economic relations between China and your country?

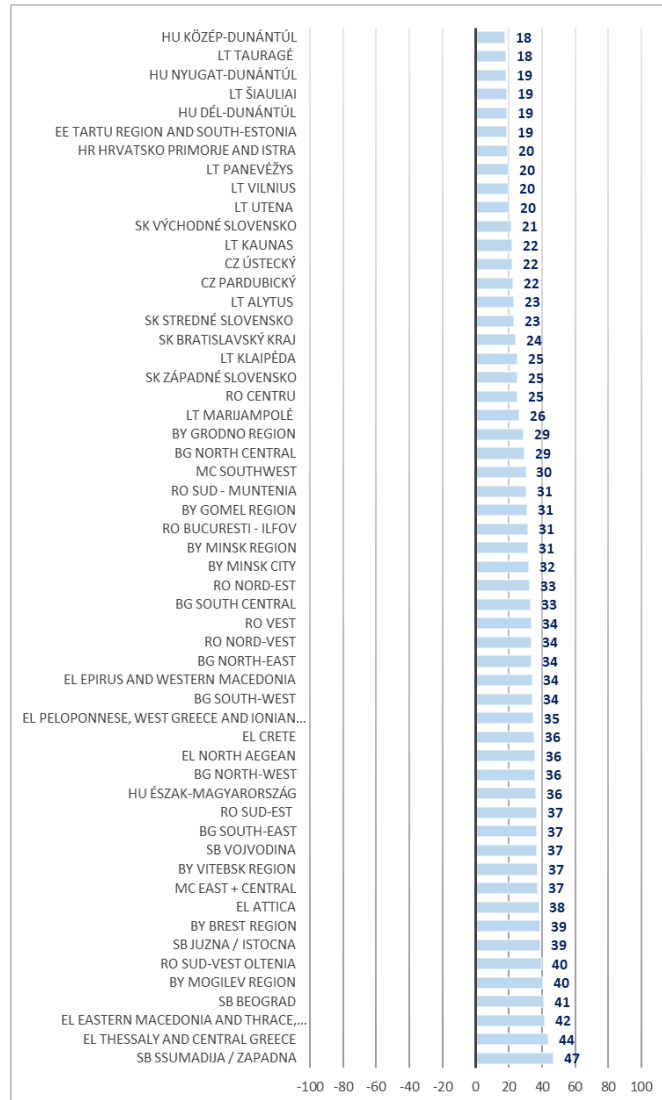
-100-no impact at all; +100-very fruitful (average value)

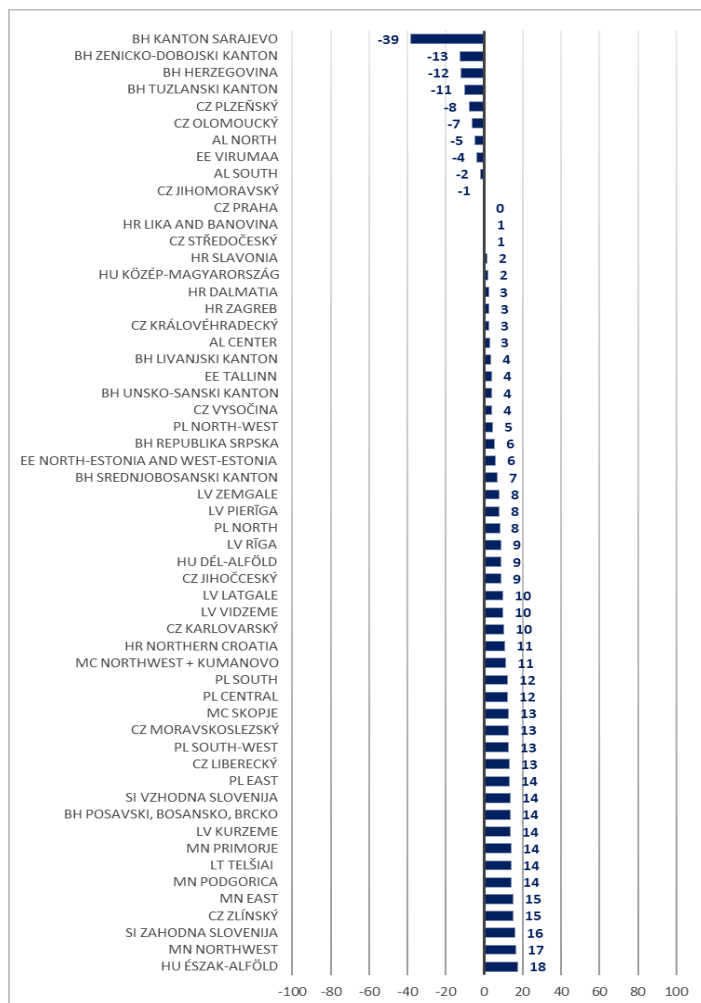


Source: GKI - China-CEE Institute Nonprofit Ltd. survey

**How do you consider the possible impact of the new Silk Road Initiative in the next 5 years, which aims to strengthen trade and economic relations between China and your country?**

-100=no impact at all; +100=very fruitful (average value)





Source: GKI - China-CEE Institute Nonprofit Ltd. survey

By NUTS2 regions, the TOP region in the CEE countries, which consider the possible impact of the New Silk Road Initiative in the next 5 years will be outstanding fruitful is Ssumadija / Zapadna (Serbia), with +47 value on the scale of -100-+100. This was followed by Belorussian, Serbian, Romanian and Greek regions, with values above +40. At the lower end of the regional list are 4 Bosnian and 2 Czech regions, which don't believe in any impact of this Initiative (values between -7 and -39).



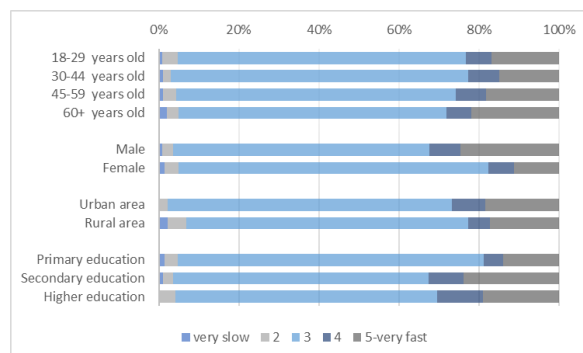
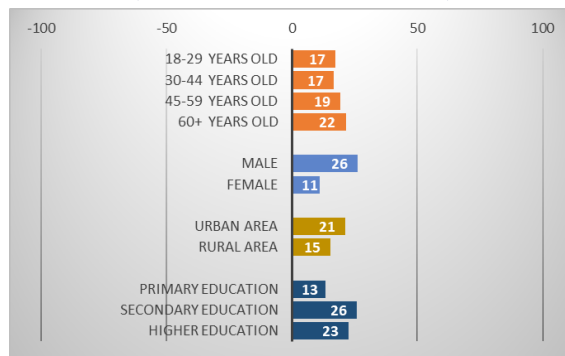
## 8. Country profiles

### Albania

Inhabitants of Albania evaluate China's economic development - on the scale of -100 and +100 - in the last 2 years fast (+19), slower than in 2018 (+26), and slower than the CEE 16 + EL average (+43), which is the last place in rankings of the CEE 16 + EL countries. By age groups, the representatives of the 60+ years old, by sex, the men, by township, the urban people, by the level of education, the secondary and the higher educated people rated above the Albanian average.

#### How do you evaluate China's economic development in the last 2 years?

Average value: -100-very slow; +100-very fast  
(Distribution of answers %)



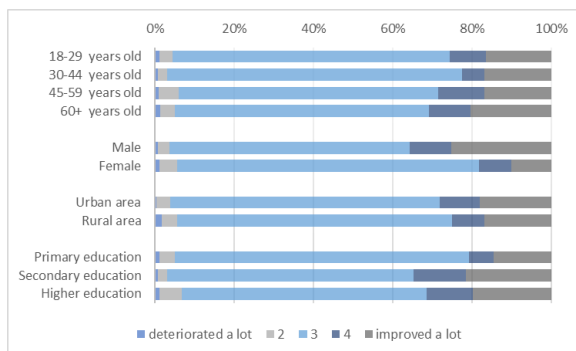
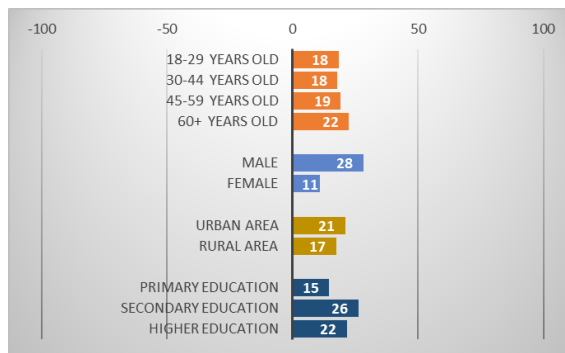
Source: GKI - China-CEE Institute Nonprofit Ltd. survey

By the opinion of the Albanian people China's importance in the world improved over the last 5 years (+19), and it is far under the CEE 16 + EL average (+45), which is the last place in rankings of the CEE 16 + EL countries. By age groups, the representatives of the 60+ years old people, by sex the men, by township the urban people, by the level of education, the secondary and the higher educated people rated above the Albanian average.

### How has China's importance in the world changed over the last 5 years?

Average value: -100- deteriorated a lot; +100- improved a lot

(Distribution of answers %)



Source: GKI - China-CEE Institute Nonprofit Ltd. survey

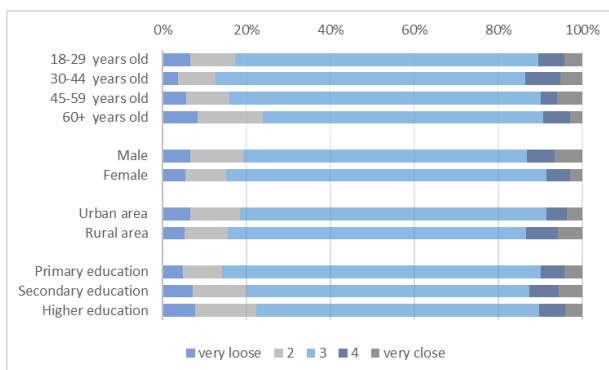
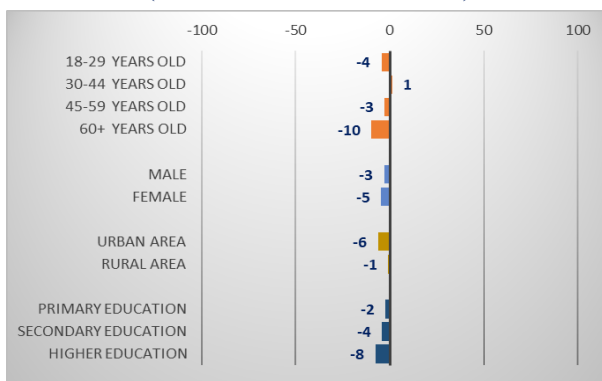
Inhabitants of Albanian evaluate the relationship between China and Albania - on the scale of -100 and +100 - a bit closer than neutral (-4 vs.

+3 in 2018), which is under the CEE 16 + EL average (+3), and which is the 12<sup>th</sup> place in rankings of the CEE 16 + EL countries. By age groups, the representatives of the 30-44 years old, by sex the men, by township, the rural people, by the level of education, the primary educated people rated above the Albanian average.

### How strong do you think the relationship between China and your country?

Average value: -100-very loose; +100-very close

(Distribution of answers %)



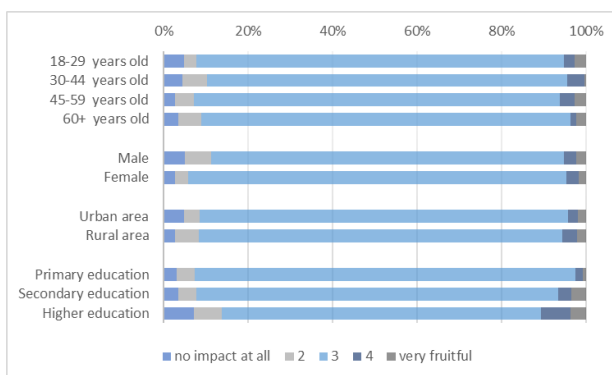
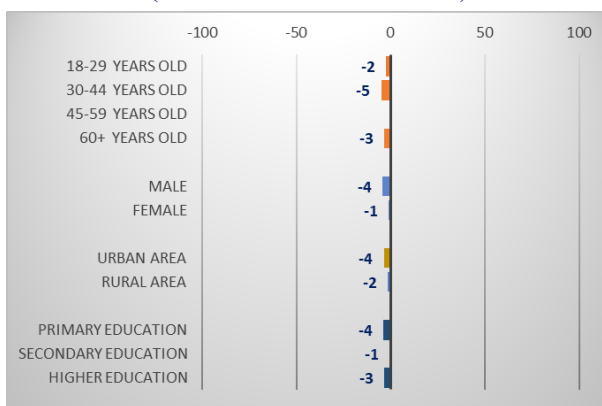
Source: GKI - China-CEE Institute Nonprofit Ltd. survey

Albanian consider the possible impact of the New Silk Road Initiative - which aims to strengthen trade and economic relations between China and Albania - in the next 5 years neutral (-3 vs. +5 in 2018), at the same time under the CEE 16 + EL average (+17), which is the 16<sup>th</sup> place in rankings

of the CEE 16 + EL countries. By age groups, the representatives of the 30-44 old age group, by sex the men, by township, the urban people, by the level of education, the primary educated people rated under the Albanian average.

**How do you consider the possible impact of the New Silk Road Initiative in the next 5 years, which aims to strengthen trade and economic relations between China and your country?**

Average value: -100-no impact; +100-very fruitful  
(distribution of answers %)



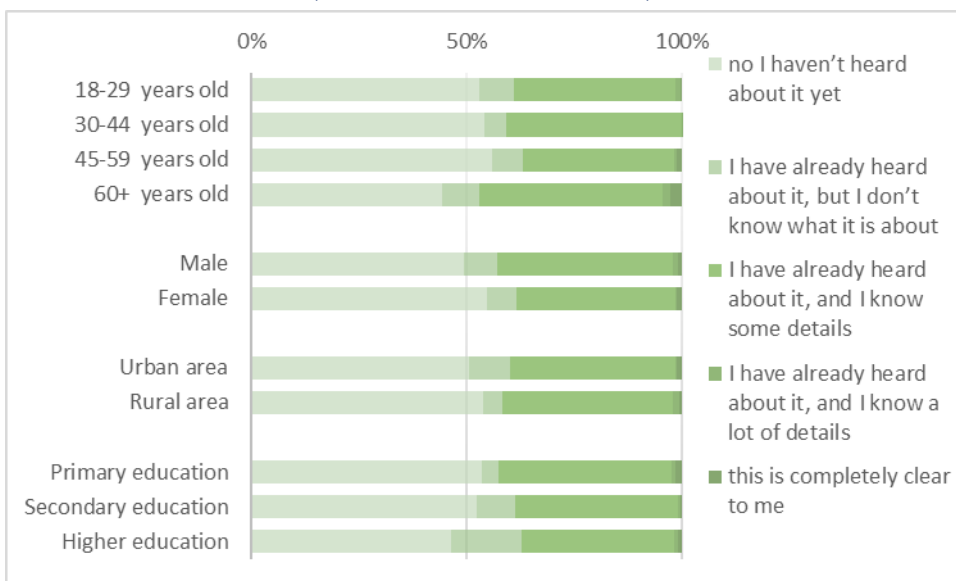
Source: GKI - China-CEE Institute Nonprofit Ltd. survey

52% of the Albanian hasn't heard about the cooperation between China and the Central and Eastern European countries (16+1), in which Albania

participates. Out of the remaining 48% (furthermore it is considered as 100%), 15% has already heard about it, but doesn't know what it is about, while 81% knows some, 2% a lot of details, and only 2% indicated that it is completely clear to him/her.

**Have you ever heard about the cooperation between China and the Central and Eastern European countries (16+1), in which your country participates?**

(distribution of answers %)



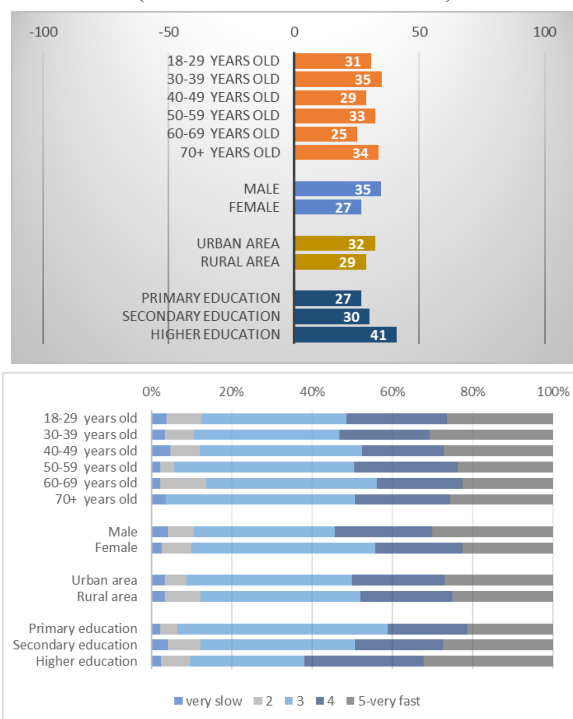
Source: GKI - China-CEE Institute Nonprofit Ltd. survey

## Bosnia-Herzegovina

Inhabitants of Bosnia-Herzegovina evaluate China's economic development - on the scale of -100 and +100 - in the last 2 years fast (+31), but slower than in 2018 (+35), and slower than the CEE 16 + EL average (+42), which is the 14<sup>th</sup> place in rankings of the CEE 16 + EL countries. By age groups, the representatives of the 30-39, the 50-59 and the 70+ years old, by sex, the men, by township, the urban people, by level of education, the higher educated people rated above the Bosnian average.

### How do you evaluate China's economic development in the last 2 years?

average value -100-very slow +100-very fast  
(distribution of answers %)



Source: GKI - China-CEE Institute Nonprofit Ltd. survey

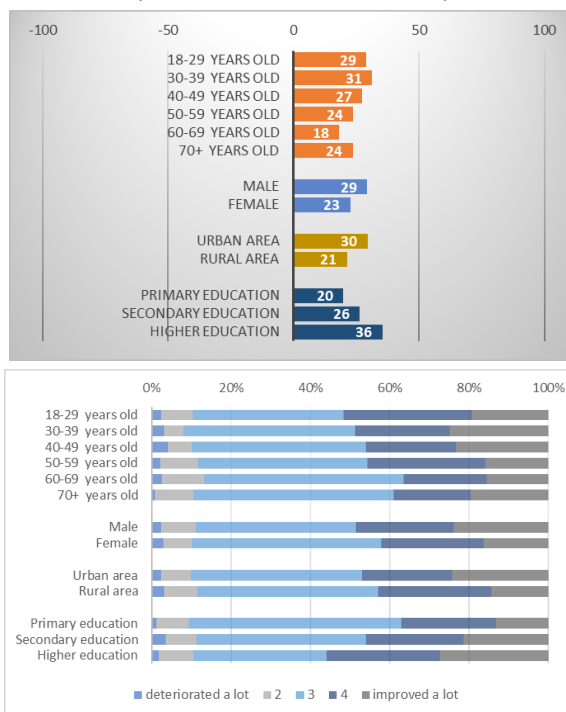
By the opinion of the Bosnian people China's importance in the world improved over the last 5 years (+26 vs. +28 in 2018), but it is under the

CEE 16 + EL average (+45), which is the 16<sup>th</sup> place in rankings of the CEE 16 + EL countries. By age groups, the most the representatives of the 18-29, 30-39 and the 40-49 years old people, by sex the men, by township, the urban people, by the level of education, the higher educated people rated above the Bosnian average.

### How has China's importance in the world changed over the last 5 years?

average value -100- deteriorated a lot +100- improved a lot

(distribution of answers %)



Source: GKI - China-CEE Institute Nonprofit Ltd. survey

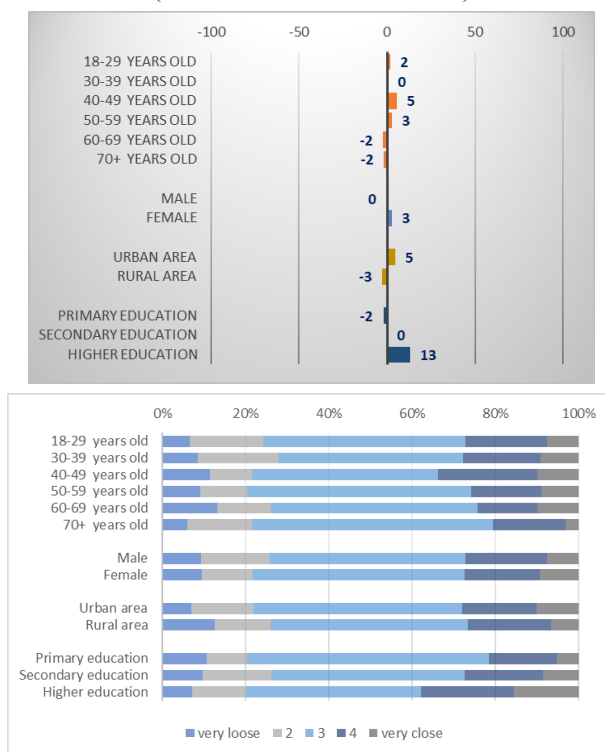
Inhabitants of Bosnia evaluate the relationship between China and Bosnia - on the scale of -100 and +100 - neither strong nor loose (+1, no change over last year), which is a bit under the CEE 16 + EL average (+3), which is the 10<sup>th</sup> place in rankings of the CEE 16 + EL countries. By age groups, the representatives of the 18-29, the 40-49 and the 50-59 age group, by sex,

the women, by township, the urban people, by the level of education, the higher educated people rated above the Bosnian average.

### How strong do you think the relationship between China and your country?

average value -100-very loose; +100-very close

(distribution of answers %)



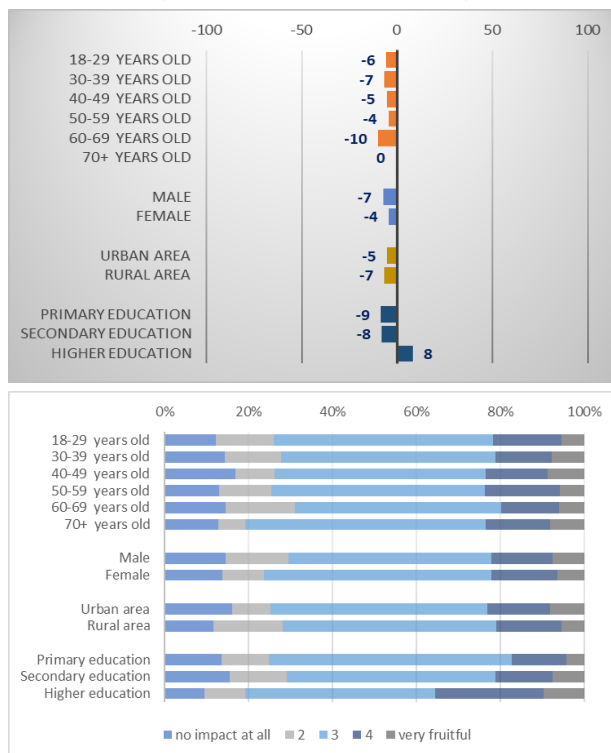
Source: GKI - China-CEE Institute Nonprofit Ltd. survey

Bosnians consider the possible impact of the New Silk Road Initiative - which aims to strengthen trade and economic relations between China and Bosnia-Herzegovina - in the next 5 years nearly neutral (-6 vs. +1 in 2018), at the same time under the CEE 16 + EL average (+17), which is the last place in rankings of the CEE 16 + EL countries. By age groups, the representatives of the 30-39 and the 60-69 age group, by sex, the men, by township, the rural people, by the level of education, the primary and secondary educated people rated under the Bosnian average.



**How do you consider the possible impact of the New Silk Road Initiative in the next 5 years, which aims to strengthen trade and economic relations between China and your country?**

average value -100-no impact; +100-very fruitful  
(distribution of answers %)

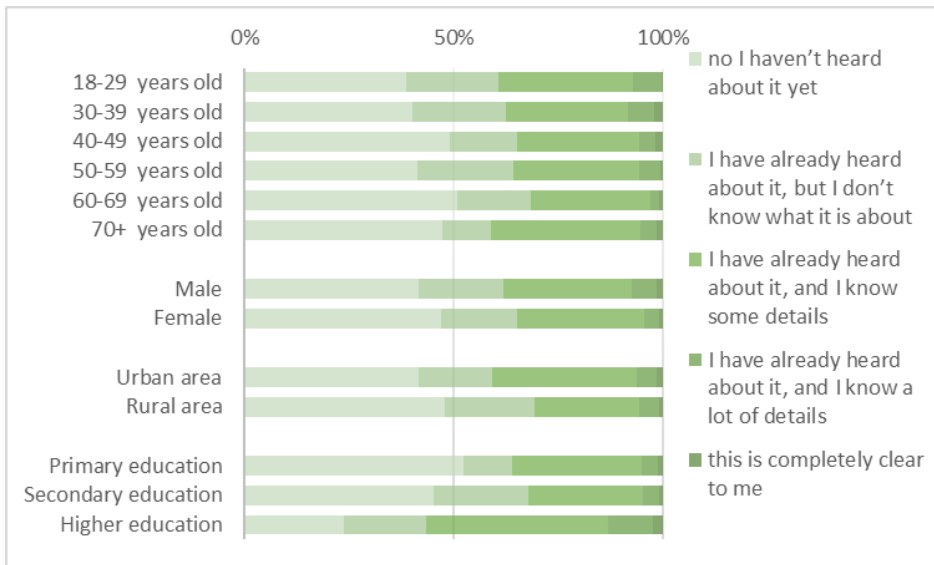


Source: GKI - China-CEE Institute Nonprofit Ltd. survey

35% of the Bosnians hasn't heard about the cooperation between China and the Central and Eastern European countries (16+1), in which Bosnia-Herzegovina participates. Out of the remaining 65% (furthermore it is considered as 100%), 35% has already heard about it, but doesn't know what it is about, while 55% knows some, 9% a lot of details, and only 2% indicated that it is completely clear to him/her.

**Have you ever heard about the cooperation between China and the Central and Eastern European countries (16+1), in which your country participates?**

(distribution of answers %)



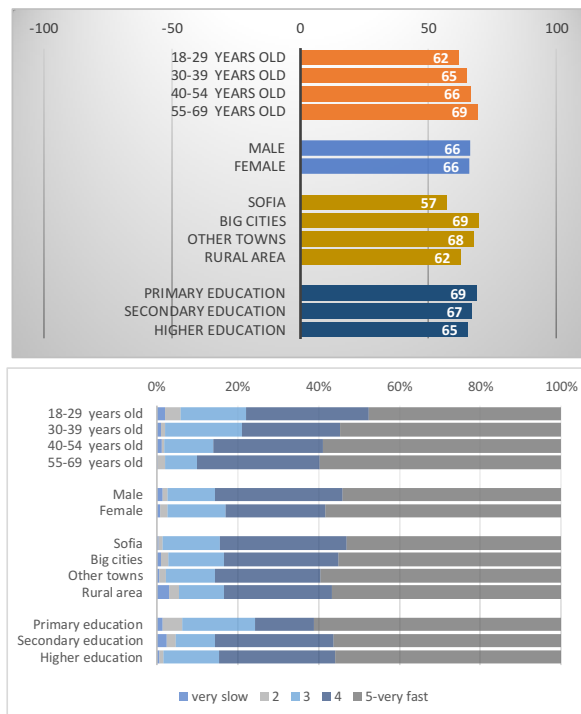
Source: GKI - China-CEE Institute Nonprofit Ltd. survey

## Bulgaria

Inhabitants of Bulgaria evaluate China's economic development - on the scale of -100 and +100 - in the last 2 years very fast (+66), but a bit slower than in 2018 (+68), but faster than the CEE 16 + EL average (+43), which means the 1<sup>st</sup> place in rankings of the CEE 16 + EL countries. By age groups, the representatives of the 55-69 years old, by township, the people who live in big cities and other towns, by the level of education, the primary and secondary educated people rated above the Bulgarian average.

### How do you evaluate China's economic development in the last 2 years?

Average value: -100-very slow; +100-very fast  
(distribution of answers %)



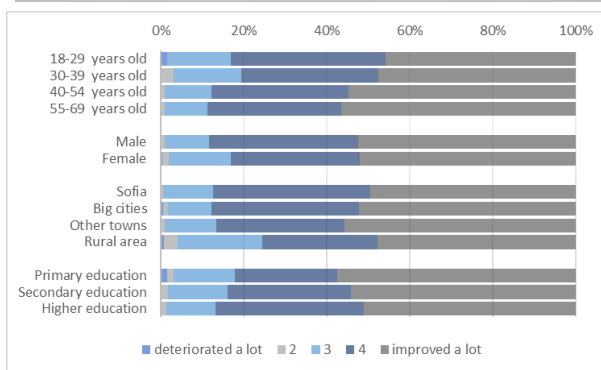
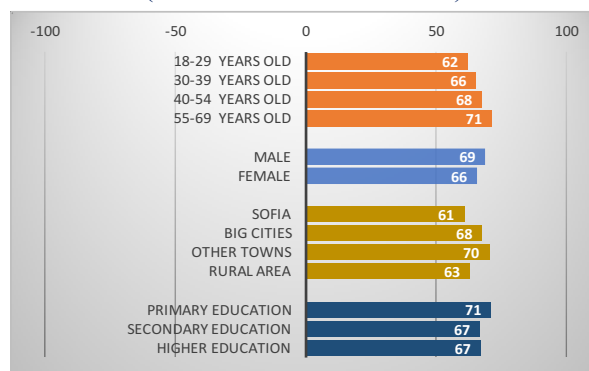
Source: GKI - China-CEE Institute Nonprofit Ltd. survey

By the opinion of the Bulgarian people China's importance in the world improved a lot over the last 5 years very much (+67, this is slight below the

2018 value, which was +68), which is above the CEE 16 + EL average (+45), and which is the 1<sup>st</sup> place in rankings of the CEE 16 + EL countries. By age groups, the most of the 40-54 and the 55-69 years old, by sex, the men, by township, the people who live in big cities and other towns, by the level of education, the primary educated people rated above the Bulgarian average.

### How has China's importance in the world changed over the last 5 years?

Average value: -100- deteriorated a lot; +100- improved a lot  
(distribution of answers %)



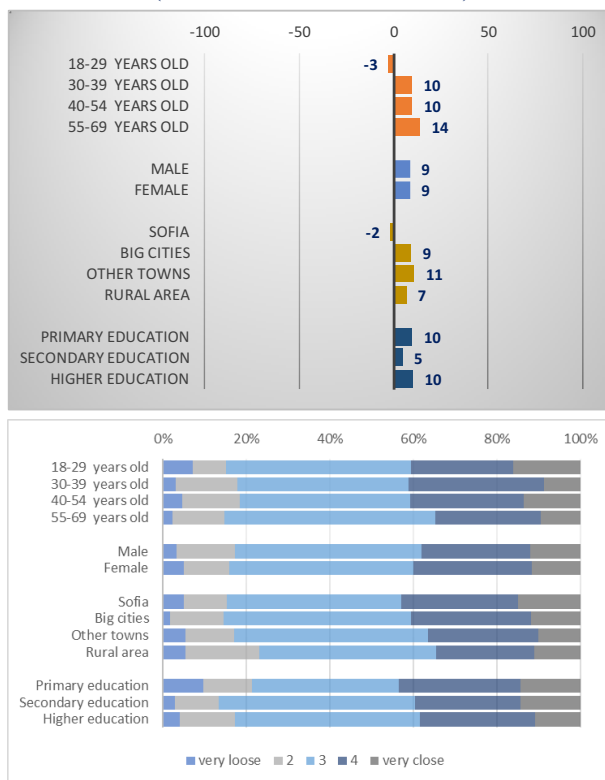
Source: GKI - China-CEE Institute Nonprofit Ltd. survey

Inhabitants of Bulgaria evaluate the relationship between China and Bulgaria - on the scale of -100 and +100 - slightly strong (+9), which is lower than in 2018 (+15). This value is above the CEE 16 + EL average (+3), and it means the 6<sup>th</sup> place in rankings of the CEE 16 + EL countries.

By age groups, the representatives of the 30-39, the 40-54 and the 55-69 years old, by township, the people who live in other towns, by the level of education, the primary and the higher educated people rated above the Bulgarian average.

### How strong do you think the relationship between China and your country?

Average value: -100-very loose; +100-very close  
(distribution of answers %)



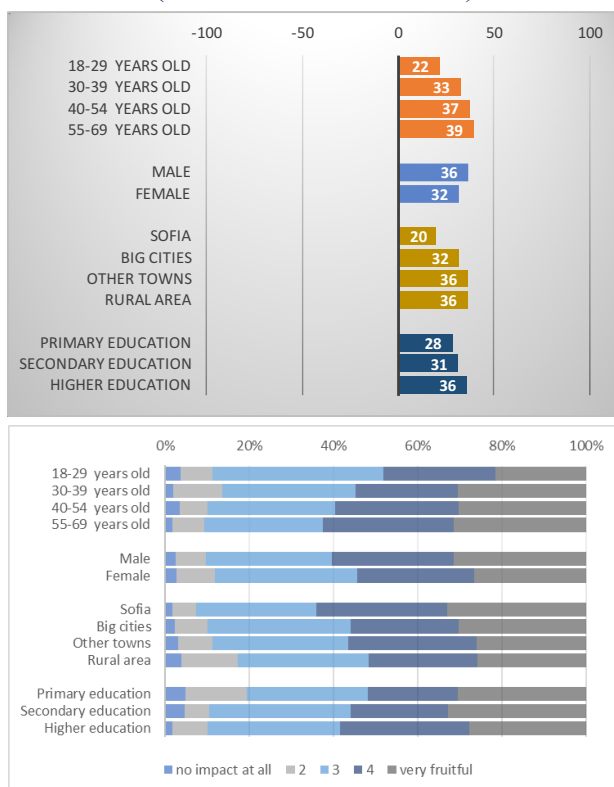
Source: GKI - China-CEE Institute Nonprofit Ltd. survey

Bulgarian people consider the possible impact of the New Silk Road Initiative - which aims to strengthen trade and economic relations between China and Bulgaria in the next 5 years positive (+34), a bit less positive than in 2018 (+37). On the other hand, this value is above the CEE 16 + EL average (+17) and means the 3<sup>rd</sup> place in rankings of the CEE 16 + EL countries. By age groups, the representatives of 40-54 and 55-69 years old,

by sex, the men, by settlement type, those who live in other towns and in the rural area, by the level of education, the higher educated people rated above the Bulgarian average.

**How do you consider the possible impact of the New Silk Road Initiative in the next 5 years, which aims to strengthen trade and economic relations between China and your country?**

Average value: -100-no impact; +100-very fruitful  
(distribution of answers %)



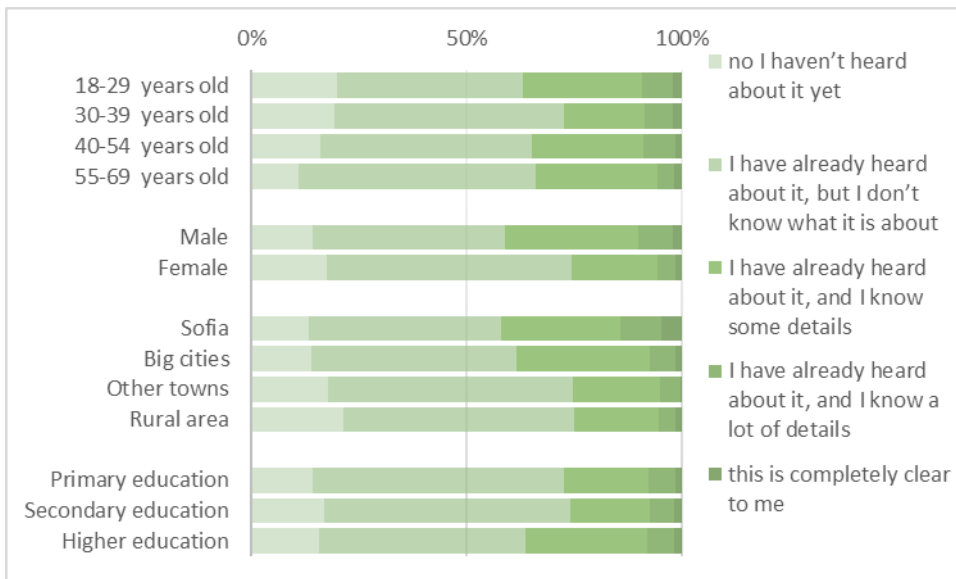
Source: GKI - China-CEE Institute Nonprofit Ltd. survey

22% of the Bulgarians hasn't heard about the cooperation between China and the Central and Eastern European countries (16+1), in which Bulgaria participates. Out of the remaining 78% (furthermore it is considered as 100%), 69% has already heard about it, but doesn't know what it is about,

while 23% knows some, 5% a lot of details, and 3% indicated that it is completely clear to him/her.

**Have you ever heard about the cooperation between China and the Central and Eastern European countries (16+1), in which your country participates?**

(distribution of answers %)



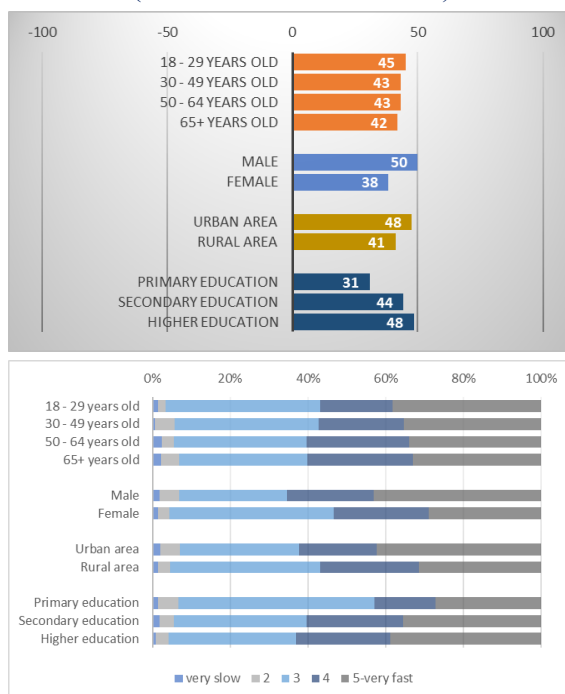
Source: GKI - China-CEE Institute Nonprofit Ltd. survey

## Croatia

Inhabitants of Croatia evaluate China's economic development - on the scale of -100 and +100 - in the last 2 years fast (+43), faster than last year (+39), the same fast as the CEE 16 + EL average (+43), which means the 7<sup>th</sup> place in rankings of the CEE 16 + EL countries. By age groups, the 18-29 years old, by sex, the men, by township, the people who live in the urban area, by the level of education, the higher educated people rated above the Croatian average.

### How do you evaluate China's economic development in the last 2 years?

Average value: -100-very slow; +100-very fast  
(distribution of answers %)



Source: GKI - China-CEE Institute Nonprofit Ltd. survey

By the opinion of the Croatian people, China's importance in the world improved the last 5 years (+46 vs. +42 in 2018), which is slight above the CEE 16 + EL average (+45), and which is the 9<sup>th</sup> place in rankings of the

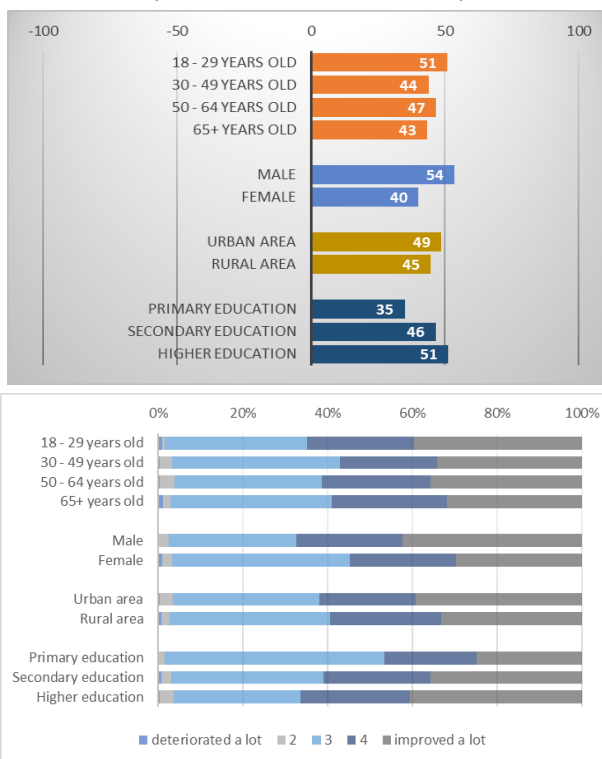


CEE 16 + EL countries. By age groups, the 18-29 and the 50-64 years old, by sex, the men, by the level of education, the higher educated people, by township, the people who live in the urban area, by the level of education, the higher educated people rated above the Croatian average.

### How has China's importance in the world changed over the last 5 years?

Average value: -100- deteriorated a lot; +100- improved a lot

(distribution of answers %)



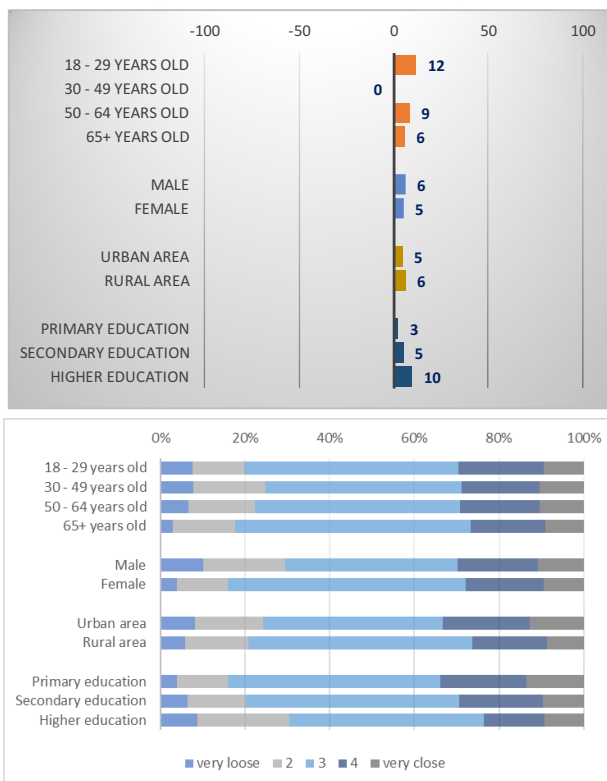
Source: GKI - China-CEE Institute Nonprofit Ltd. survey

Inhabitants of Croatia evaluate the relationship between China and Croatia - on the scale of -100 and +100 - neutral (+5), which means closer than in 2018 (0). This value is above the CEE 16 + EL average (+3), and it means the 7<sup>th</sup> place in rankings of the CEE 16 + EL countries. By age groups, the most the 18-29, the 50-64 and the 65+ years old, by sex, the men, by

township, the people who live in the rural area, by the level of education, the higher educated people rated above the Croatian average.

### How strong do you think the relationship between China and your country?

Average value: -100-very loose; +100-very close  
(distribution of answers %)

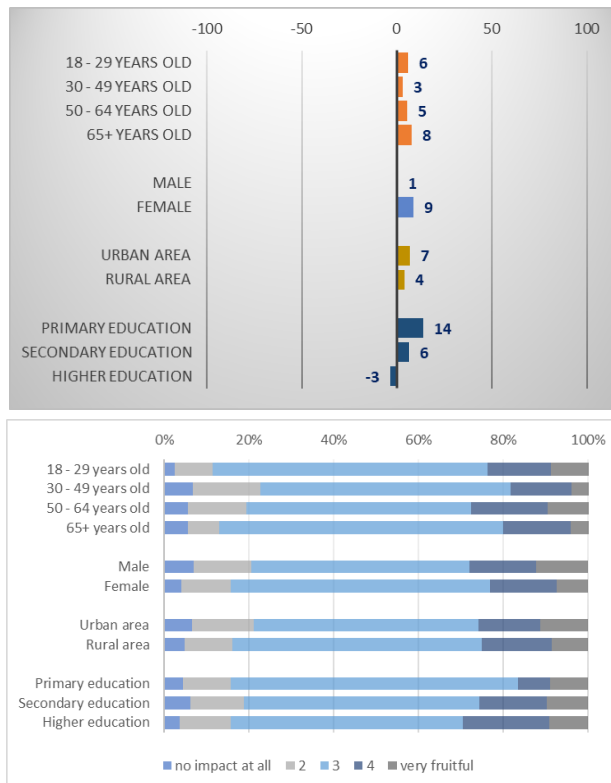


Source: GKI - China-CEE Institute Nonprofit Ltd. survey

Croatians consider the possible impact of the New Silk Road Initiative - which aims to strengthen trade and economic relations between China and Croatia - in the next 5 years better than neutral (+6), better than a year ago (0). On the other hand, this value is under the CEE 16 + EL average (+17) and means the 15<sup>th</sup> place in rankings of the CEE 16 + EL countries. By age groups, the 65+ years old, by sex, the women, by township, the people who live in the urban area, by the level of education, the primary educated people rated above the Croatian average.

**How do you consider the possible impact of the New Silk Road Initiative in the next 5 years, which aims to strengthen trade and economic relations between China and your country?**

Average value: -100-no impact; +100-very fruitful  
(distribution of answers %)

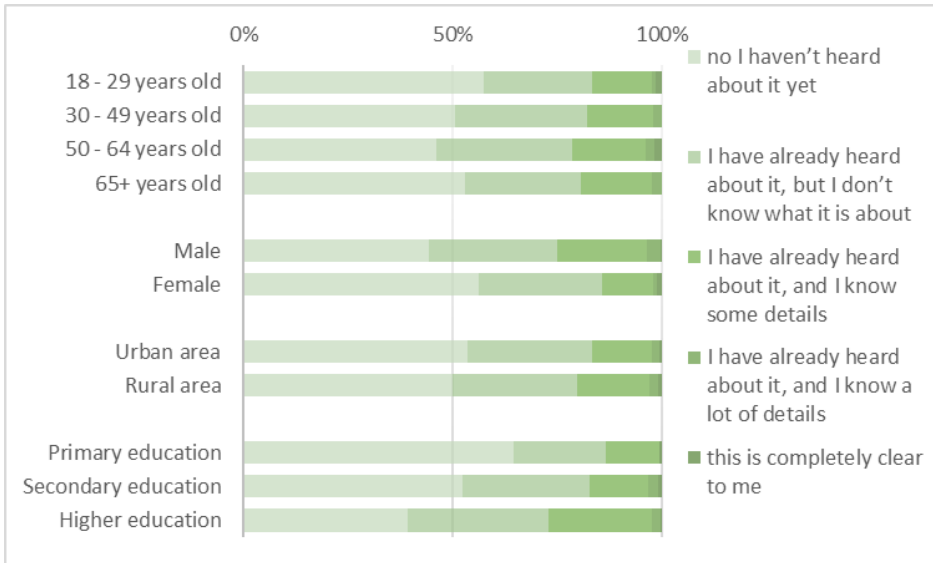


Source: GKI - China-CEE Institute Nonprofit Ltd. survey

51% of the Croatian people hasn't heard about the cooperation between China and the Central and Eastern European countries (16+1), in which Croatia participates. Out of the remaining 49% (furthermore it is considered as 100%), 61% has already heard about it, but doesn't know what it is about, while 33% knows some, 4% knows a lot of details, and 2% indicated that it is completely clear to him/her.

**Have you ever heard about the cooperation between China and the Central and Eastern European countries (16+1), in which your country participates?**

(distribution of answers %)



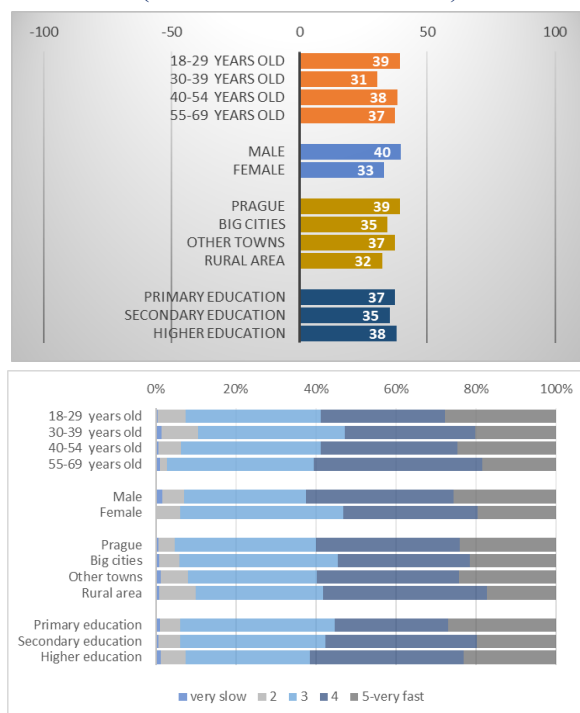
Source: GKI - China-CEE Institute Nonprofit Ltd. survey

## Czechia

Inhabitants of Czechia evaluate China's economic development - on the scale of -100 and +100 - in the last 2 years fast (+37), slower than in 2018 (+41), and slower than the CEE 16 + EL average (+43), which means the 13<sup>th</sup> place in rankings of the CEE 16 + EL countries. By age groups, the representatives of 18-29 and the 40-54 years old, by sex, the men, by township, the people who live in Prague, by the level of education, the higher educated people rated above the Czech average.

### How do you evaluate China's economic development in the last 2 years?

Average value: -100-very slow; +100-very fast  
(distribution of answers %)



Source: GKI - China-CEE Institute Nonprofit Ltd. survey

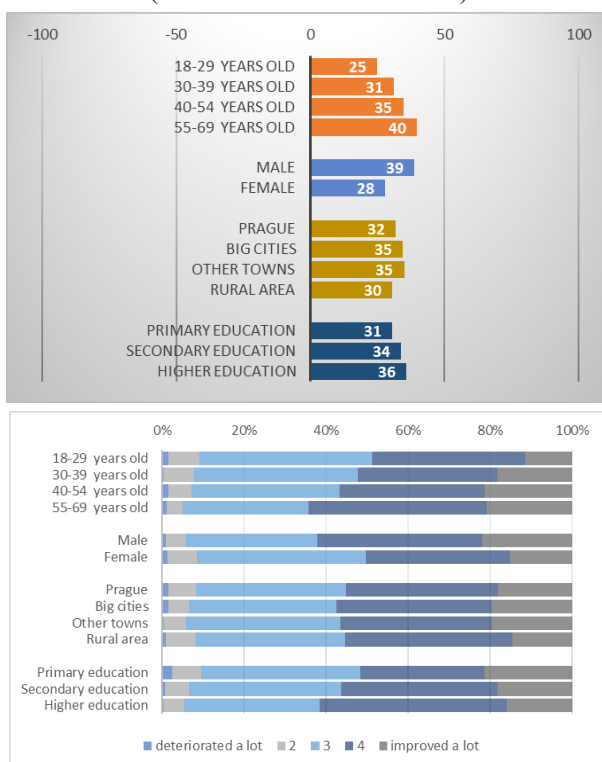
By the opinion of the Czech people China's importance in the world improved over the last 5 years (+33 vs. +37 in 2018), which is under the

CEE 16 + EL average (+45), and which is the 14<sup>th</sup> place in rankings of the CEE 16 + EL countries. By age groups, the representatives of the 40-54 and the 55-69 years old, by sex, the men, by township, the people who live in big cities and other towns, by the level of education, the secondary and higher educated people rated above the Czech average.

### How has China's importance in the world changed over the last 5 years?

Average value: -100- deteriorated a lot; +100- improved a lot

(distribution of answers %)



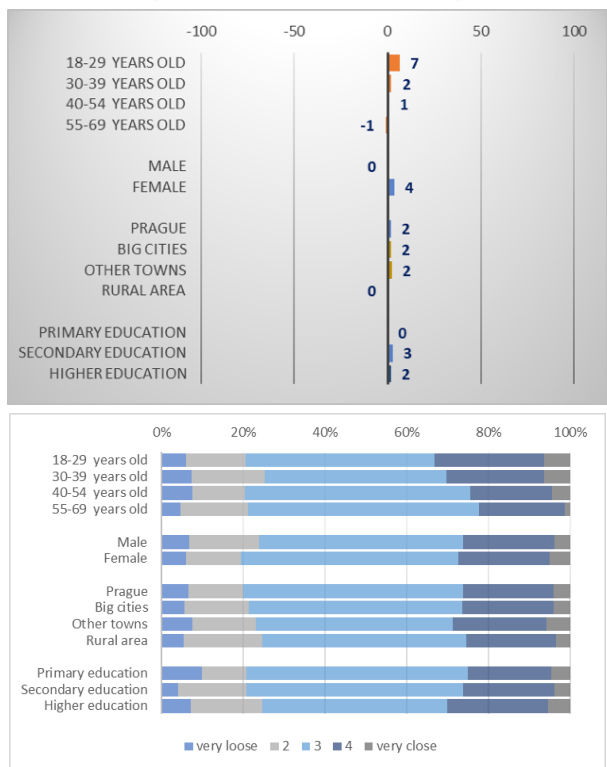
Source: GKI - China-CEE Institute Nonprofit Ltd. survey

Inhabitants of Czechia evaluate the relationship between China and Czechia - on the scale of -100 and +100 – rather neutral (+2), a bit looser than in 2018 (+4). This value is slightly under the CEE 16 + EL average (+3), and it means the 8<sup>th</sup> place in rankings of the CEE 16 + EL countries.

By age groups, the 18-29 years old, by sex the women, by the level of education, the secondary educated people rated above the Czech average.

### How strong do you think the relationship between China and your country?

Average value: -100-very loose; +100-very close  
(distribution of answers %)



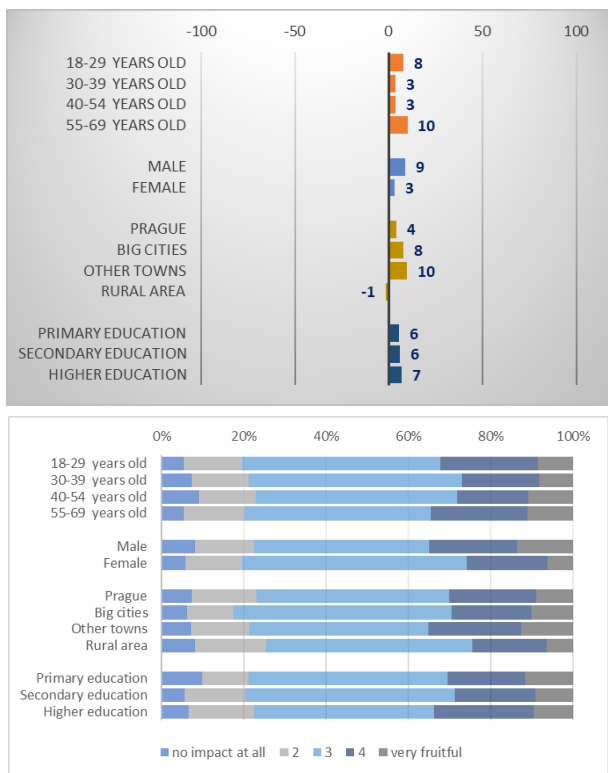
Source: GKI - China-CEE Institute Nonprofit Ltd. survey

Czechs consider the possible impact of the New Silk Road Initiative - which aims to strengthen trade and economic relations between China and Czechia - in the next 5 years slightly positive (+6), a bit less positive than in 2018 (+10). On the other hand, this value is under the CEE 16 + EL average (+17) and means the 14<sup>th</sup> place in rankings of the CEE 16 + EL countries. By age groups, the representatives of the 18-29 and the 55-69 years old, by sex, the men, by township, the people who live in big cities

and in other towns, by the level of education, the higher educated people rated above the Czech average.

**How do you consider the possible impact of the New Silk Road Initiative in the next 5 years, which aims to strengthen trade and economic relations between China and your country?**

Average value: -100-no impact; +100-very fruitful  
(distribution of answers %)



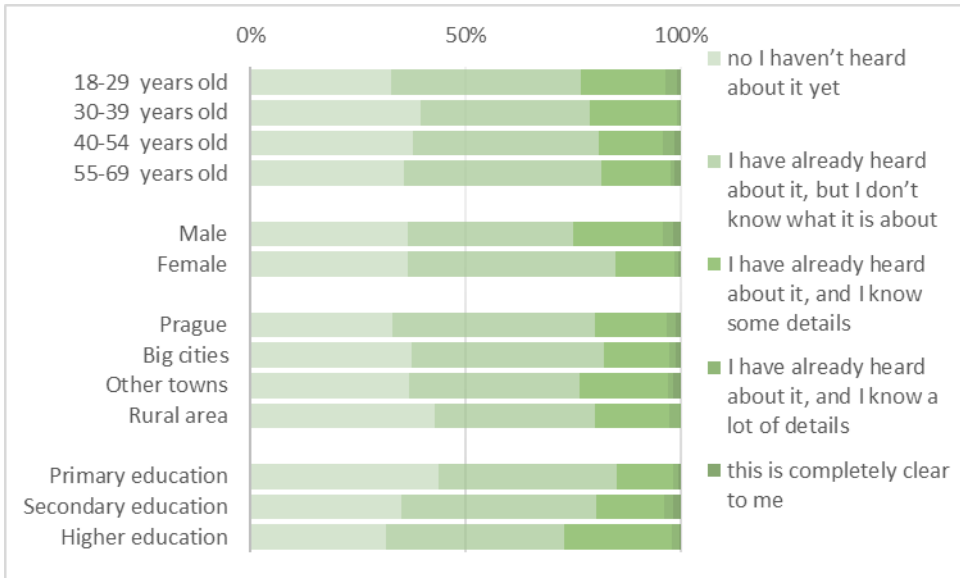
Source: GKI - China-CEE Institute Nonprofit Ltd. survey

37% of the Czechs hasn't heard about the cooperation between China and the Central and Eastern European countries (16+1), in which Czechia participates. Out of the remaining 63% (furthermore it is considered as 100%), 69% has already heard about it, but doesn't know what it is about, while 27% knows some, 3% a lot of details, and only 1% indicated that it is completely clear to him/her.



**Have you ever heard about the cooperation between China and the Central and Eastern European countries (16+1), in which your country participates?**

(distribution of answers %)



Source: GKI - China-CEE Institute Nonprofit Ltd. survey

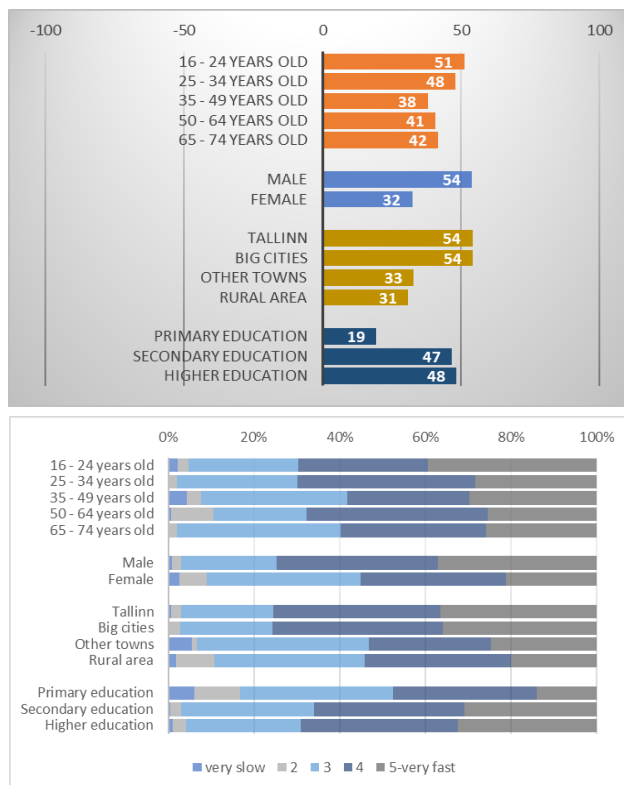
## Estonia

Inhabitants of Estonia evaluate China's economic development - on the scale of -100 and +100 - in the last 2 years fast (+43), much faster than a year ago (+33), and the same fast as the CEE 16 + EL average (+43), which means the 8<sup>th</sup> place in rankings of the CEE 16 + EL countries. By age groups, the 16-24, and the 25-34 age group, by sex, the men, by township, the people who live in big cities and Tallinn, by the level of education, the secondary and higher educated people rated above the Estonian average.

### How do you evaluate China's economic development in the last 2 years?

Average value: -100-very slow; +100-very fast

(distribution of answers %)



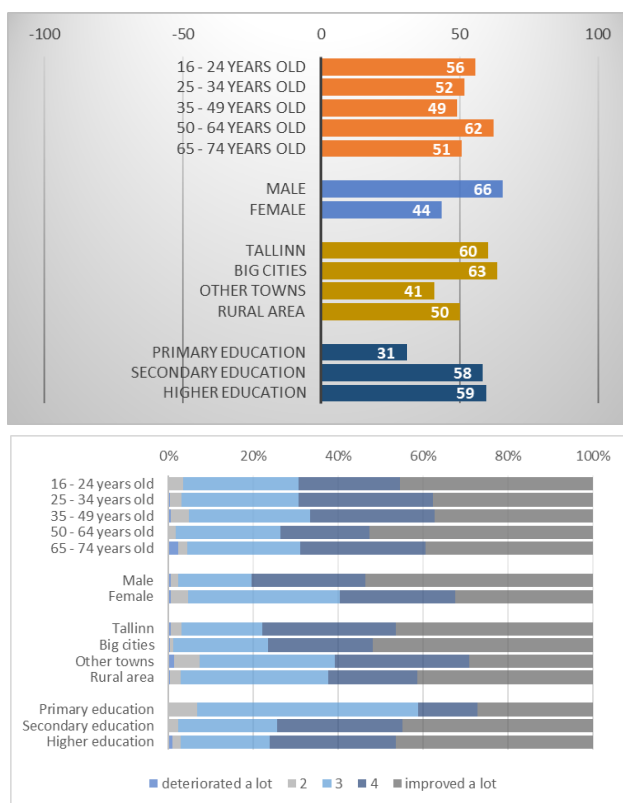
Source: GKI - China-CEE Institute Nonprofit Ltd. survey

By the opinion of the Estonian people China's importance in the world improved over the last 5 years (+54), which far above than in the 2018 survey (+40), and it is now above the CEE 16 + EL average (+45) and which is the 6<sup>th</sup> place in rankings of the CEE 16 + EL countries. By age groups, the 16-24 and the 50-64 age group, by sex, the men, by township, the people who live in big cities and Tallinn, by the level of education, the secondary and higher educated people rated above the Estonian average.

### How has China's importance in the world changed over the last 5 years?

Average value: -100- deteriorated a lot; +100- improved a lot

(distribution of answers %)



Source: GKI - China-CEE Institute Nonprofit Ltd. survey

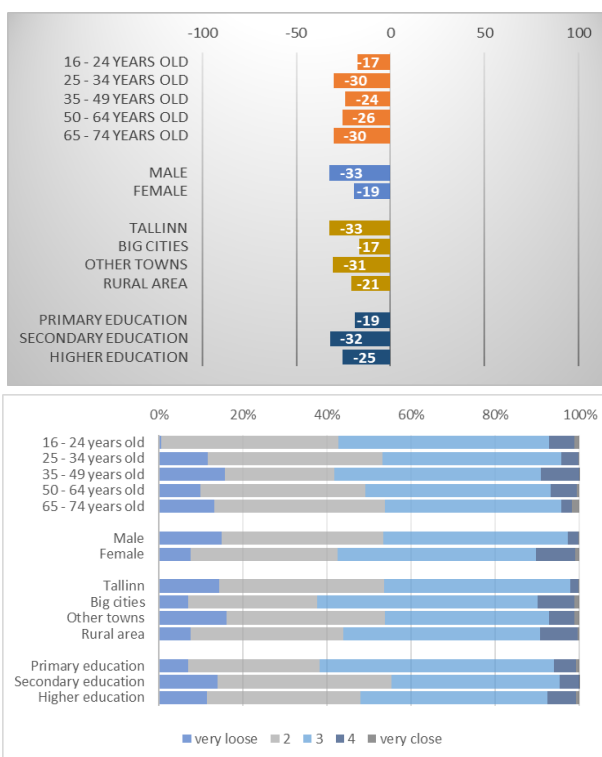
Inhabitants of Estonia evaluate the relationship between China and Estonia - on the scale of -100 and +100 - loose (-26), a bit better than in 2018 (-27).

This value is under the CEE 16 + EL average (+3), and it means the last place in rankings of the CEE 16 + EL countries. By age groups, the 25-34 and the 65-74 years old, by sex, the men, by township, the people who live in other towns and Tallinn, by the level of education, the secondary educated people rated under the Estonian average.

### How strong do you think the relationship between China and your country?

Average value: -100-very loose; +100-very close

(distribution of answers %)



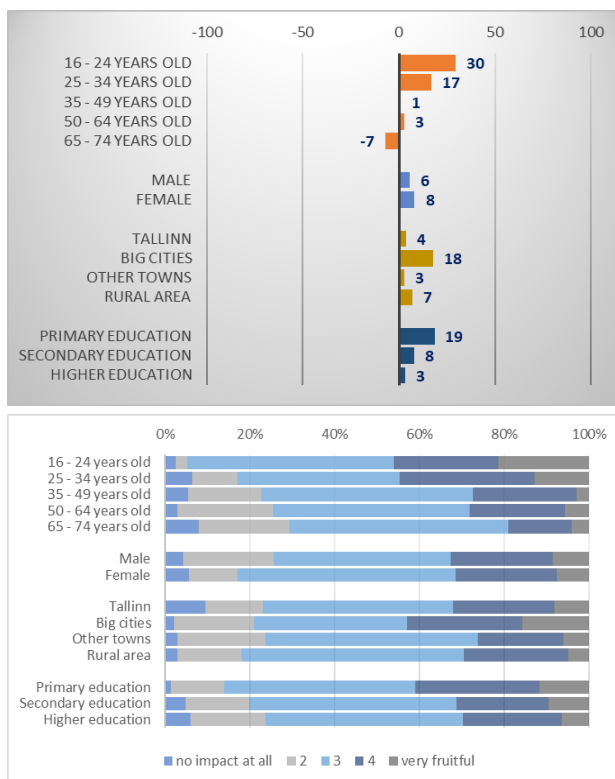
Source: GKI - China-CEE Institute Nonprofit Ltd. survey

Estonians consider the possible impact of the New Silk Road Initiative - which aims to strengthen trade and economic relations between China and Estonia - in the next 5 years slightly positive (+7), which is much better than a year ago (-8). On the other hand, this value is still under the CEE 16 + EL average (+17) and means the 13<sup>th</sup> place in rankings of the CEE 16 +

EL countries. By age groups, the 16-24 and the 25-34 years old, by sex, the women, by township, the people who live in big cities, by the level of education, the primary educated people rated above the Estonian average.

**How do you consider the possible impact of the New Silk Road Initiative in the next 5 years, which aims to strengthen trade and economic relations between China and your country?**

Average value: -100-no impact; +100-very fruitful  
(distribution of answers %)



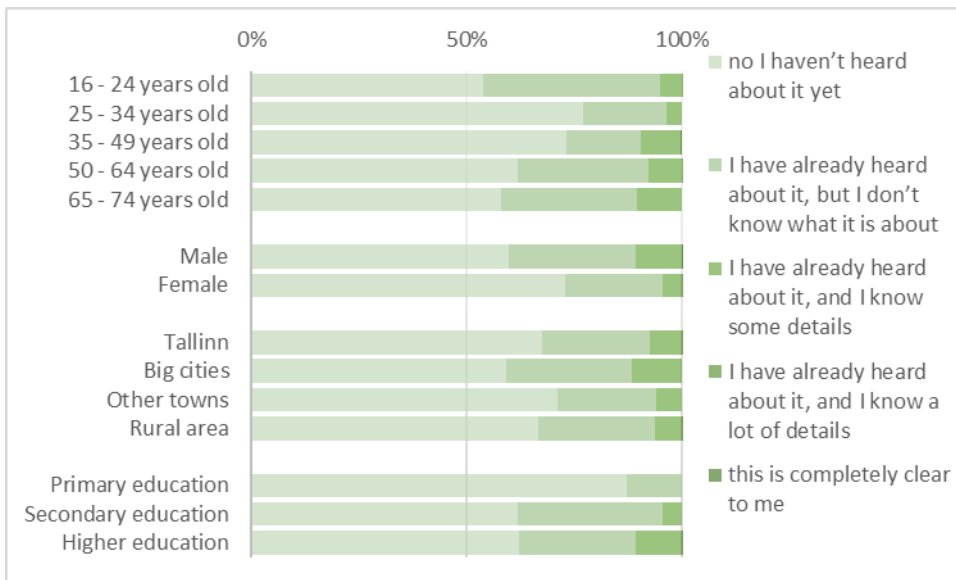
Source: GKI - China-CEE Institute Nonprofit Ltd. survey

67% of the Estonians hasn't heard about the cooperation between China and the Central and Eastern European countries (16+1), in which Estonia participates. Out of the remaining 33% (furthermore it is considered as 100%), 79% has already heard about it, but doesn't know what it is about,

while 21% knows some, nobody a lot of details, and nobody indicated that it is completely clear to him/her.

**Have you ever heard about the cooperation between China and the Central and Eastern European countries (16+1), in which your country participates?**

(distribution of answers %)



Source: GKI - China-CEE Institute Nonprofit Ltd. survey

## Greece

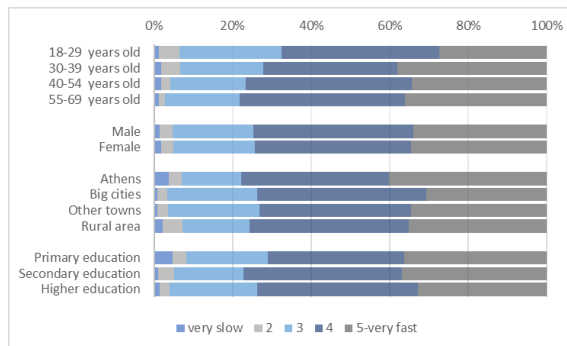
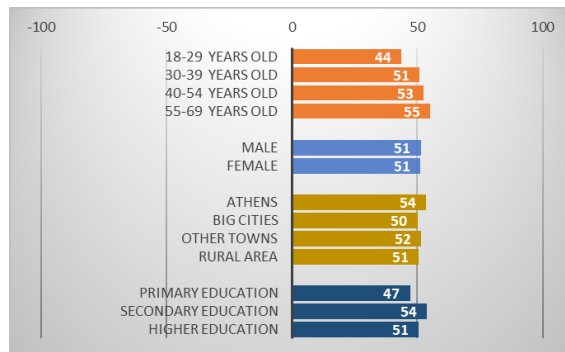
Greece joined the CEE 16+1 cooperation in April 2019.

Inhabitants of Greece evaluate China's economic development - on the scale of -100 and +100 - in the last 2 years very fast (+51), faster than the CEE 16 + EL average (+43), but a bit slower than last year (+52), which means the 5<sup>th</sup> place in rankings of the CEE 16 + EL countries. By age groups, the representatives of the 40-54 and the 55-69 years old, by township, the people who live in Athens and in other towns, by the level of education, the secondary educated people rated above the Greek average.

### How do you evaluate China's economic development in the last 2 years?

Average value: -100-very slow; +100-very fast

(distribution of answers %)



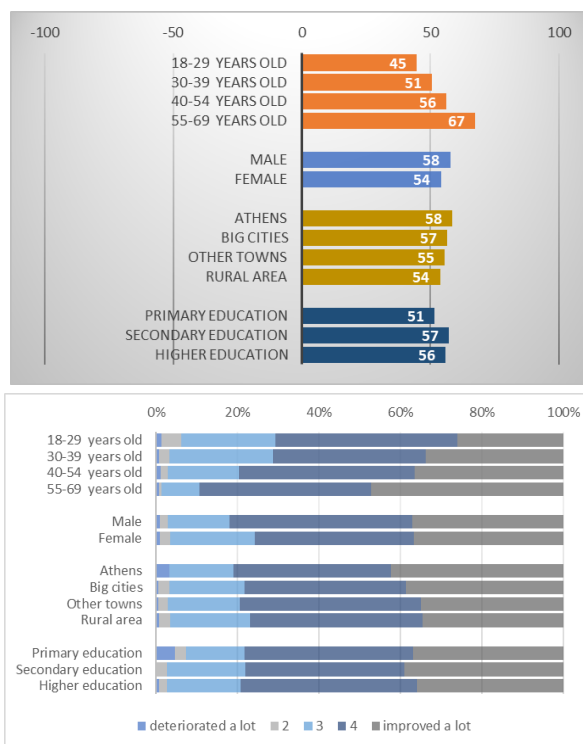
Source: GKI - China-CEE Institute Nonprofit Ltd. survey

By the opinion of the Greek people China's importance in the world improved over the last 5 years (+56 vs. +58 in 2018), which is above the CEE 16 + EL average (+45), and which means the 5<sup>th</sup> place in rankings of the CEE 16 + EL countries. By age groups, the representatives of the 55-69 years old, by sex the men, by township, the people who live in Athens and in other big cities, by the level of education, the secondary educated people rated above the Greek average.

**How has China's importance in the world changed over the last 5 years?**

Average value: -100- deteriorated a lot; +100- improved a lot

(distribution of answers %)



Source: GKI - China-CEE Institute Nonprofit Ltd. survey

Inhabitants of Greece evaluate the relationship between China and Greece - on the scale of -100 and +100 - close (+20 vs. +29 in 2018), which is above the CEE 16 + EL average (+3), and which means the 4<sup>th</sup> place in rankings of the CEE 16 + EL countries. By age groups, the representatives

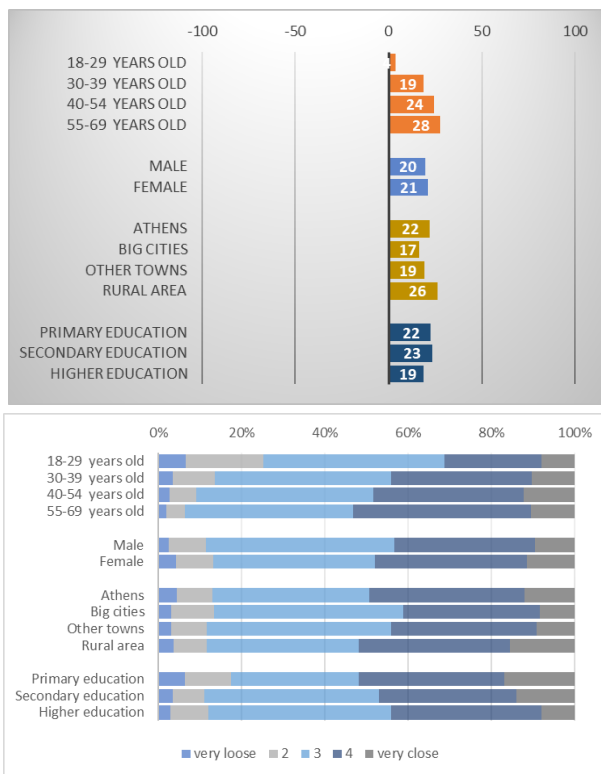


of the 40-54 and the 55-69 years old, by sex the women, by township, the people who live in Athens and the rural area, by the level of education, the primary and secondary educated people rated above the Greek average.

### How strong do you think the relationship between China and your country?

Average value: -100-very loose; +100-very close

(distribution of answers %)

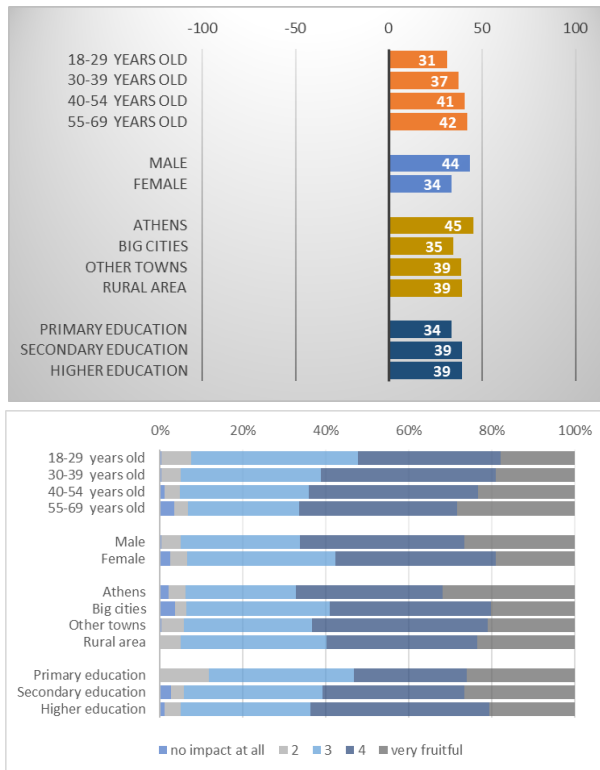


Source: GKI - China-CEE Institute Nonprofit Ltd. survey

The Greek consider the possible impact of the New Silk Road Initiative in the next 5 years very positive (+39 vs. +41 in 2018), which is above to the CEE 16 + EL average (+17), and which means the 2<sup>nd</sup> place in rankings of the CEE 16 + EL countries. By age groups, the representatives of the 40-54 and 55-69 years old, by sex the men, by township, the people who live in Athens rated above the Greek average.

**How do you consider the possible impact of the New Silk Road Initiative in the next 5 years, which aims to strengthen trade and economic relations between China and your country?**

Average value: -100-no impact; +100-very fruitful  
(distribution of answers %)

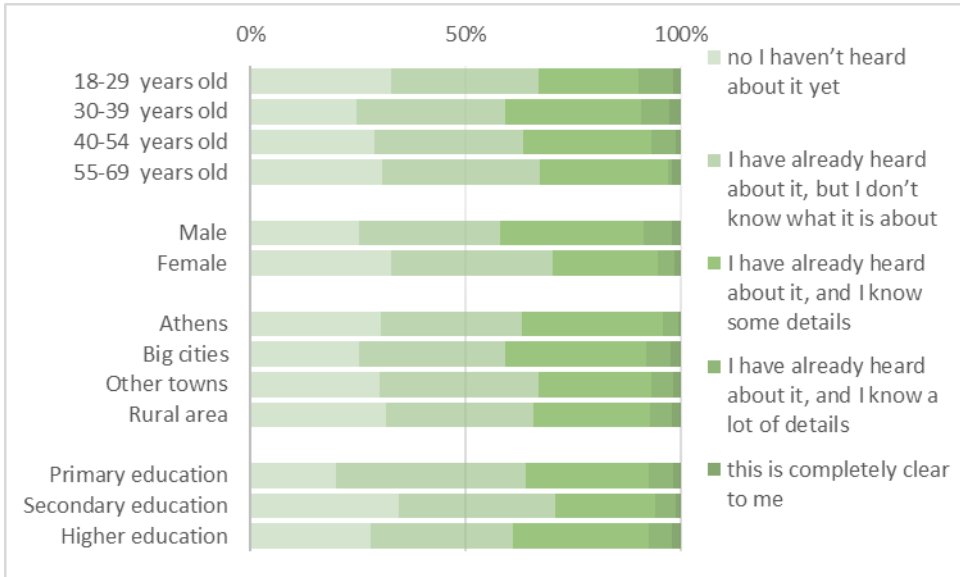


Source: GKI - China-CEE Institute Nonprofit Ltd. survey

29% of the Greek hasn't heard about the cooperation between China and the Central and Eastern European countries (16+1). Out of the remaining 71% (furthermore it is considered as 100%), 49% has already heard about it, but doesn't know what it is about, while 41% knows some, 7% a lot of details, and 3% indicated that it is completely clear to him/her.

## Have you ever heard about the cooperation between China and the Central and Eastern European countries (16+1)?

(distribution of answers %)



Source: GKI - China-CEE Institute Nonprofit Ltd. survey

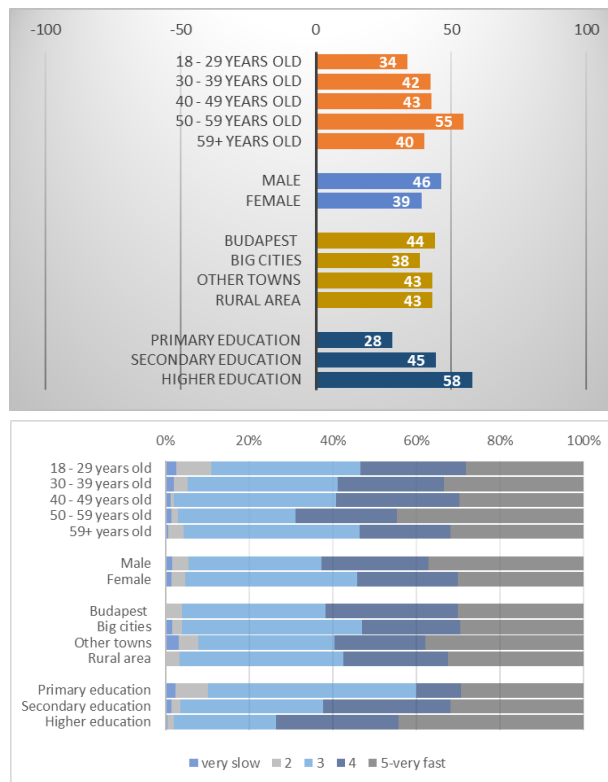
## Hungary

Inhabitants of Hungary evaluate China's economic development - on the scale of -100 and +100 - in the last 2 years fast (+42), faster than in last year (+38), but a bit slower than the CEE 16 + EL average (+43), which means the 10<sup>th</sup> place in rankings of the CEE 16 + EL countries. By age groups, the 40-49 and the 50-59 years old, by sex, the men, by township, the people who live in Budapest, other towns and the rural area, by the level of education, the secondary and the higher educated people rated above the Hungarian average.

### How do you evaluate China's economic development in the last 2 years?

Average value: -100-very slow; +100-very fast

(distribution of answers %)



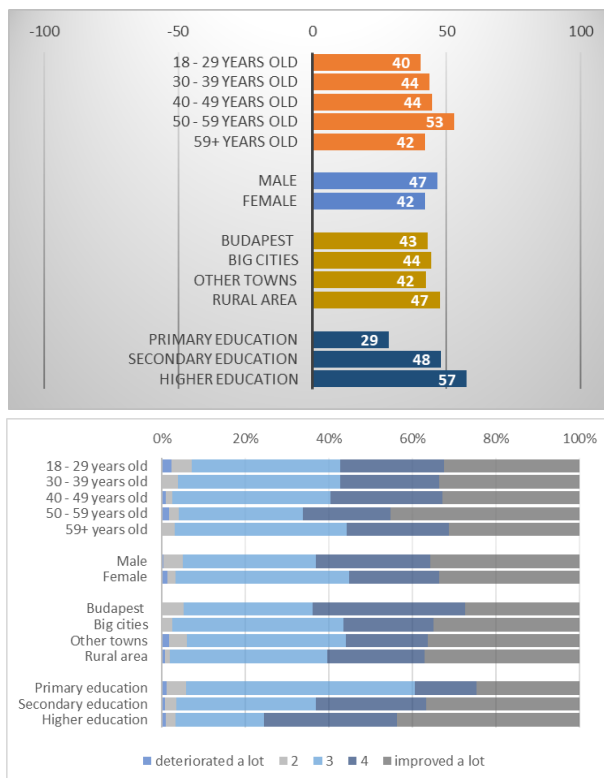
Source: GKI - China-CEE Institute Nonprofit Ltd. survey

By the opinion of the Hungarian people China's importance in the world improved over the last 5 years (+44, which is better value than the +43 in 2018), which is a bit under the CEE 16 + EL average (+45), and which is the 10<sup>th</sup> place in rankings of the CEE 16 + EL countries. By age groups, the 50-59 years old, by sex, the men, by township, the people who live in rural area, by the level of education, the secondary and the higher educated people rated above the Hungarian average.

### How has China's importance in the world changed over the last 5 years?

Average value: -100- deteriorated a lot; +100- improved a lot

(distribution of answers %)



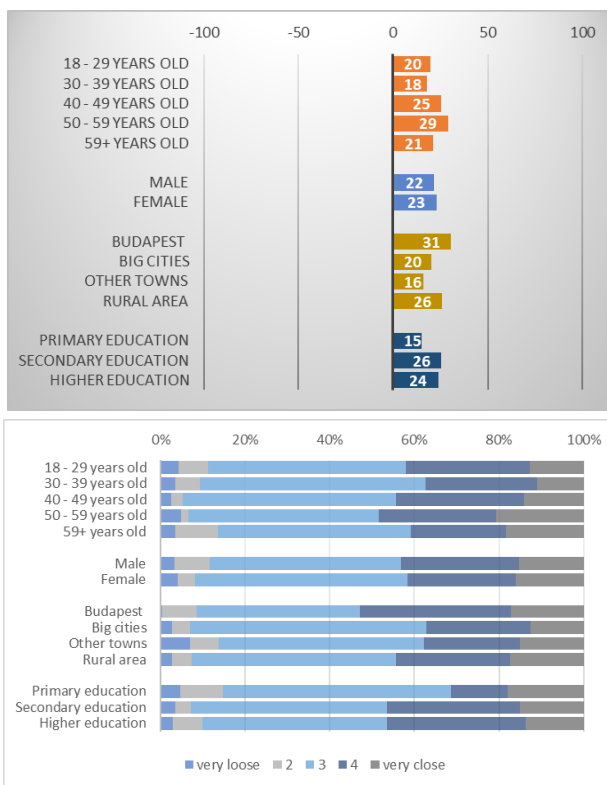
Source: GKI - China-CEE Institute Nonprofit Ltd. survey

Inhabitants of Hungary evaluate the relationship between China and Hungary - on the scale of -100 and +100 - close (+22), but a bit less than in 2018 (+23). This value is above the CEE 16 + EL average (+3), and it means the 3<sup>rd</sup> place in rankings of the CEE 16 + EL countries. By age groups, the 40-49 and the 50-59 years old, by sex, the women, by township, the most the people who live in Budapest and in rural area, by the level of education the secondary and higher educated people rated above the Hungarian average.

### How strong do you think the relationship between China and your country?

Average value: -100-very loose; +100-very close

(distribution of answers %)

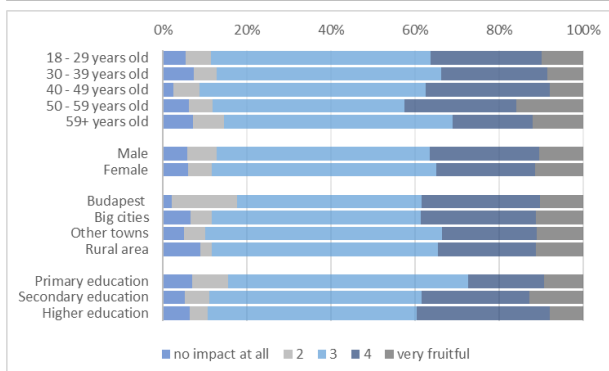
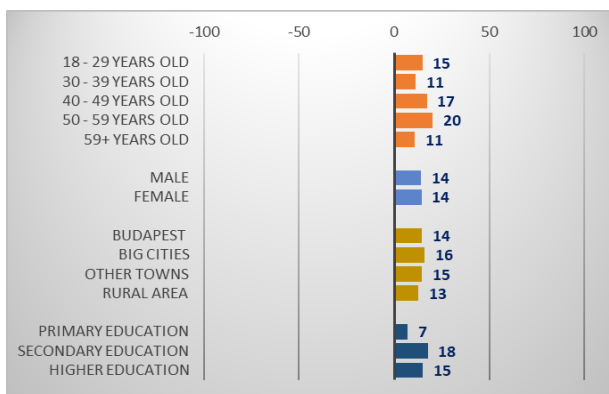


Source: GKI - China-CEE Institute Nonprofit Ltd. survey

Hungarians consider the possible impact of the New Silk Road Initiative - which aims to strengthen trade and economic relations between China and Hungary - in the next 5 years positive (+14), more positive than in 2018 (+10). On the other hand, this value is still under the CEE 16 + EL average (+17) and means the 10<sup>th</sup> place in rankings of the CEE 16 countries. By age groups, the 18-29, the 40-49 and the 50-59 years old group, by township, the people who live in big cities and in other towns, by the level of education, the secondary and the higher educated people rated above the Hungarian average.

**How do you consider the possible impact of the New Silk Road Initiative in the next 5 years, which aims to strengthen trade and economic relations between China and your country?**

Average value: -100-no impact; +100-very fruitful  
(distribution of answers %)

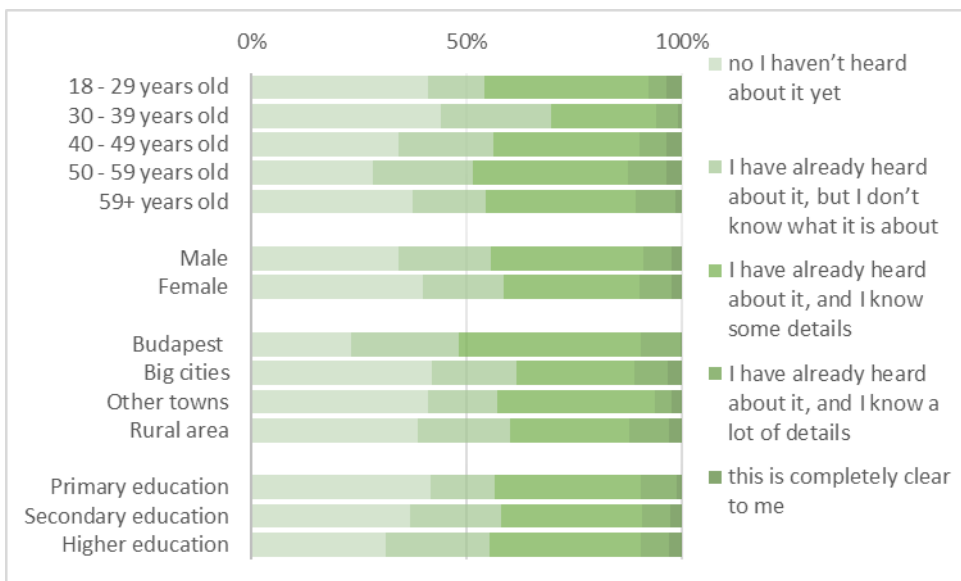


Source: GKI - China-CEE Institute Nonprofit Ltd. survey

37% of the Hungarians hasn't heard about the cooperation between China and the Central and Eastern European countries (16+1), in which Hungary participates (in 2018 this proportion was 45%). Out of the remaining 63% (furthermore it is considered as 100%), 32% has already heard about it, but doesn't know what it is about, while 52% knows some, 11% a lot of details, and 5% indicated that it is completely clear to him/her (the latter was 4% in 2018).

**Have you ever heard about the cooperation between China and the Central and Eastern European countries (16+1), in which your country participates?**

(distribution of answers %)



Source: GKI - China-CEE Institute Nonprofit Ltd. survey

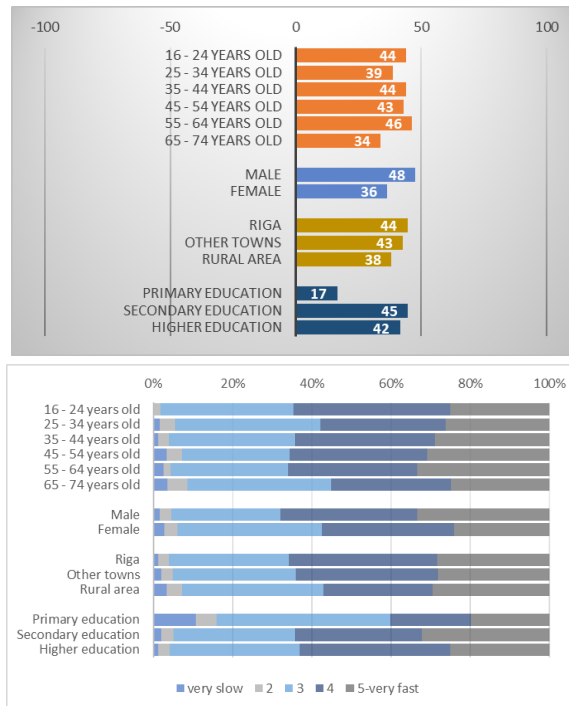


## Latvia

Inhabitants of Latvia evaluate China’s economic development - on the scale of -100 and +100 - in the last 2 years fast (+42), faster than in 2018 (+39), but a bit slower than the CEE 16 + EL average (+43), which means the 9<sup>th</sup> place in rankings of the CEE 16 + EL countries. By age groups, the representatives of the 16-24, the 35-44 and the 55-64 years old, by sex, the men, by township, the people who live in Riga and in other towns, by the level of education, the secondary and the higher educated people rated above the Latvian average.

### How do you evaluate China’s economic development in the last 2 years?

Average value: -100-very slow; +100-very fast  
(distribution of answers %)



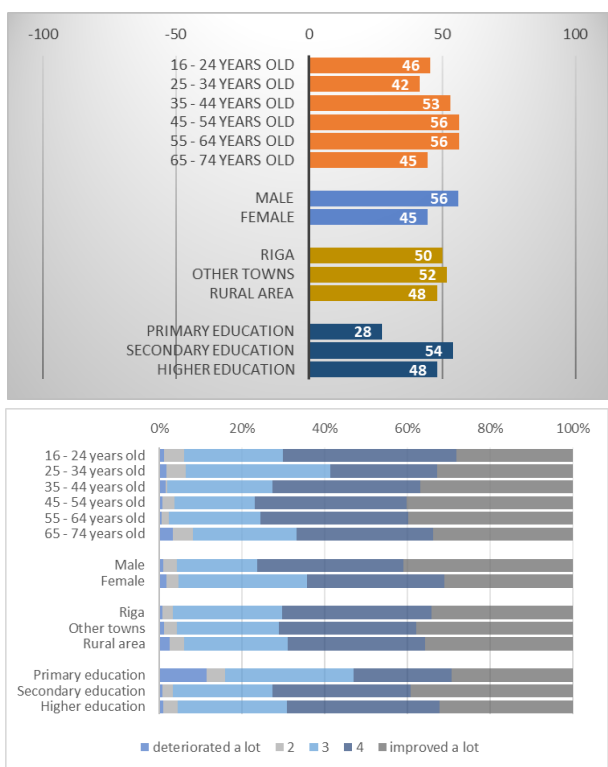
Source: GKI - China-CEE Institute Nonprofit Ltd. survey

By the opinion of the Latvian people China's importance in the world improved over the last 5 years (+50), which is above the 2018 value (+44) and the CEE 16 + EL average (+45), and which is the 8<sup>th</sup> place in rankings of the CEE 16 + EL countries. By age groups, the representatives of the 35-44, the 45-54 and the 55-64 years old, by sex the men, by township, the people who live in other towns, by the level of education, the secondary and the higher educated people rated above the Latvian average.

### How has China's importance in the world changed over the last 5 years?

Average value: -100- deteriorated a lot; +100- improved a lot

(distribution of answers %)



Source: GKI - China-CEE Institute Nonprofit Ltd. survey

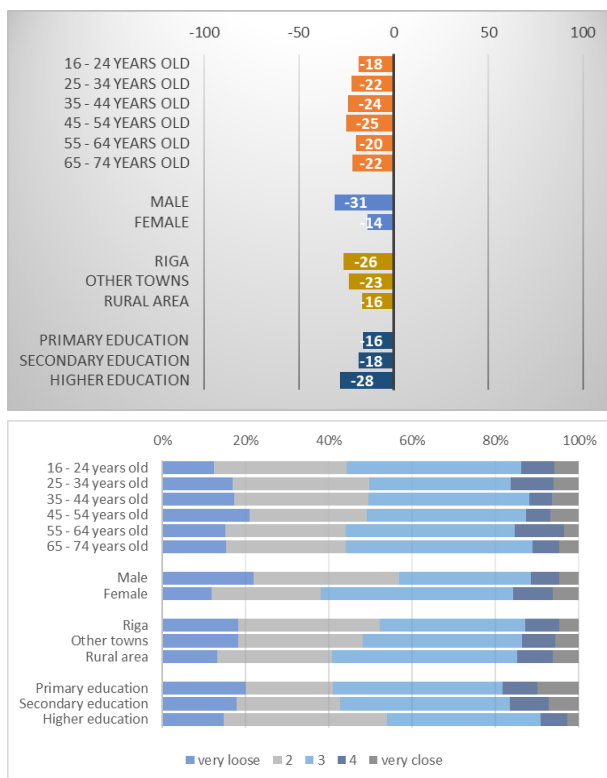
Inhabitants of Latvia evaluate the relationship between China and Latvia - on the scale of -100 and +100 - loose (-22 vs. -23 in 2018). This value is under the CEE 16 + EL average (+3), and it means the 16<sup>th</sup> place in rankings

of the CEE 16 + EL countries. By age groups, those between the 35-44 and 45-54 years, by sex, the men, by township, the people who live in Riga and other towns, by the level of education, the higher educated people rated under the Latvian average.

### How strong do you think the relationship between China and your country?

Average value: -100-very loose; +100-very close

(distribution of answers %)



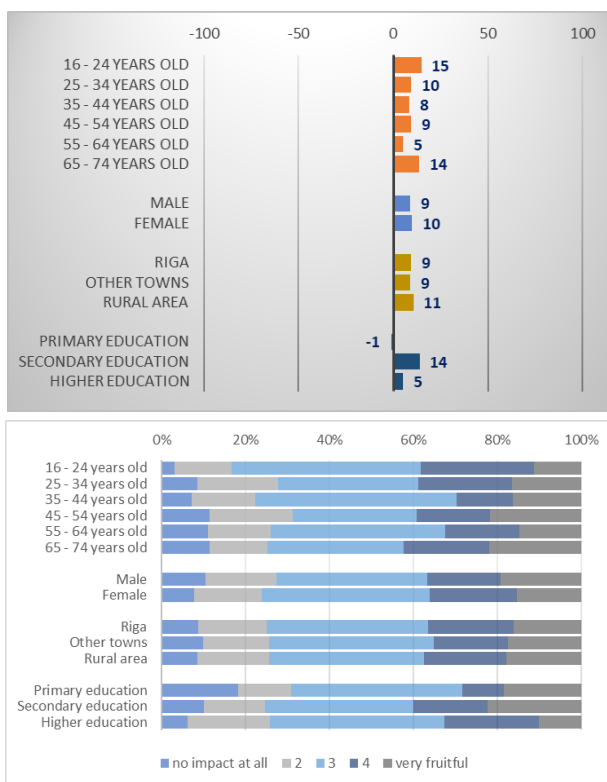
Source: GKI - China-CEE Institute Nonprofit Ltd. survey

Latvians consider the possible impact of the New Silk Road Initiative - which aims to strengthen trade and economic relations between China and Latvia - in the next 5 years positive (+10 vs. +8 in 2018). On the other hand, this value is under the CEE 16 + EL average (+17) and means the 12<sup>th</sup> place in rankings of the CEE 16 + EL countries. By age groups, the 16-24 and the 65-74 years old, by sex, the women, by township, the people who live

in the rural area, by the level of education, the secondary educated people rated above the Latvian average.

**How do you consider the possible impact of the New Silk Road Initiative in the next 5 years, which aims to strengthen trade and economic relations between China and your country?**

Average value: -100-no impact; +100-very fruitful  
(distribution of answers %)

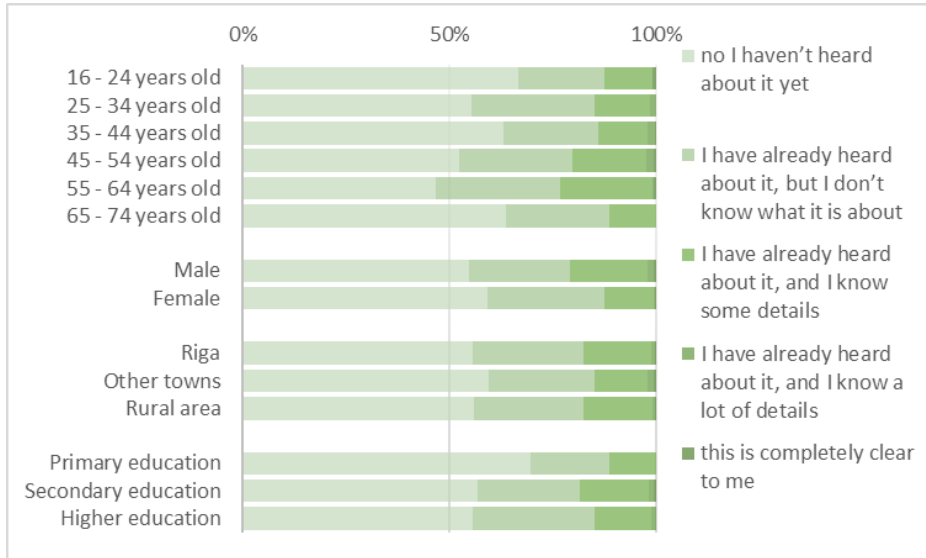


Source: GKI - China-CEE Institute Nonprofit Ltd. survey

57% of the Latvians hasn't heard about the cooperation between China and the Central and Eastern European countries (16+1), in which Latvia participates. Out of the remaining 43% (furthermore it is considered as 100%), 63% has already heard about it, but doesn't know what it is about, while 35% knows some, 2% a lot of details, and nobody indicated that it is completely clear to him/her.

**Have you ever heard about the cooperation between China and the Central and Eastern European countries (16+1), in which your country participates?**

(distribution of answers %)



Source: GKI - China-CEE Institute Nonprofit Ltd. survey

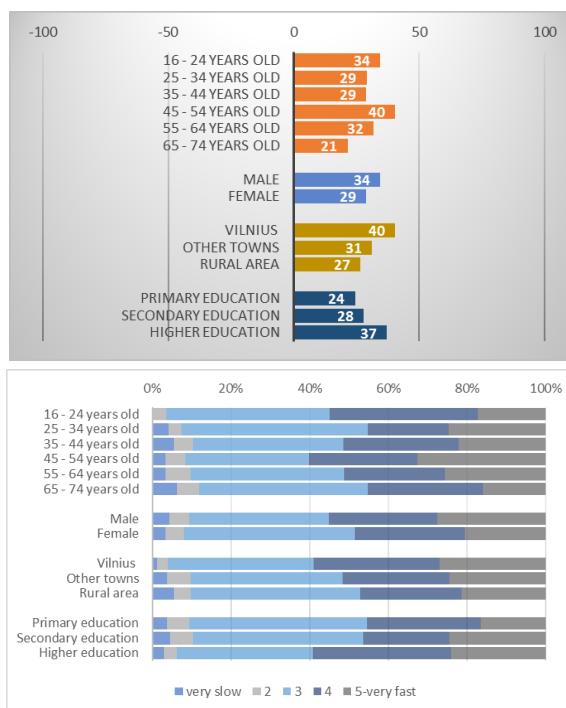
## Lithuania

Inhabitants of Lithuania evaluate China's economic development - on the scale of -100 and +100 - in the last 2 years fast (+31), slower than in 2018 (+34), and slower than the CEE 16 + EL average (+43), which means the 15<sup>th</sup> place in rankings of the CEE 16 + EL countries. By age groups, the representatives of the 16-24, the 45-54 and the 55-64 years old, by sex, the men, by township, the people who live in Vilnius, by the level of education, the higher educated people rated above the Lithuanian average.

### How do you evaluate China's economic development in the last 2 years?

Average value: -100-very slow; +100-very fast

(distribution of answers %)



Source: GKI - China-CEE Institute Nonprofit Ltd. survey

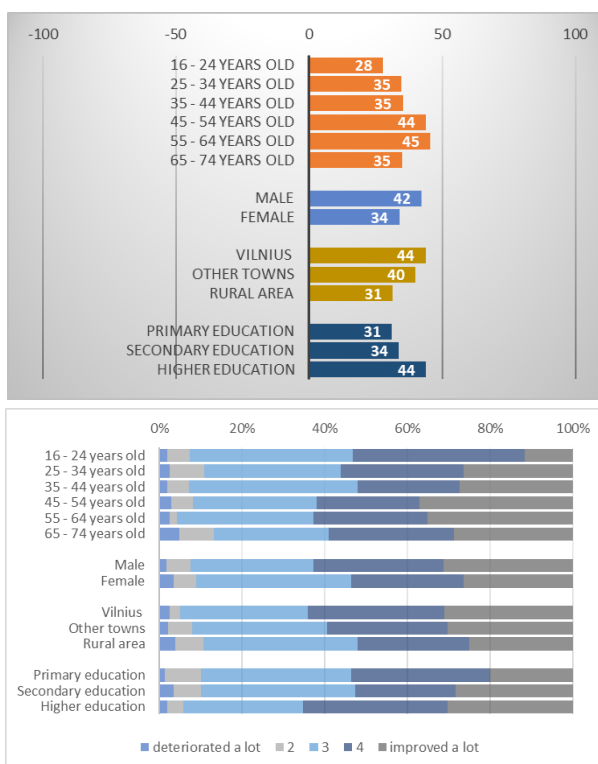
By the opinion of the Lithuanian people China's importance in the world improved over the last 5 years (+38 vs. +36 in 2018), which is under the

CEE 16 + EL average (+45), and which is the 12<sup>th</sup> place in rankings of the CEE 16 + EL countries. By age groups, the representatives of the 45-54 and the 55-64 years old, by sex, the men, by township, the people who live in Vilnius and other towns, by the level of education, the higher educated people rated above the Lithuanian average.

### How has China's importance in the world changed over the last 5 years?

Average value: -100- deteriorated a lot; +100- improved a lot

(distribution of answers %)



Source: GKI - China-CEE Institute Nonprofit Ltd. survey

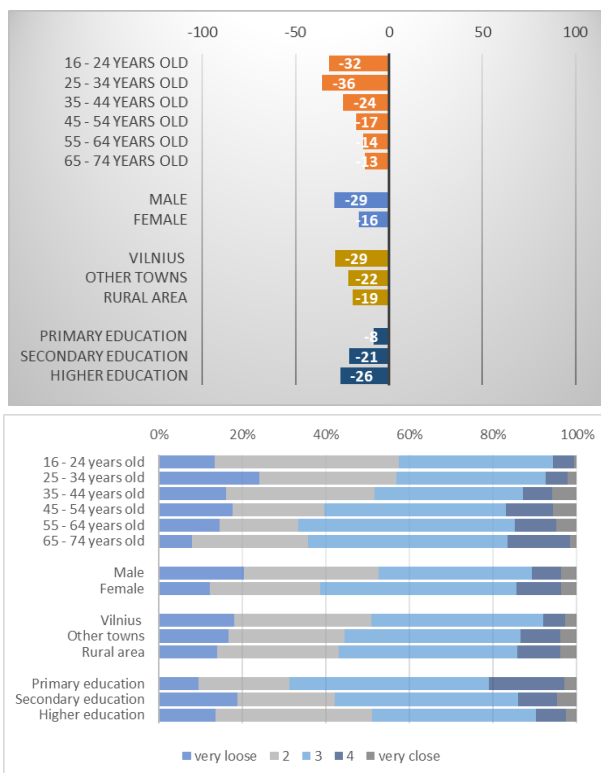
Inhabitants of Lithuania evaluate the relationship between China and Lithuania - on the scale of -100 and +100 - loose (-22), which is under than in 2018 (-21). This value is under the CEE 16 + EL average (+3), and it means the 15<sup>th</sup> place in rankings of the CEE 16 + EL countries. By age groups, the most the 16-24 and the 25-34 years old, by sex, the men, by

township, the people who live in Vilnius, by the level of education, the higher educated people rated under the Lithuanian average.

### How strong do you think the relationship between China and your country?

Average value: -100-very loose; +100-very close

(distribution of answers %)



Source: GKI - China-CEE Institute Nonprofit Ltd. survey

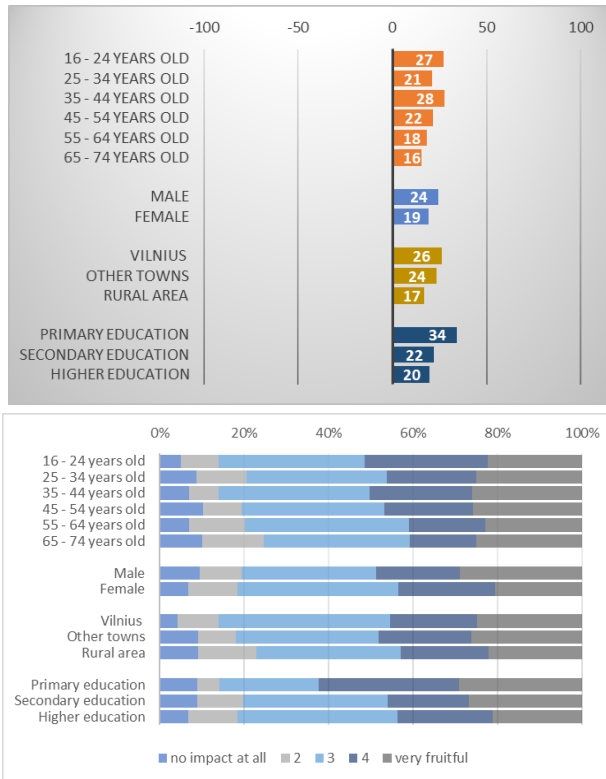
Lithuanians consider the possible impact of the New Silk Road Initiative - which aims to strengthen trade and economic relations between China and Lithuania - in the next 5 years very positive (+22), which means a decrease compared to 2018 (+30). On the other hand, this value is above the CEE 16 + EL average (+17) and means the 6<sup>th</sup> place in rankings of the CEE 16 + EL countries. By age groups, the 16-24 and the 35-44 years old, by sex the men, by township the people who live in Vilnius and in other towns, by the



level of education, the primary educated people rated above the Lithuanian average.

**How do you consider the possible impact of the New Silk Road Initiative in the next 5 years, which aims to strengthen trade and economic relations between China and your country?**

Average value: -100-no impact; +100-very fruitful  
(distribution of answers %)

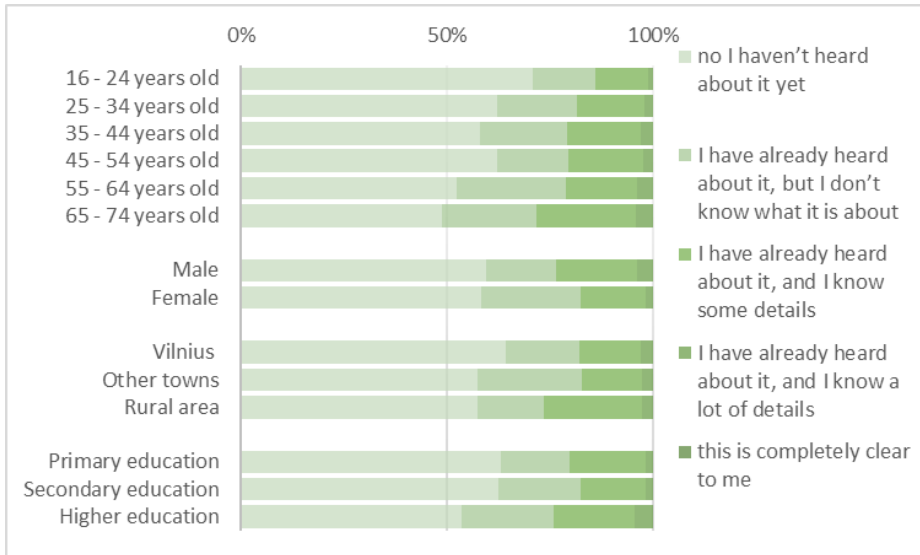


Source: GKI - China-CEE Institute Nonprofit Ltd. survey

59% of the Lithuanians hasn't heard about the cooperation between China and the Central and Eastern European countries (16+1), in which Lithuania participates. Out of the remaining 41% (furthermore it is considered as 100%), 49% has already heard about it, but doesn't know what it is about, while 44% knows some, 7% a lot of details, but nobody indicated that it is completely clear to him/her.

**Have you ever heard about the cooperation between China and the Central and Eastern European countries (16+1), in which your country participates?**

(distribution of answers %)



Source: GKI - China-CEE Institute Nonprofit Ltd. survey

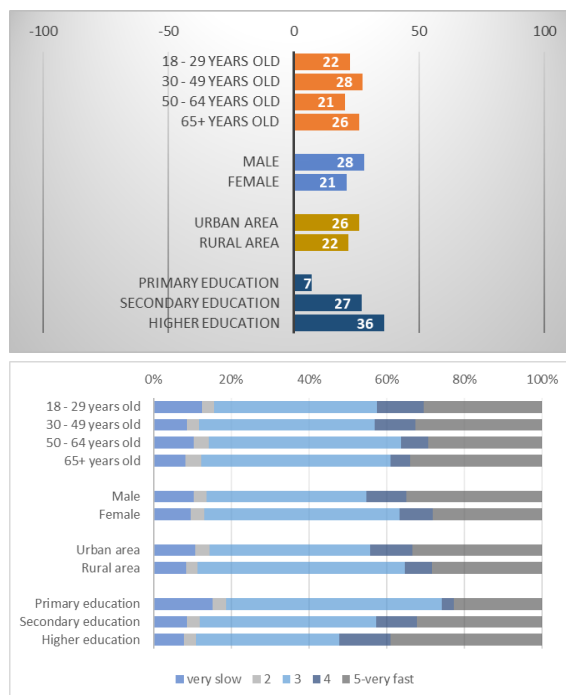
## North Macedonia

Inhabitants of North Macedonia evaluate China's economic development - on the scale of -100 and +100 - in the last 2 years fast (+25), but a bit slower than in 2018 (+26), and slower than the CEE 16 + EL average (+43), which means the 16<sup>th</sup> place in rankings of the CEE 16 + EL countries. By age groups, the representatives of the 30-49 and the 65+ years old, by sex, the men, by township, the people who live in urban area, by the level of education, the secondary and the higher educated people rated above the North Macedonian average.

### How do you evaluate China's economic development in the last 2 years?

Average value: -100-very slow; +100-very fast

(distribution of answers %)



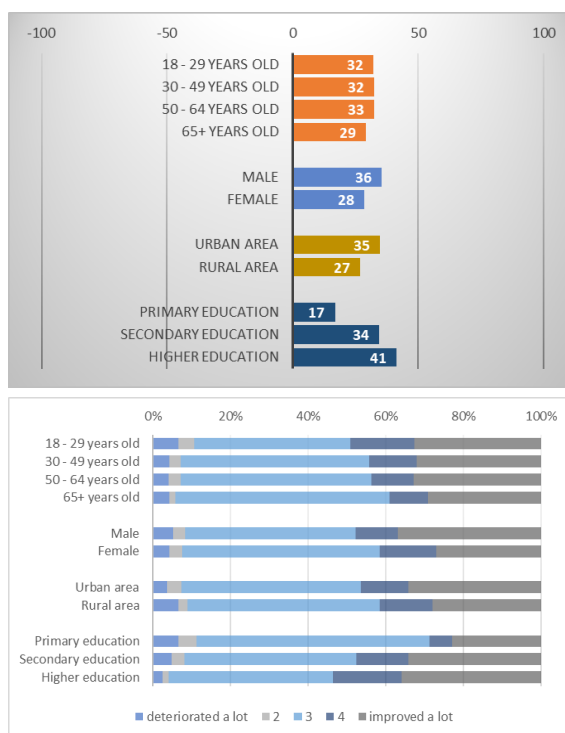
Source: GKI - China-CEE Institute Nonprofit Ltd. survey

By the opinion of the North Macedonian people China's importance in the world improved over the last 5 years (+32 vs. +34 in 2018), which is under the CEE 16 + EL average (+45), and which is the 15<sup>th</sup> place in rankings of the CEE 16 + EL countries. By age groups, the representatives of the 50-64 years old, by sex, the men, by township, the people who live in urban area, by the level of education, the secondary and the higher educated people rated above the North Macedonian average.

### How has China's importance in the world changed over the last 5 years?

Average value: -100- deteriorated a lot; +100- improved a lot

(distribution of answers %)



Source: GKI - China-CEE Institute Nonprofit Ltd. survey

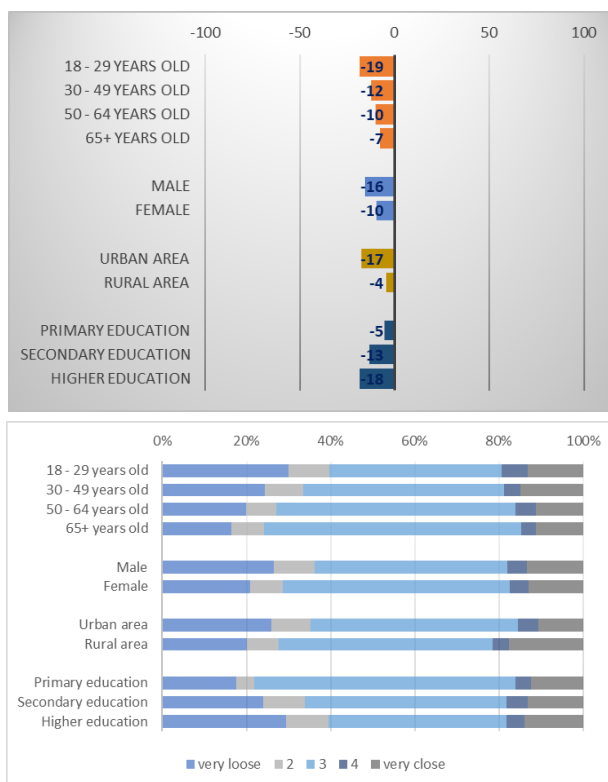
Inhabitants of North Macedonia evaluate the relationship between China and North Macedonia - on the scale of -100 and +100 – rather loose (-13 vs. -15 in 2018). This value is under the CEE 16 + EL average (+3), and it means the 14<sup>th</sup> place in rankings of the CEE 16 + EL countries. By age

groups, the representatives of the 18-29 years old, by sex, the men, by township, the people who live in urban area, by the level of education, the higher educated people rated under the North Macedonian average.

### How strong do you think the relationship between China and your country?

Average value: -100-very loose; +100-very close

(distribution of answers %)



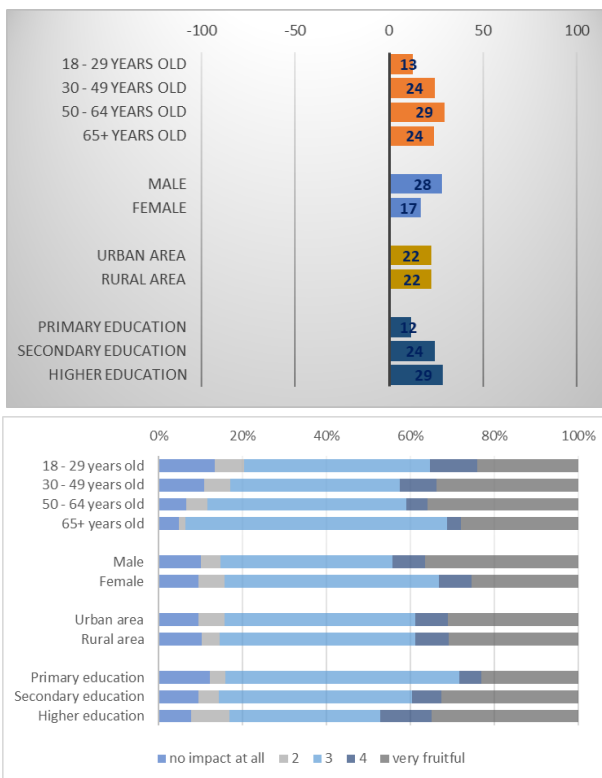
Source: GKI - China-CEE Institute Nonprofit Ltd. survey

North Macedonian consider the possible impact of the New Silk Road Initiative - which aims to strengthen trade and economic relations between China and North Macedonia - in the next 5 years positive (+22), a bit better than in 2018 (+18). On the other hand, this value is above the CEE 16 + EL average (+17) and means the 7<sup>th</sup> place in rankings of the CEE 16 + EL countries. By age groups, the representatives of the 30-49, the 50-64 and

the 65+ years, by sex, the men, by the level of education, the secondary and higher educated people rated above the North Macedonian average.

**How do you consider the possible impact of the New Silk Road Initiative in the next 5 years, which aims to strengthen trade and economic relations between China and your country?**

Average value: -100-no impact; +100-very fruitful  
(distribution of answers %)

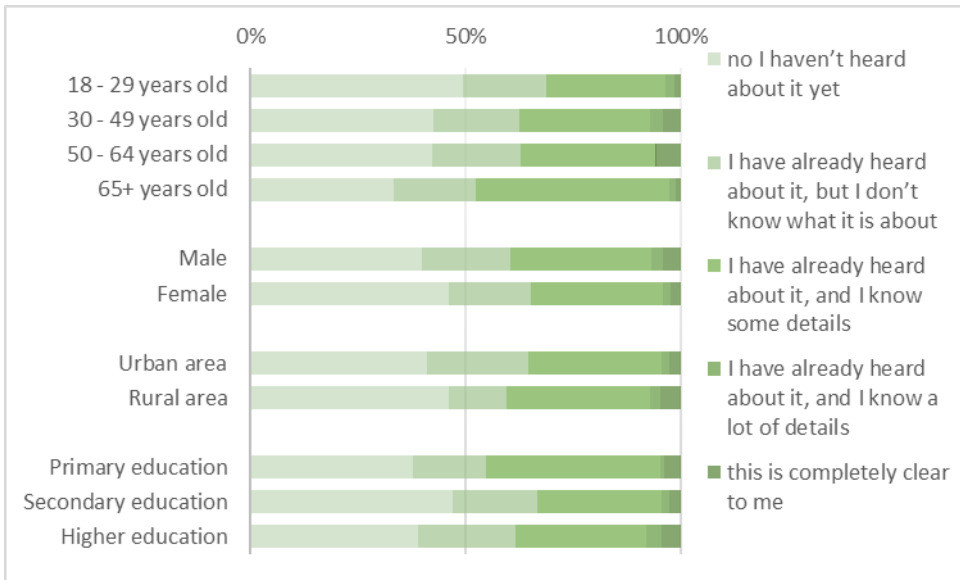


Source: GKI - China-CEE Institute Nonprofit Ltd. survey

43% of the North Macedonian people hasn't heard about the cooperation between China and the Central and Eastern European countries (16+1), in which North Macedonia participates. Out of the remaining 57% (furthermore it is considered as 100%), 35% has already heard about it, but doesn't know what it is about, while 56% knows some, 4% a lot of details, and 5% indicated that it is completely clear to him/her.

**Have you ever heard about the cooperation between China and the Central and Eastern European countries (16+1), in which your country participates?**

(distribution of answers %)



Source: GKI - China-CEE Institute Nonprofit Ltd. survey

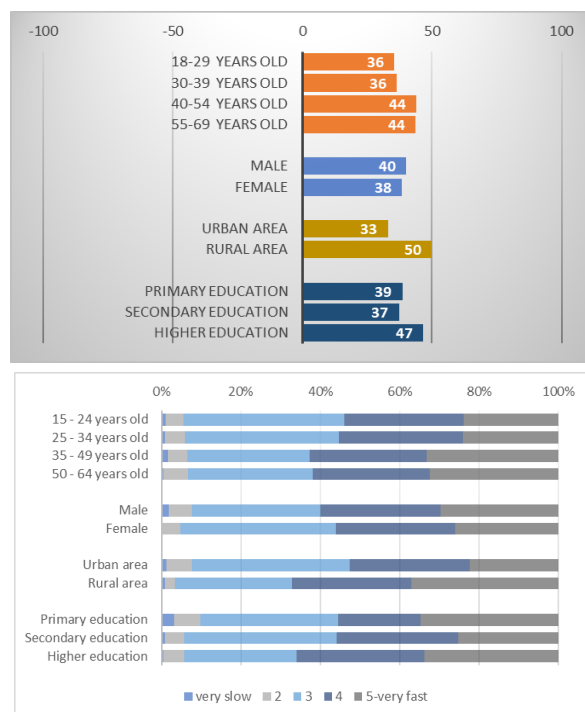
## Montenegro

Inhabitants of Montenegro evaluate China's economic development - on the scale of -100 and +100 - in the last 2 years fast (+39), slower than in 2018 (+46), and slower than the CEE 16 + EL average (+43), which means the 11<sup>th</sup> place in rankings of the CEE 16 + EL countries. By age groups, the representatives of the 40-54 and 55-69 years old, by sex, the men, by township, the people who live in rural area, by the level of education, the higher educated people rated above the Montenegrin average.

### How do you evaluate China's economic development in the last 2 years?

Average value: -100-very slow; +100-very fast

(distribution of answers %)



Source: GKI - China-CEE Institute Nonprofit Ltd. survey

By the opinion of the Montenegrin people China's importance in the world improved over the last 5 years (+41 vs. +45 in 2018), which is under the

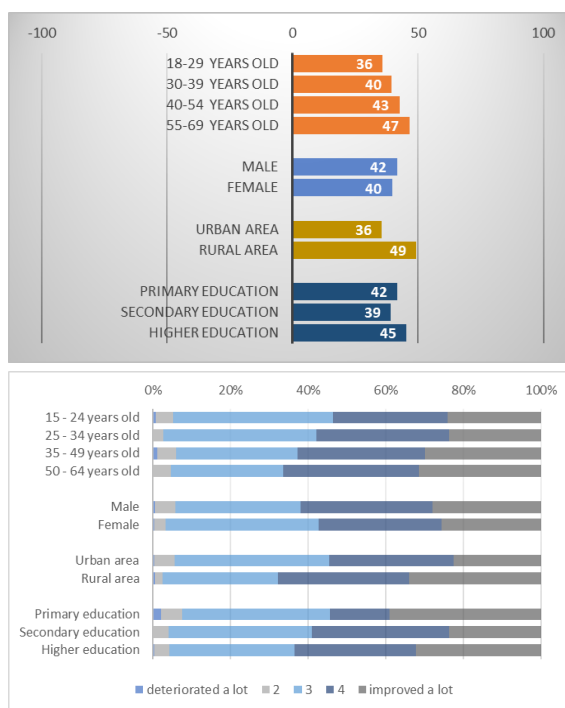


CEE 16 + EL average (+45), and which is the 11<sup>th</sup> place in rankings of the CEE 16 + EL countries. By age groups, the representatives of the 40-54 and the 55-69 years old, by sex, the men, by township, the people who live in rural area, by the level of education, the higher educated people rated above the Montenegrin average.

### How has China's importance in the world changed over the last 5 years?

Average value: -100- deteriorated a lot; +100- improved a lot

(distribution of answers %)



Source: GKI - China-CEE Institute Nonprofit Ltd. survey

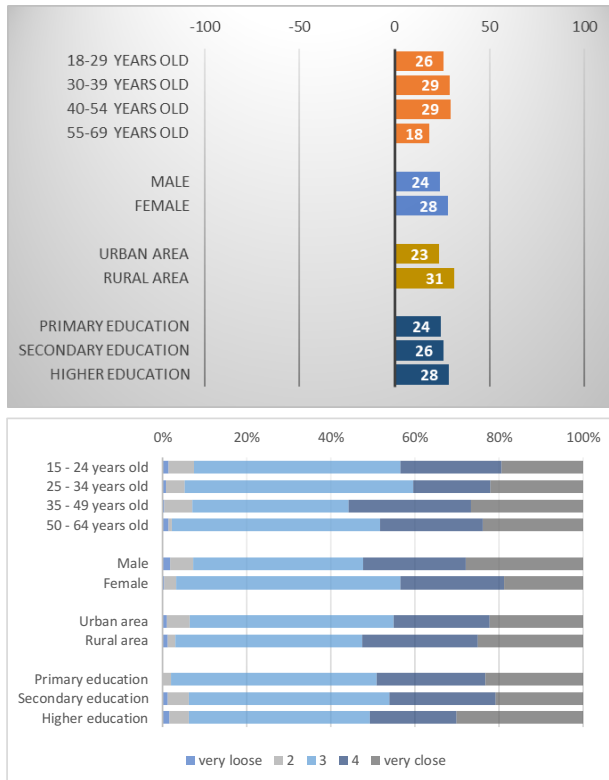
Inhabitants of Montenegro evaluate the relationship between China and Montenegro - on the scale of -100 and +100 - close (+26), but less than in 2018 (+32). This value is above the CEE 16 + EL average (+3), and it means the 2<sup>nd</sup> place in rankings of the CEE 16 + EL countries. By age groups, the representatives of the 30-39 and 40-54 years old, by sex, the women, by township, the people who live in rural area, by the level of

education, the higher educated people rated above the Montenegrin average.

### How strong do you think the relationship between China and your country?

Average value: -100-very loose; +100-very close

(distribution of answers %)



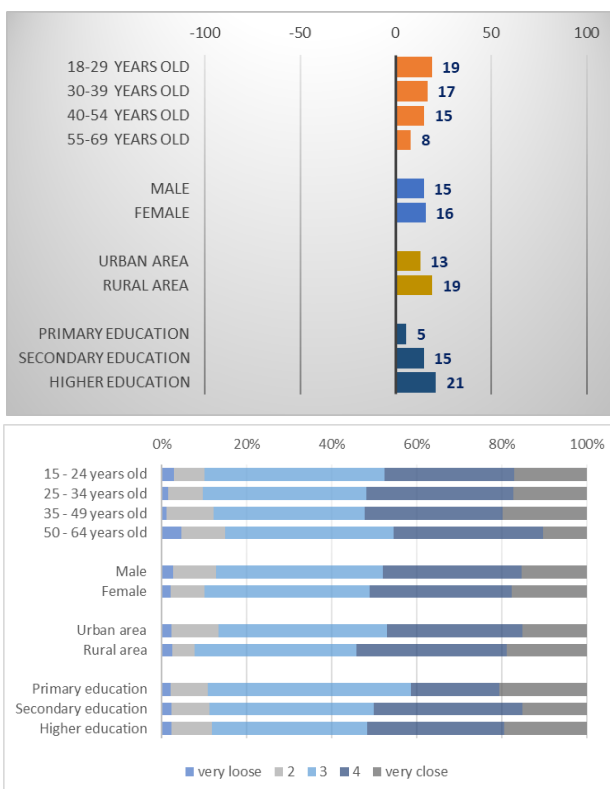
Source: GKI - China-CEE Institute Nonprofit Ltd. survey

Montenegrin consider the possible impact of the New Silk Road Initiative - which aims to strengthen trade and economic relations between China and Montenegro - in the next 5 years positive (+15), which means no change over 2018. On the other hand, this value is just under the CEE 16 + EL average (+17) and means the 8<sup>th</sup> place in rankings of the CEE 16 + EL countries. By age groups, the representatives of the 15-29 and the 30-39 years old, by sex the women, by township, the people who live in rural area,

by the level of education, the higher educated people rated above the Montenegrin average.

**How do you consider the possible impact of the New Silk Road Initiative in the next 5 years, which aims to strengthen trade and economic relations between China and your country?**

Average value: -100-no impact; +100-very fruitful  
(distribution of answers %)



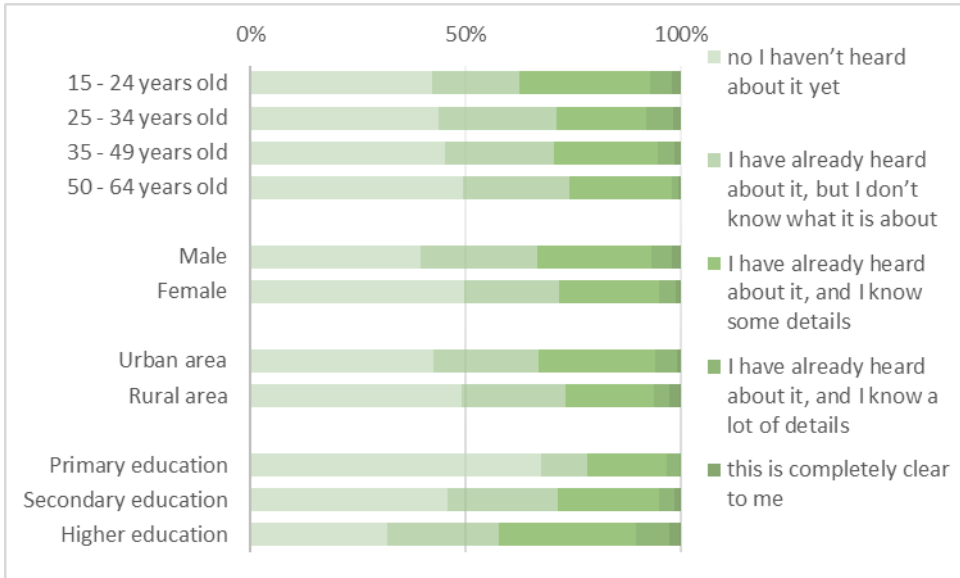
Source: GKI - China-CEE Institute Nonprofit Ltd. survey

45% of the Montenegrins hasn't heard about the cooperation between China and the Central and Eastern European countries (16+1), in which Montenegro participates. Out of the remaining 55% (furthermore it is considered as 100%), 35% has already heard about it, but doesn't know

what it is about, while 55% knows some, 9% a lot of details, and only 2% indicated that it is completely clear to him/her.

**Have you ever heard about the cooperation between China and the Central and Eastern European countries (16+1), in which your country participates?**

(distribution of answers %)



Source: GKI - China-CEE Institute Nonprofit Ltd. survey

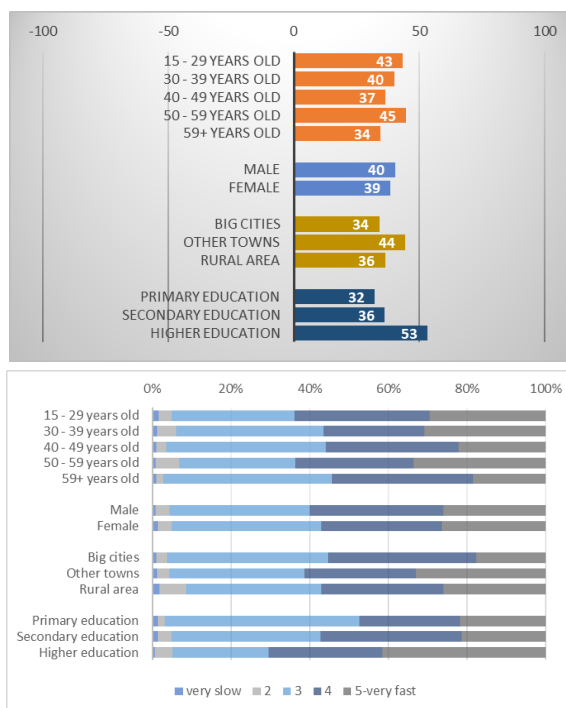
## Poland

Inhabitants of Poland evaluate China's economic development - on the scale of -100 and +100 - in the last 2 years fast (+39), a bit faster than last year (+38), but slower than the CEE 16 + EL average (+43), which means the 12<sup>th</sup> place in rankings of the CEE 16 + EL countries. By age groups, the representatives of the 15-29, the 30-39 and the 50-59 years old, by sex, the men, by township, the people who live in other towns, by the level of education, the higher educated people rated above the Polish average.

### How do you evaluate China's economic development in the last 2 years?

Average value: -100-very slow; +100-very fast

(distribution of answers %)



Source: GKI - China-CEE Institute Nonprofit Ltd. survey

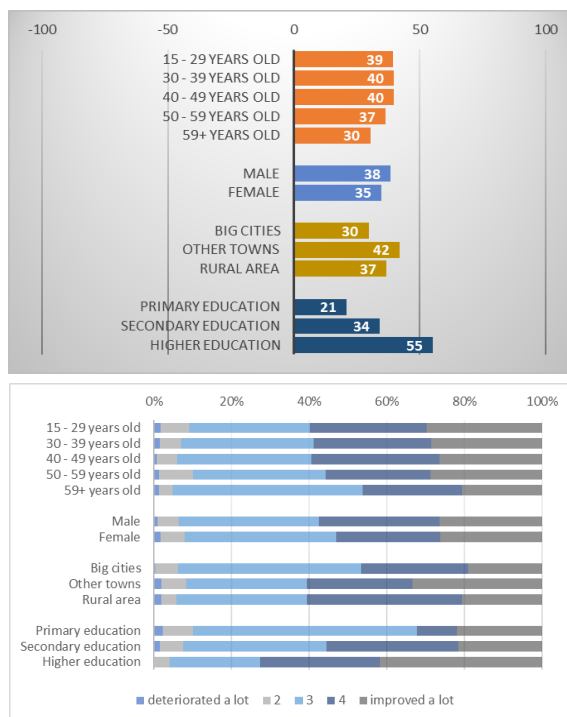
By the opinion of the Polish people China's importance in the world improved over the last 5 years (+36 vs. +34 in 2018), which is under the

CEE 16 + EL average (+45), and which is the 13<sup>th</sup> place in rankings of the CEE 16 + EL countries. By age groups, the most of the 30-39 and the 40-49 years old, by sex, the men, by township, the people who live in other towns and in the rural area, by the level of education, the higher educated people rated above the Polish average.

### How has China's importance in the world changed over the last 5 years?

Average value: -100- deteriorated a lot; +100- improved a lot

(distribution of answers %)



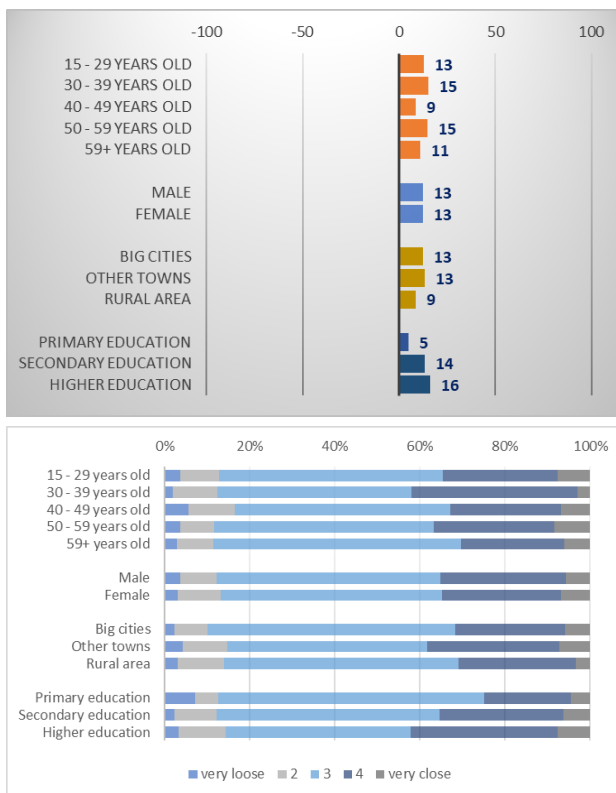
Source: GKI - China-CEE Institute Nonprofit Ltd. survey

Inhabitants of Poland evaluate the relationship between China and Poland - on the scale of -100 and +100 - close (+13 vs. +8 in 2018). This value is above the CEE 16 + EL average (+3), and it means the 5<sup>th</sup> place in rankings of the CEE 16 + EL countries. By age groups, the representatives of the 30-39 and the 50-59 years old, by the level of education, the secondary and higher educated people rated above the Polish average.

## How strong do you think the relationship between China and your country?

Average value: -100-very loose; +100-very close

(distribution of answers %)

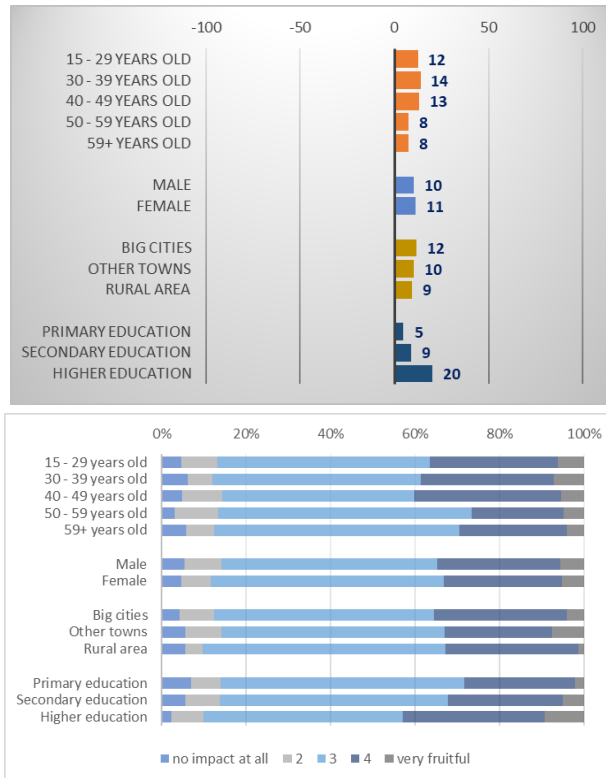


Source: GKI - China-CEE Institute Nonprofit Ltd. survey

Poles consider the possible impact of the New Silk Road Initiative - which aims to strengthen trade and economic relations between China and Poland - in the next 5 years positive (+11), but not as positive as in 2018 (+15). On the other hand, this value is under the CEE 16 + EL average (+17) and means the 11<sup>th</sup> place in rankings of the CEE 16 + EL countries. By age groups, the representatives of the 15-29, the 30-39 and the 40-49 years old, by sex, the women, by township, the people who live in big cities, by the level of education, the higher educated people rated above the Polish average.

**How do you consider the possible impact of the New Silk Road Initiative in the next 5 years, which aims to strengthen trade and economic relations between China and your country?**

Average value: -100-no impact; +100-very fruitful  
(distribution of answers %)



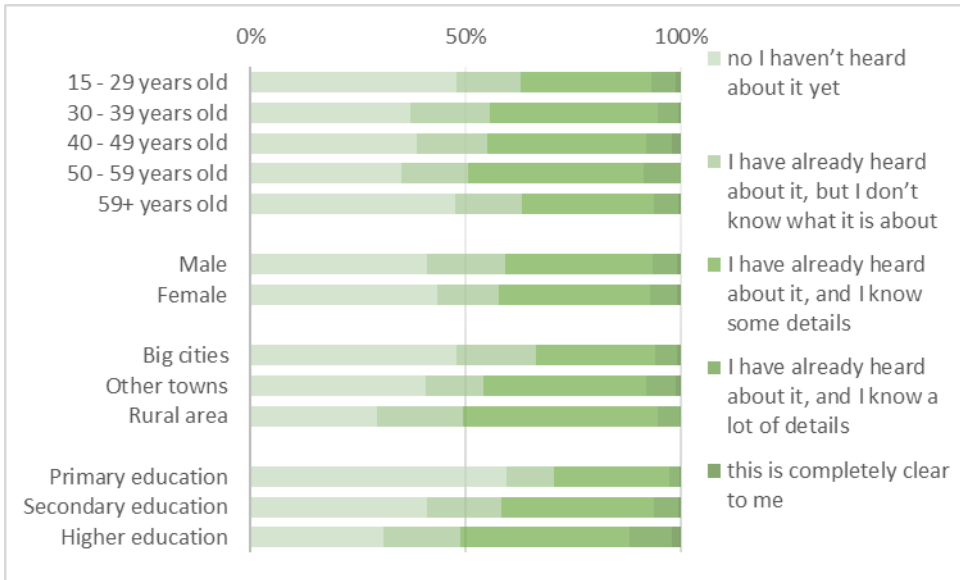
Source: GKI - China-CEE Institute Nonprofit Ltd. survey

42% of the Poles hasn't heard about the cooperation between China and the Central and Eastern European countries (16+1), in which Poland participates. Out of the remaining 58% (furthermore it is considered as 100%), 28% has already heard about it, but doesn't know what it is about, while 60% knows some, 10% a lot of details, and only 2% indicated that it is completely clear to him/her.



**Have you ever heard about the cooperation between China and the Central and Eastern European countries (16+1), in which your country participates?**

(distribution of answers %)



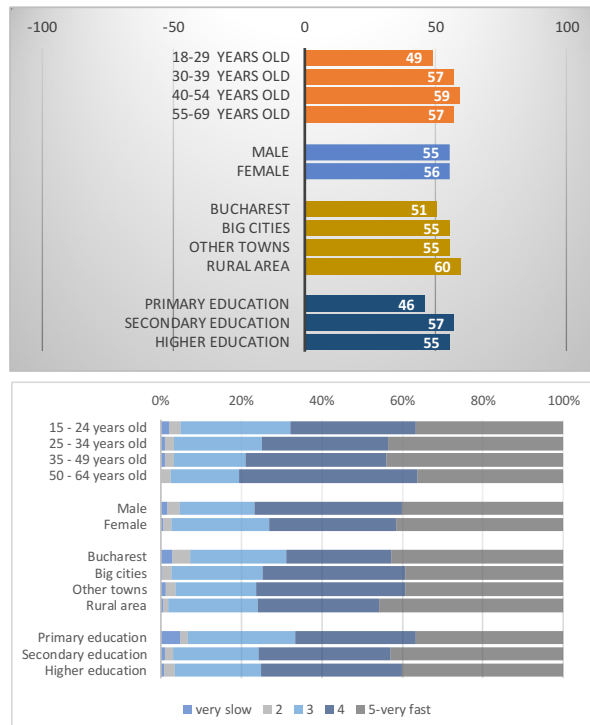
Source: GKI - China-CEE Institute Nonprofit Ltd. survey

## Romania

Inhabitants of Romania evaluate China's economic development - on the scale of -100 and +100 - in the last 2 years fast (+55), slower than in 2018, but much faster than the CEE 16 + EL average (+43), which means the 4<sup>th</sup> place in rankings of the CEE 16 + EL countries. By age groups, the representatives of the 30-39, the 40-54 and 55-69 years old, by sex, the women, by township, the people who live in rural area, by the level of education, the secondary educated people rated above the Romanian average.

### How do you evaluate China's economic development in the last 2 years?

Average value: -100-very slow; +100-very fast  
(distribution of answers %)



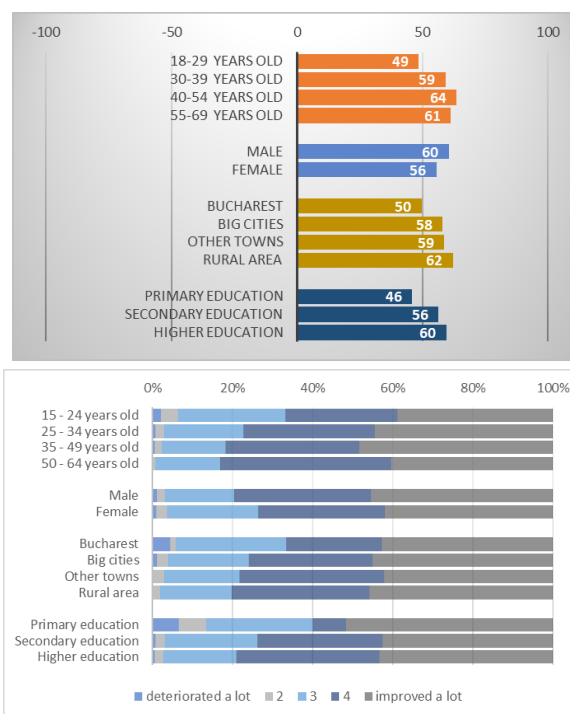
Source: GKI - China-CEE Institute Nonprofit Ltd. survey

By the opinion of the Romanian people, China's importance in the world improved over the last 5 years (+58 vs. +59 in 2018), which is above the CEE 16 + EL average (+45), and which is the 4<sup>th</sup> place in rankings of the CEE 16 + EL countries. By age groups, the representatives of the 30-39, the 40-54 and the 55-69 years old, by sex, the men, by township, the people who live in other towns and in the rural area, by the level of education, the higher educated people rated above the Romanian average.

### How has China's importance in the world changed over the last 5 years?

Average value: -100- deteriorated a lot; +100- improved a lot

(distribution of answers %)



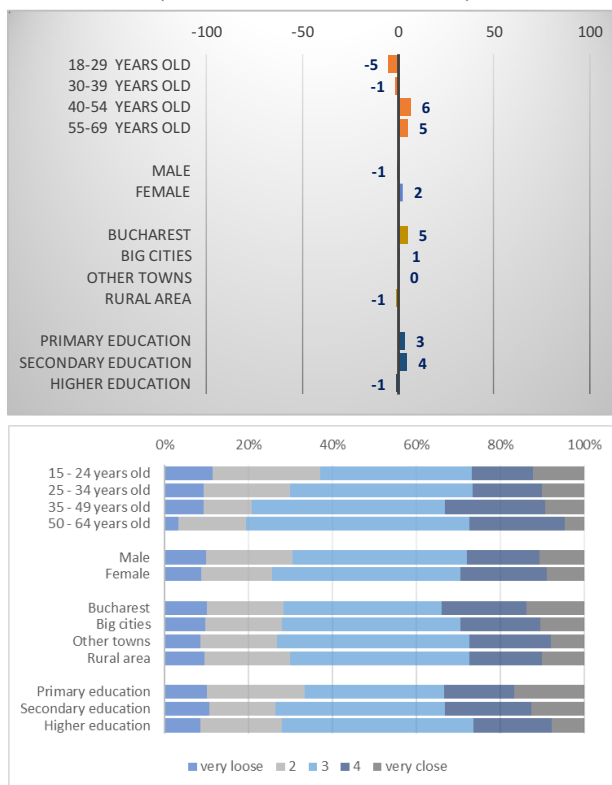
Source: GKI - China-CEE Institute Nonprofit Ltd. survey

Inhabitants of Romania evaluate the relationship between China and Romania - on the scale of -100 and +100 - neutral (+1 vs. +2 in 2018). This value is just under the CEE 16 + EL average (+3), and it means the 9<sup>th</sup> place in rankings of the CEE 16 + EL countries. By age groups, the

representatives of the 40-54 and the 55-69 years old, by sex, the women, by township, the people who live in Bucharest, by the level of education, the primary and secondary educated people rated above the Romanian average.

### How strong do you think the relationship between China and your country?

Average value: -100-very loose; +100-very close  
(distribution of answers %)



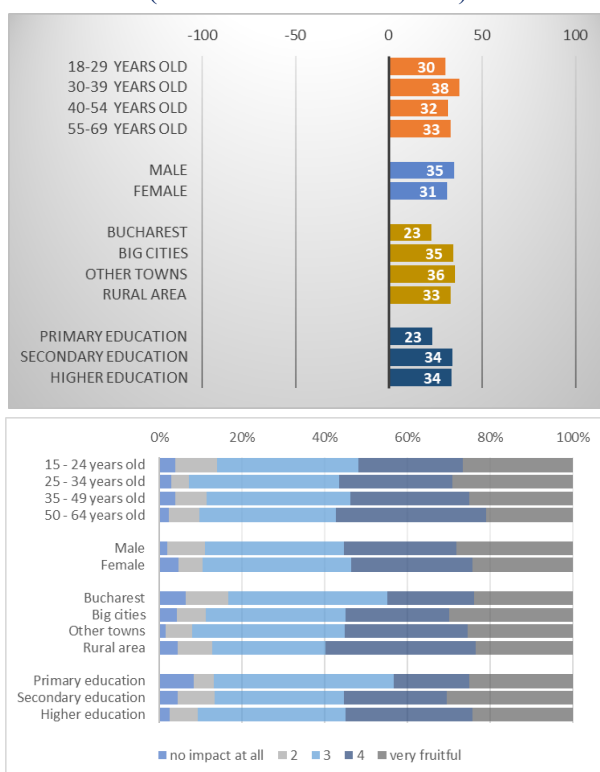
Source: GKI - China-CEE Institute Nonprofit Ltd. survey

Romanians consider the possible impact of the New Silk Road Initiative - which aims to strengthen trade and economic relations between China and Romania - in the next 5 years positive (+33), more positive than in 2018 (+29). On the other hand, this value is above the CEE 16 + EL average (+17) and means the 4<sup>th</sup> place in rankings of the CEE 16 + EL countries.

By age groups, the representatives of the 30-39 years old, by sex, the men, by township, the people who live in big cities and other towns, by the level of education, the secondary and higher educated people rated above the Romanian average.

**How do you consider the possible impact of the New Silk Road Initiative in the next 5 years, which aims to strengthen trade and economic relations between China and your country?**

Average value: -100-no impact; +100-very fruitful  
(distribution of answers %)



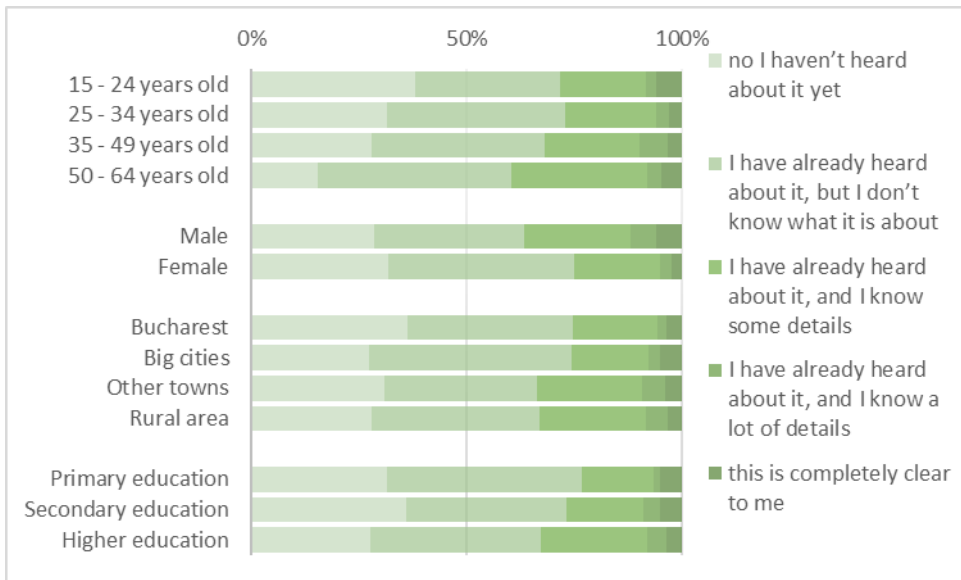
Source: GKI - China-CEE Institute Nonprofit Ltd. survey

31% of the Romanians hasn't heard about the cooperation between China and the Central and Eastern European countries (16+1), in which Romania participates. Out of the remaining 69% (furthermore it is considered as 100%), 57% has already heard about it, but doesn't know what it is about,

while 32% knows some, 6% a lot of details, and other 6% indicated that it is completely clear to him/her.

**Have you ever heard about the cooperation between China and the Central and Eastern European countries (16+1), in which your country participates?**

(distribution of answers %)



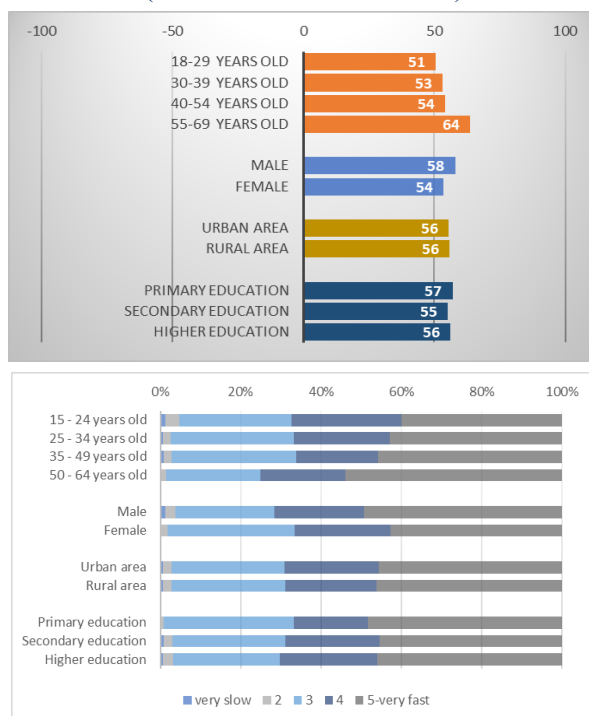
Source: GKI - China-CEE Institute Nonprofit Ltd. survey

## Serbia

Inhabitants of Serbia evaluate China's economic development - on the scale of -100 and +100 - in the last 2 years fast (+56), slower than in 2018 (+60), and much faster than the CEE 16 + EL average (+43), which means the 3<sup>rd</sup> place in rankings of the CEE 16 + EL countries. By age groups, the representatives of the 55-69 years old, by sex, the men, by the level of education, the primary educated people rated above the Serbian average.

### How do you evaluate China's economic development in the last 2 years?

Average value: -100-very slow; +100-very fast  
(distribution of answers %)



Source: GKI - China-CEE Institute Nonprofit Ltd. survey

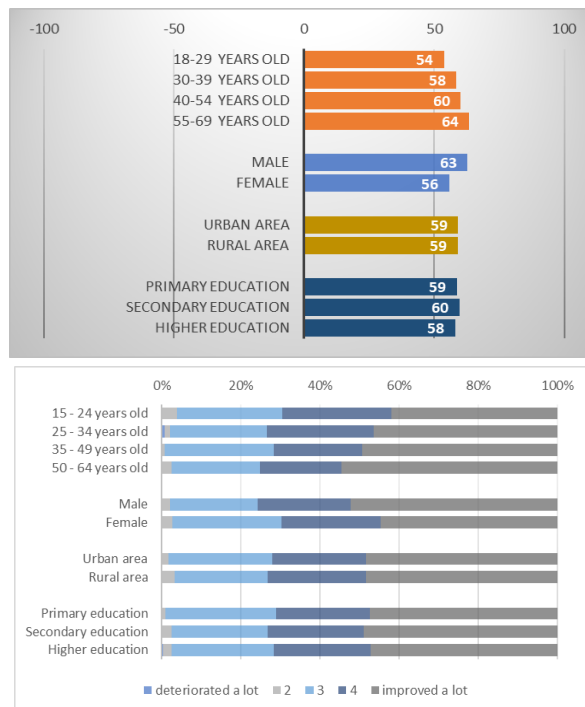
By the opinion of the Serbian people China's importance in the world improved over the last 5 years (+59 vs. +61 in 2018), which is above the CEE 16 + EL average (+45), and which is the 3<sup>rd</sup> place in rankings of the

CEE 16 + EL countries. By age groups, the representatives of the 40-54 and the 55-69 years old, by sex, the men, by the level of education, the secondary educated people rated above the Serbian average.

### How has China's importance in the world changed over the last 5 years?

Average value: -100- deteriorated a lot; +100- improved a lot

(distribution of answers %)



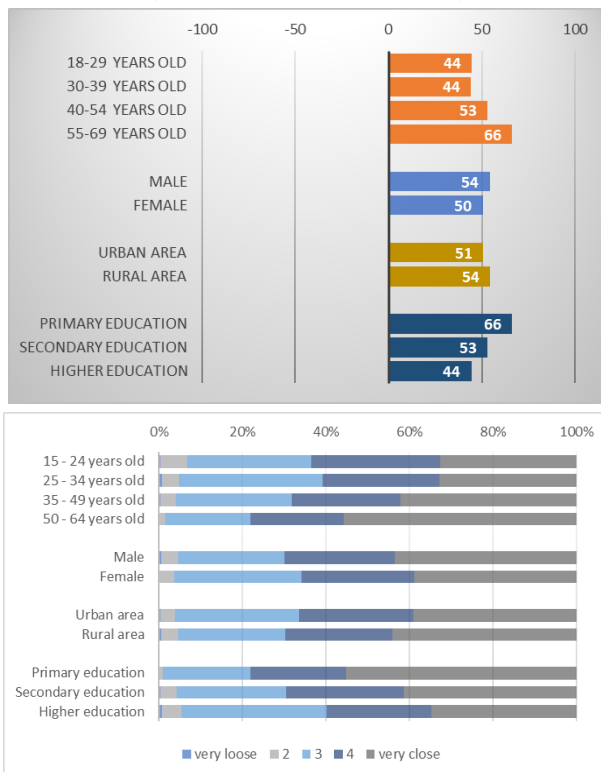
Source: GKI - China-CEE Institute Nonprofit Ltd. survey

Inhabitants of Serbia evaluate the relationship between China and Serbia - on the scale of -100 and +100 - very close (+52 vs. +51 in 2018). This value is far above the CEE 16 + EL average (+3), and it means the 1<sup>st</sup> place in rankings of the CEE 16 + EL countries. By age groups, the representatives of the 40-54 and the 55-69 years old, by sex, the men, by township, the people who live in rural area, by the level of education, the primary and the secondary educated people rated above the Serbian average.



## How strong do you think the relationship between China and your country?

Average value: -100-very loose; +100-very close  
(distribution of answers %)

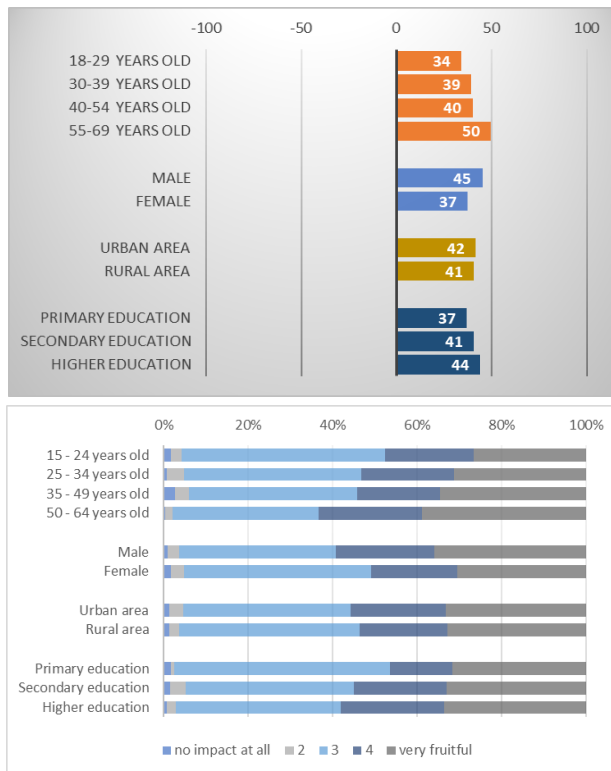


Source: GKI - China-CEE Institute Nonprofit Ltd. survey

Serbians consider the possible impact of the New Silk Road Initiative - which aims to strengthen trade and economic relations between China and Serbia - in the next 5 years very positive (+41), a slightly less positive than in 2018 (+42). On the other hand, this value is far above the CEE 16 + EL average (+17) and means the 1<sup>st</sup> place in rankings of the CEE 16 + EL countries. By age groups, the representatives of the 55-69 years old, by sex the men, by township, the people who live in urban area, by the level of education, the higher educated people rated above the Serbian average.

**How do you consider the possible impact of the New Silk Road Initiative in the next 5 years, which aims to strengthen trade and economic relations between China and your country?**

Average value: -100-no impact; +100-very fruitful  
(distribution of answers %)

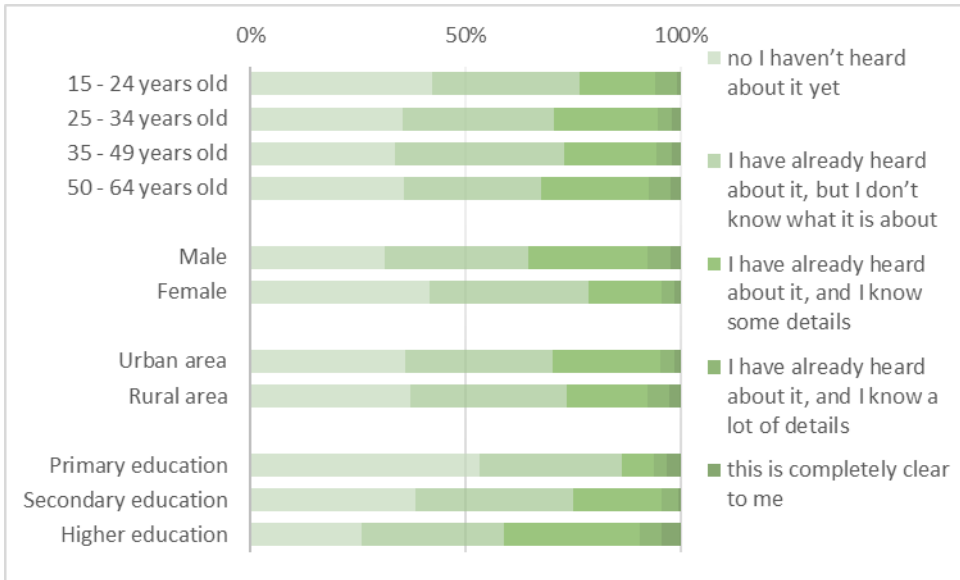


Source: GKI - China-CEE Institute Nonprofit Ltd. survey

37% of the Serbians hasn't heard about the cooperation between China and the Central and Eastern European countries (16+1), in which Serbia participates. Out of the remaining 63% (furthermore it is considered as 100%), 56% has already heard about it, but doesn't know what it is about, while 35% knows some, 6% a lot of details, and 3% indicated that it is completely clear to him/her.

**Have you ever heard about the cooperation between China and the Central and Eastern European countries (16+1), in which your country participates?**

(distribution of answers %)



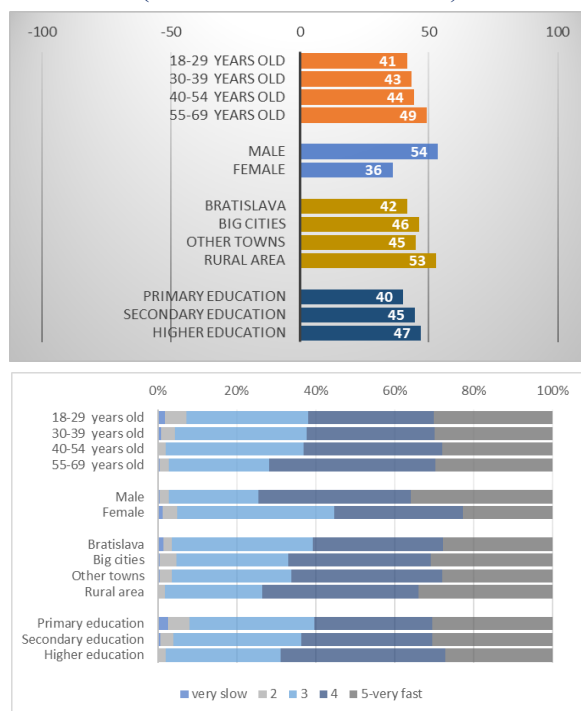
Source: GKI - China-CEE Institute Nonprofit Ltd. survey

## Slovakia

Inhabitants of Slovakia evaluate China's economic development - on the scale of -100 and +100 - in the last 2 years fast (+45), a bit faster than in 2018 (+44) and faster than the CEE 16 + EL average (+43), which means the 6<sup>th</sup> place in rankings of the CEE 16 + EL countries. By age groups, the representatives of the 55-69 years old, by sex the men, by township, the people who live in big cities and the rural area, by the level of education, the higher educated people rated above the Slovakian average.

### How do you evaluate China's economic development in the last 2 years?

Average value: -100-very slow; +100-very fast  
(distribution of answers %)



Source: GKI - China-CEE Institute Nonprofit Ltd. survey

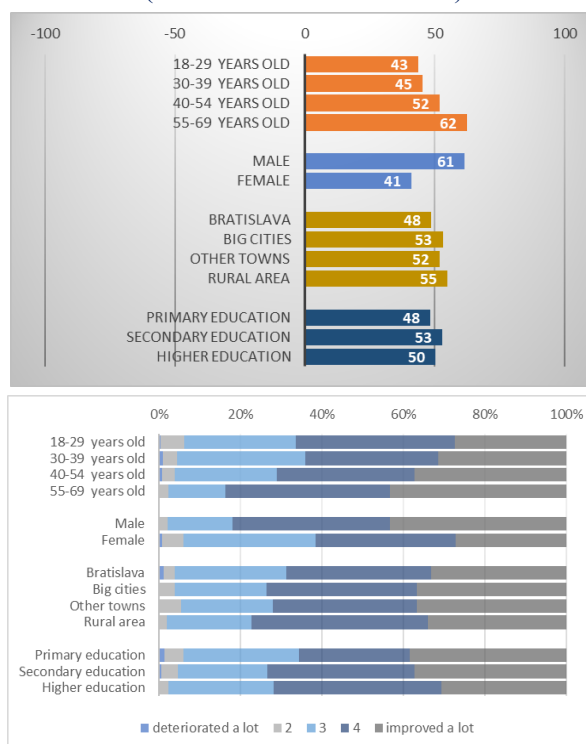
By the opinion of the Slovakian people China's importance in the world improved over the last 5 years (+51 just like in 2018), which is above the

CEE 16 + EL average (+45), and which is the 7<sup>th</sup> place in rankings of the CEE 16 + EL countries. By age groups, the representatives of the 40-54 and the 55-69 years old, by sex, the men, by township, the people who live in rural area, by the level of education, the secondary educated people rated above the Slovakian average.

### How has China's importance in the world changed over the last 5 years?

Average value: -100- deteriorated a lot; +100- improved a lot

(distribution of answers %)



Source: GKI - China-CEE Institute Nonprofit Ltd. survey

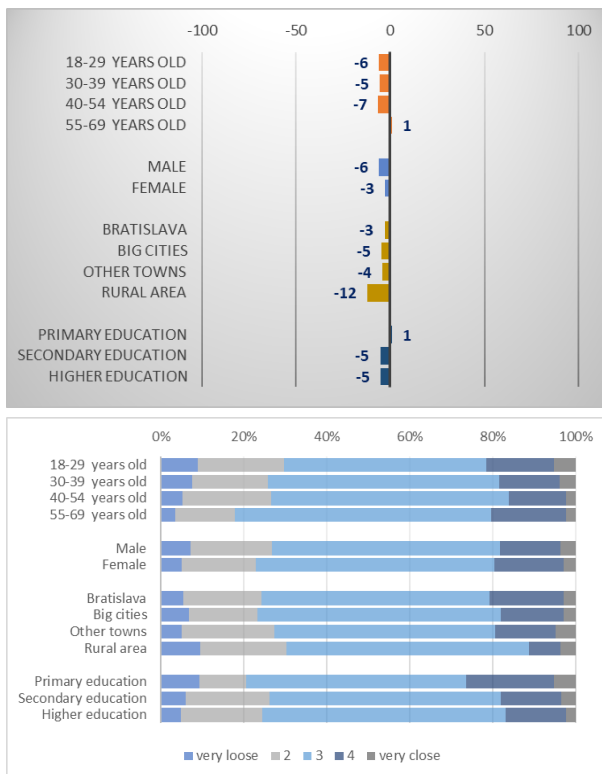
Inhabitants of Slovakia evaluate the relationship between China and Slovakia - on the scale of -100 and +100 - loose (-4 vs. -6 in 2018). This value is under the CEE 16 + EL average (+3), and it means the 13<sup>th</sup> place in rankings of the CEE 16 + EL countries. By age groups, the representatives of the 18-29, the 30-39 and the 40-54 years old, by sex the

men, by township, the people who live in rural area, by the level of education the secondary and higher educated people rated under the Slovakian average.

### How strong do you think the relationship between China and your country?

Average value: -100-very loose; +100-very close

(distribution of answers %)



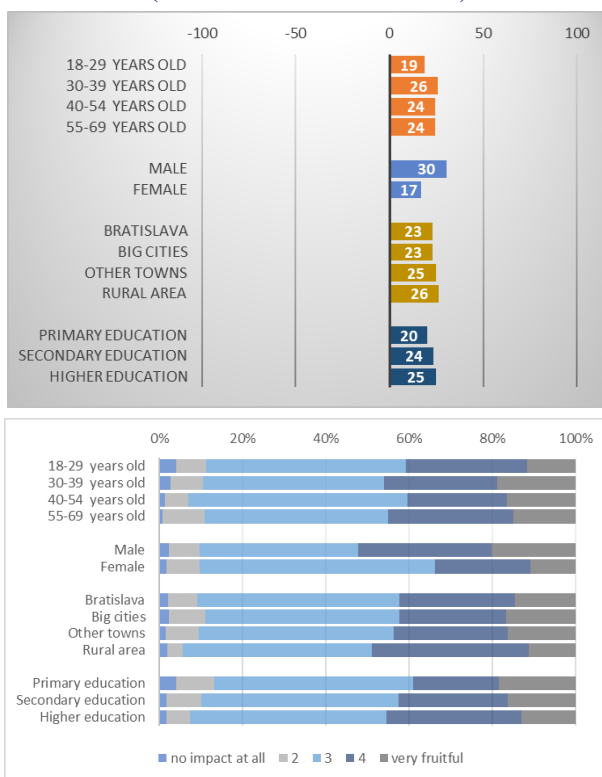
Source: GKI - China-CEE Institute Nonprofit Ltd. survey

Slovaks consider the possible impact of the New Silk Road Initiative - which aims to strengthen trade and economic relations between China and Slovakia - in the next 5 years positive (+23), a bit less positive than in 2018 (+24). On the other hand, this value is above the CEE 16 + EL average (+16) and means the 5<sup>th</sup> place in rankings of the CEE 16 + EL countries. By age groups, the representatives of the 30-39, the 40-54 and the 55-69 years old, by sex, the men, by township, the people who live in other towns

and in the rural area, by the level of education, the secondary and higher educated people rated above the Slovakian average.

**How do you consider the possible impact of the New Silk Road Initiative in the next 5 years, which aims to strengthen trade and economic relations between China and your country?**

Average value: -100-no impact; +100-very fruitful  
(distribution of answers %)

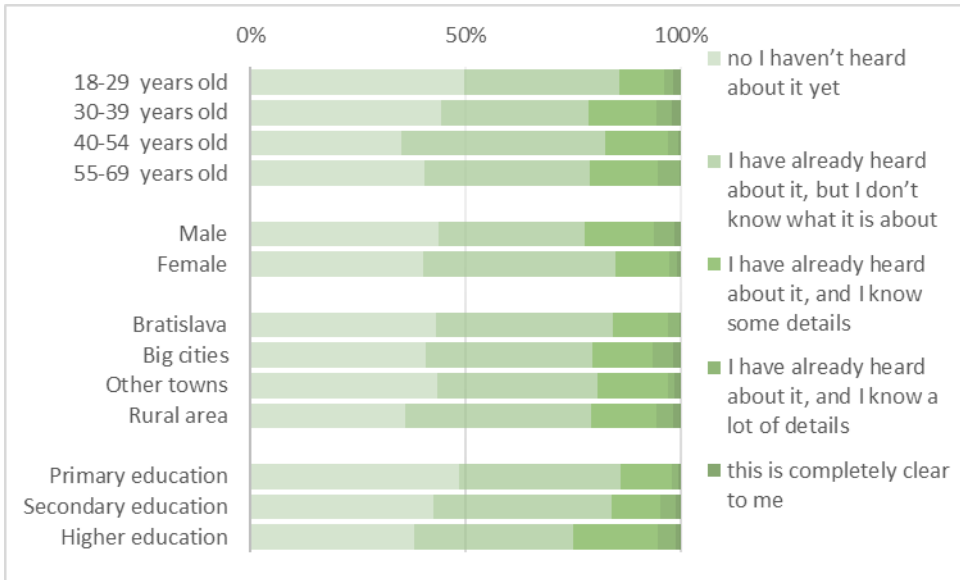


Source: GKI - China-CEE Institute Nonprofit Ltd. survey

42% of the Slovaks hasn't heard about the cooperation between China and the Central and Eastern European countries (16+1), in which Slovakia participates. Out of the remaining 58% (furthermore it is considered as 100%), 69% has already heard about it, but doesn't know what it is about, while 24% knows some, 5% a lot of details, and only 2% indicated that it is completely clear to him/her.

**Have you ever heard about the cooperation between China and the Central and Eastern European countries (16+1), in which your country participates?**

(distribution of answers %)



Source: GKI - China-CEE Institute Nonprofit Ltd. survey

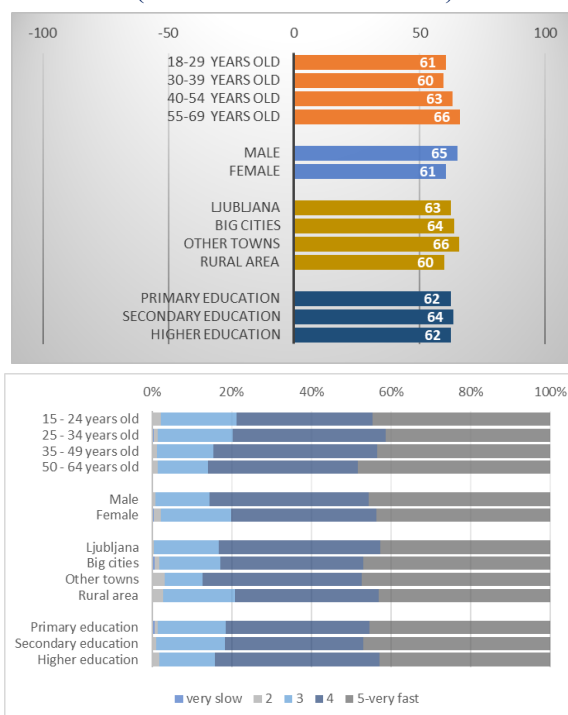


## Slovenia

Inhabitants of Slovenia evaluate China's economic development - on the scale of -100 and +100 - in the last 2 years very fast (+63), moreover it could improve somewhat compared to 2018 (+62). This is faster than the CEE 16 + EL average (+43), which means the 2<sup>nd</sup> place in rankings of the CEE 16 + EL countries. By age groups, the representatives of the 55-69 years old, by sex the men, by township, the people who live in big cities and other towns, by the level of education, the secondary educated people rated above the Slovenian average.

### How do you evaluate China's economic development in the last 2 years?

Average value: -100-very slow; +100-very fast  
(distribution of answers %)



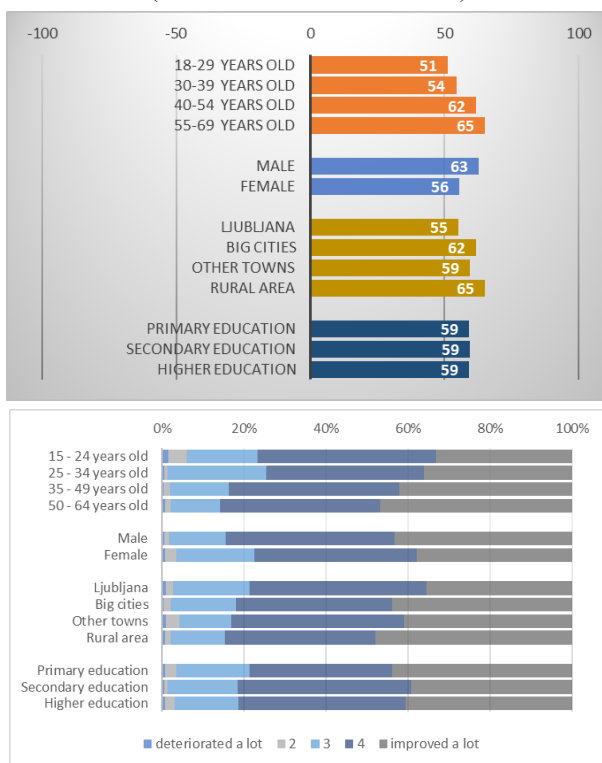
Source: GKI - China-CEE Institute Nonprofit Ltd. survey

By the opinion of the Slovenian people China's importance in the world improved over the last 5 years (+59 compared to +63 in 2018), which is above the CEE 16 + EL average (+45), and which is the 2<sup>nd</sup> place in rankings of the CEE 16 + EL countries. By age groups, the representatives of the 40-54 and the 55-69 years old, by sex the men, by township, the people who live in big cities and in the rural area rated above the Slovenian average.

**How has China's importance in the world changed over the last 5 years?**

Average value: -100- deteriorated a lot; +100- improved a lot

(distribution of answers %)



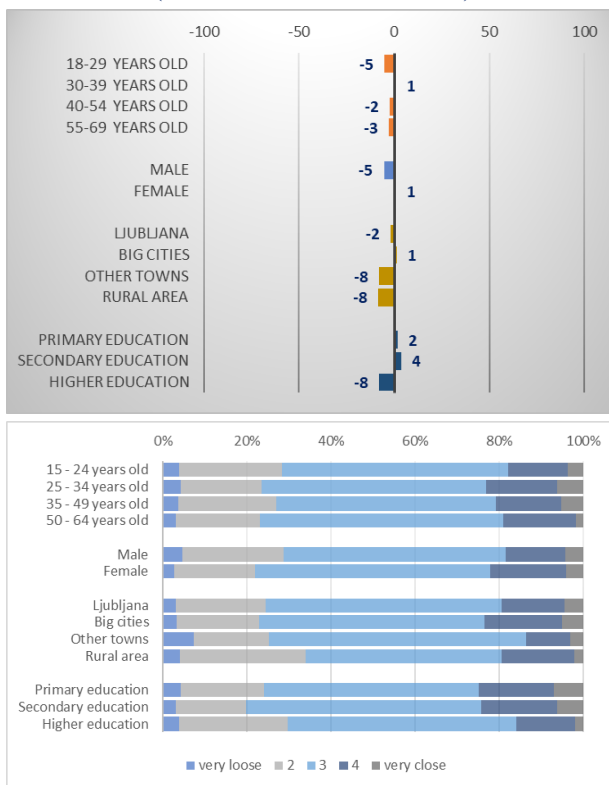
Source: GKI - China-CEE Institute Nonprofit Ltd. survey

Inhabitants of Slovenia evaluate the relationship between China and Slovenia - on the scale of -100 and +100 - a bit less (-2, just like in 2018). This value is less than the CEE 16 + EL average (+3), and it means the 11<sup>th</sup>

place in rankings of the CEE 16 + EL countries. By age groups, the representatives of the 18-29 and the 55-69 years old, by sex the men, by township, the people who live in other towns and the rural area, by level of education, the higher educated people rated below the Slovenian average.

### How strong do you think the relationship between China and your country?

Average value: -100-very loose; +100-very close  
(distribution of answers %)



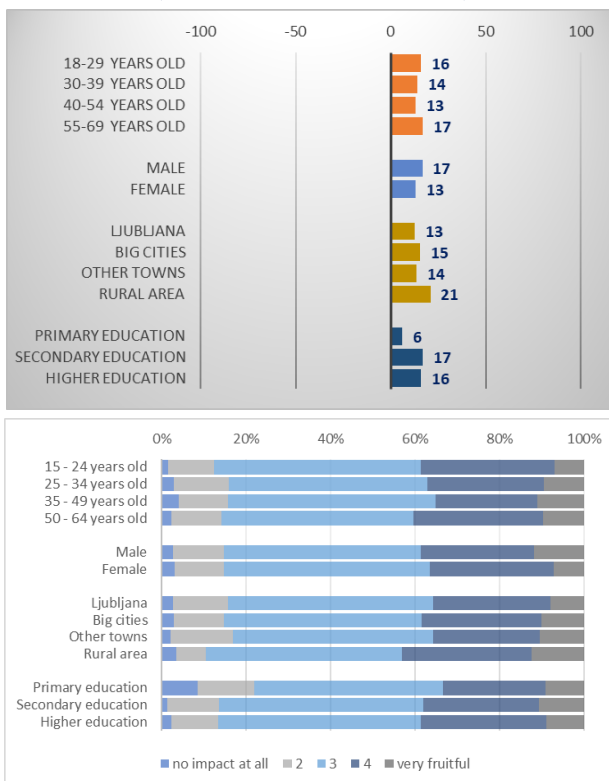
Source: GKI - China-CEE Institute Nonprofit Ltd. survey

Slovenians consider the possible impact of the New Silk Road Initiative - which aims to strengthen trade and economic relations between China and Slovenia - in the next 5 years positive (+15 vs. +12 in 2018). On the other hand, this value is just under the CEE 16 + EL average (+17) and means the 9<sup>th</sup> place in rankings of the CEE 16 + EL countries. By age groups, the representatives of the 18-29 and the 55-69 years old, by sex the men, by

township, the people who live in the rural area, by education level the secondary and higher educated people rated above the Slovenian average.

**How do you consider the possible impact of the New Silk Road Initiative in the next 5 years, which aims to strengthen trade and economic relations between China and your country?**

Average value: -100-no impact; +100-very fruitful  
(distribution of answers %)

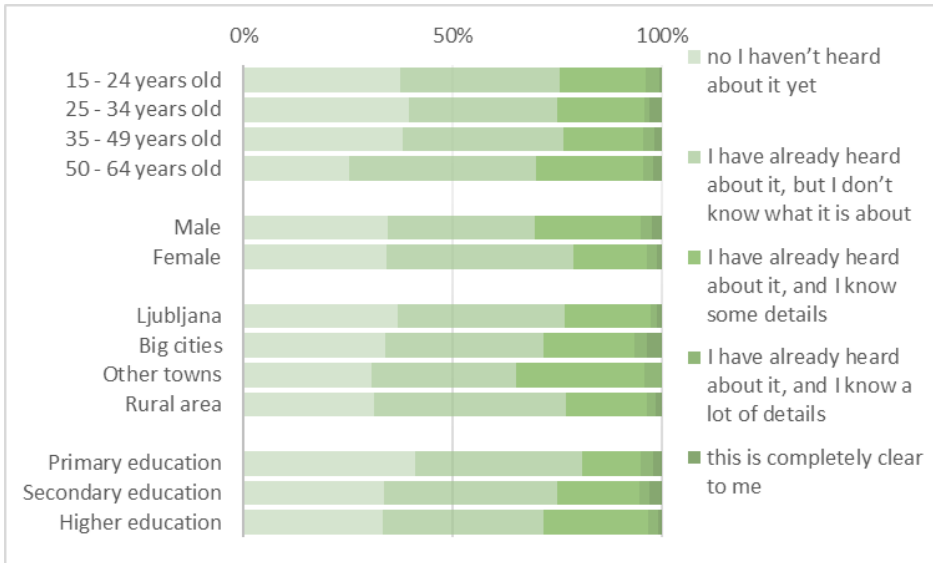


Source: GKI - China-CEE Institute Nonprofit Ltd. survey

34% of the Slovenians hasn't heard about the cooperation between China and the Central and Eastern European countries (16+1), in which Slovenia participates. Out of the remaining 66% (furthermore it is considered as 100%), 61% has already heard about it, but doesn't know what it is about, while 33% knows some, 3% a lot of details, and other 3% indicated that it is completely clear to him/her.

**Have you ever heard about the cooperation between China and the Central and Eastern European countries (16+1), in which your country participates?**

(distribution of answers %)



Source: GKI - China-CEE Institute Nonprofit Ltd. survey

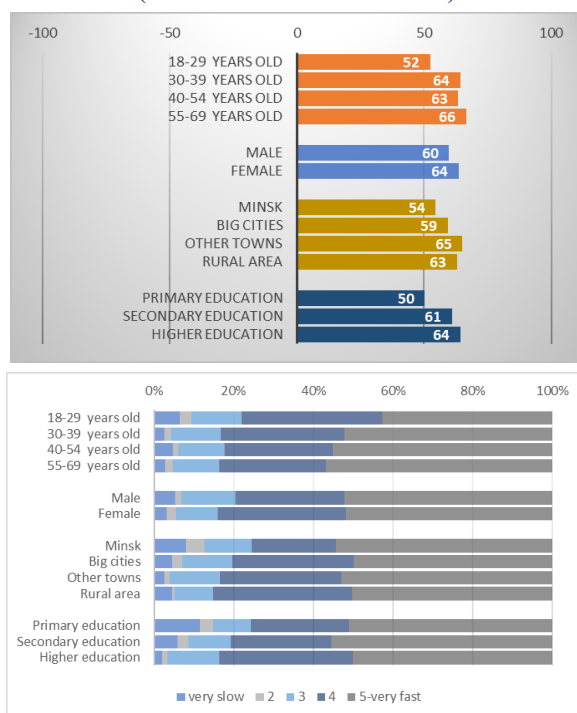
## Belorussia

Belorussia is not involved in the CEE 16 cooperation, but – as an observer country – has an important role in Chinese connections.

Inhabitants of Belorussia evaluate China’s economic development - on the scale of -100 and +100 - in the last 2 years very fast (+62 vs. +55 in 2018), faster than the CEE 16 + EL and the CEE 16 + EL + BY average (+43 and +44). By age groups, the representatives of the 30-39, the 40-54 and the 55-69 years old, by sex the female, by township, the people who live in the rural area and other towns, by the level of education, the higher educated people rated above the Belorussian average.

### How do you evaluate China’s economic development in the last 2 years?

Average value: -100-very slow; +100-very fast  
(distribution of answers %)



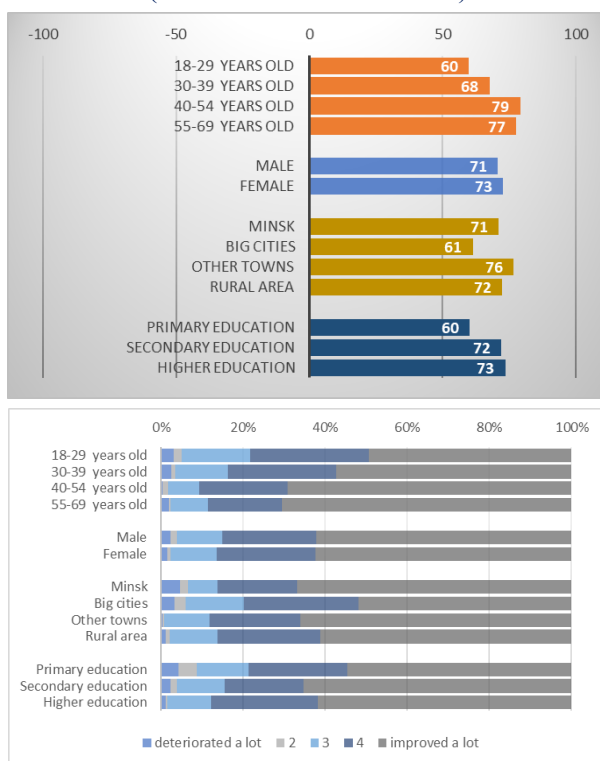
Source: GKI - China-CEE Institute Nonprofit Ltd. survey

By the opinion of the Belorussian people China's importance in the world improved over the last 5 years (+72 vs. +67 in 2018), which is above the CEE 16 + EL or the CEE 16 + EL + BY average (+45 and +47). By age groups, the representatives of the 40-54 and the 55-69 years old, by sex the women, by township, the people who live in other towns, by the level of education, the higher educated people rated above the Belorussian average.

### How has China's importance in the world changed over the last 5 years?

Average value: -100- deteriorated a lot; +100- improved a lot

(distribution of answers %)



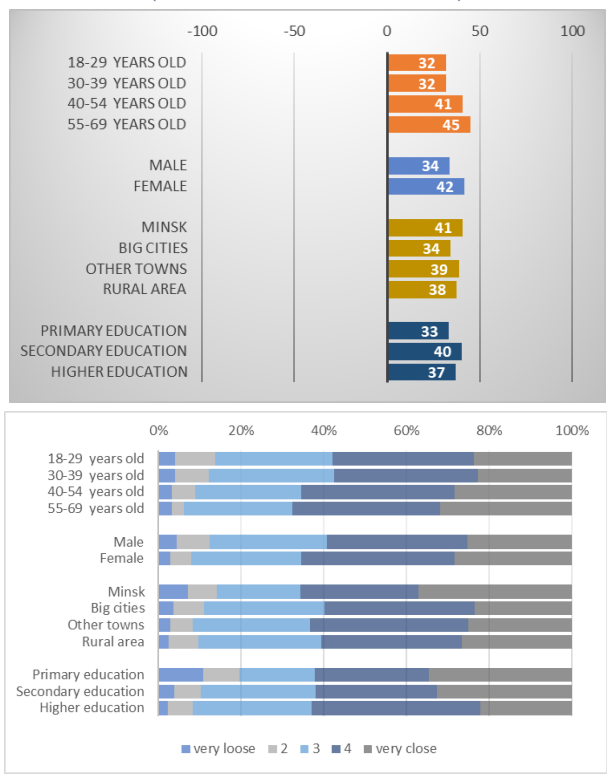
Source: GKI - China-CEE Institute Nonprofit Ltd. survey

Inhabitants of Belorussia evaluate the relationship between China and Belorussia - on the scale of -100 and +100 - very close (+38 vs. +42 in 2018), which is above the CEE 16 + EL and CEE 16 + EL + BY averages

(+3 and +5). By age groups, the representatives of the 40-54 and the 55-69 years old, by sex the women, by township, the people who live in Minsk and other towns, by the level of education, the secondary educated people rated above the Belorussian average.

### How strong do you think the relationship between China and your country?

Average value: -100-very loose; +100-very close  
(distribution of answers %)



Source: GKI - China-CEE Institute Nonprofit Ltd. survey

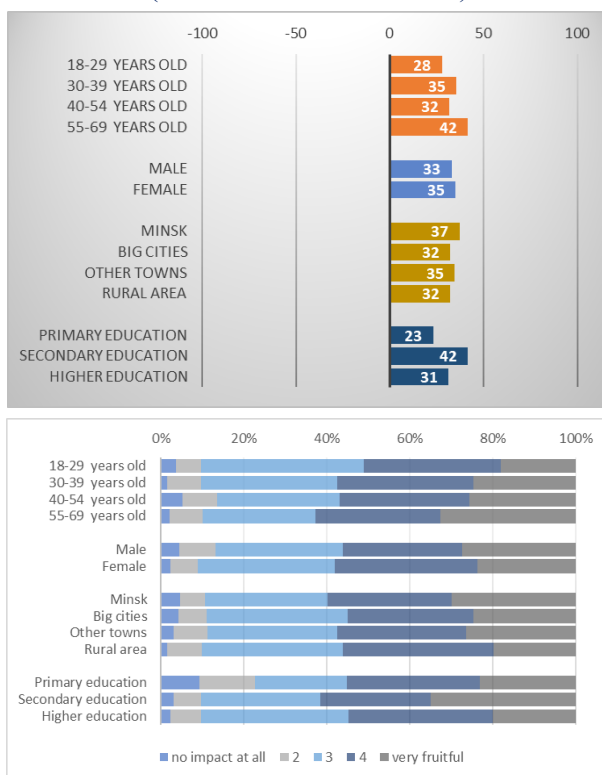
Belorussian people consider the possible impact of the New Silk Road Initiative in the next 5 years positive (+34 vs. +32 in 2018), which is above to the CEE 16 + EL and CEE 16 + EL + BY average (+17 and +17). By age groups, the representatives of the 30-39 and the 55-69 years old, by sex the women, by township, the people who live in Minsk and in other towns,



by the level of education, the secondary educated people rated above the Belorussian average.

**How do you consider the possible impact of the New Silk Road Initiative in the next 5 years, which aims to strengthen trade and economic relations between China and your country?**

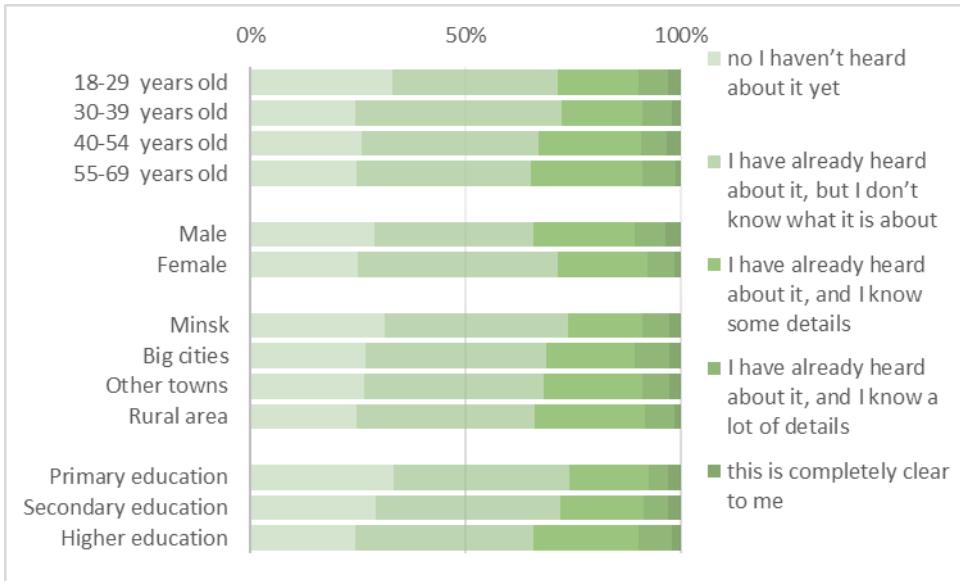
Average value: -100-no impact; +100-very fruitful  
(distribution of answers %)



Source: GKI - China-CEE Institute Nonprofit Ltd. survey

27% of the Belorussian hasn't heard about the cooperation between China and the Central and Eastern European countries (16+1). Out of the remaining 73% (furthermore it is considered as 100%), 58% has already heard about it, but doesn't know what it is about, while 30% knows some, 10% a lot of details, and 3% indicated that it is completely clear to him/her.

**Have you ever heard about the cooperation between China and the Central and Eastern European countries (16+1)?**  
 (distribution of answers %)



Source: GKI - China-CEE Institute Nonprofit Ltd. survey

## Appendix – Technical reports

### ESTONIA

#### Total population

Number of inhabitants aged 16-74

	Number of respondents in the sample before weighting, %	Number of respondents in the sample after the weighting, %	Statistics, %
TOTAL			100.0
<b>GENDER*</b>			
Male	32	48	48
Female	68	52	52
<b>AGE*</b>			
16 - 24	8	12	12
25 - 34	18	20	20
35 - 49	36	28	28
50 - 64	24	27	27
65 - 74	14	14	14
<b>NATIONALITY*</b>			
Estonian	90	68	68
Other nationality	10	32	32
<b>REGION*</b>			
Tallinn	29	33	33
North-Estonia and West-Estonia	28	28	28
Tartu region and South-Estonia	26	24	24
Virumaa	17	15	15
<b>SETTLEMENT*</b>			
Tallinn	29	33	33
Big cities	16	17	17

Other cities	23	17	17
Rural area	32	33	33

<i>Kantar Emor</i>		
<i>Maakri 21, Tallinn</i>		
<i>Tel. +3726268500</i>		
<b>FIELD WORK REPORT</b>		
Survey	<b>Cawibus including INHABITANT'S SURVEY ON KNOWLEDGE OF INFLUENCE OF CHINA ON V</b>	
Time:	12.09.2019-18.09.2019	
Method:	CAWI ( <i>Computer Assisted Web Interviews</i> )	
Place:	Estonia	
Sample:	Web sample from Kantar Emor's panel	
Number of interviews	a) planned	1000
	b) actual	<b>1307</b>
<b>Contacts with potential respondent</b>		
1) full interviews		1149
2) interviews did not happen because of:		
	interrupted interview - respondent's refusal to continue the interview	34
	respondent cannot be encountered during the field work	3944
	does not correspond to the target group (age, does not live in the country)/ quota full	0
	reminders sent	1493
<b>Number of sendouts: 5471</b>		
<b>Average length of interview (in minutes):</b>		
		<b>1,54</b>

## LATVIA

### Total population

Number of inhabitants aged 16-74: 1558842

**Quotas used in the sampling frame:** GENDER, AGE, NATIONALITY, REGION, SETTLEMENT

#### REACHED SAMPLE IN COMPARISON TO THE STATISTICS OF THE TOTAL POPULATION –LATVIA

	Number of respondents in the sample before weighting, %	Number of respondents in the sample after the weighting, %	Statistics, %
<b>TOTAL</b>			100.0
<b>GENDER*</b>			
Male	48.7	48.3	48.3
Female	51.3	51.7	51.7
<b>AGE*</b>			
16 - 24	8.7	10.9	10.9
25 - 34	20.0	19.8	19.8
35 - 44	20.4	18.8	18.8
45 - 54	19.0	18.7	18.7
55 - 64	18.9	18.8	18.8
65 - 74	13.0	13.1	13.1
<b>NATIONALITY*</b>			
Latvian	62.6	59.0	59.0
Russian	27.3	27.9	27.9
Other nationality	10.2	13.1	13.1
<b>REGION*</b>			
Riga	36.7	33.3	33.3
Pieriga	18.2	18.8	18.8
Vidzeme	9.9	9.6	9.6
Kurzeme	11.4	12.5	12.5
Zemgale	11.1	11.8	11.8
Latgale	12.7	13.9	13.9
<b>SETTLEMENT*</b>			
Capital city	36.7	33.3	33.3
Other cities	35.6	35.2	35.2
Rural area	27.8	31.4	31.4

\* Source: The data of the Office of Citizenship and Migration Affairs of Latvia (OCMA) on January 1, 2019.

TNS Latvia		
Kronvalda bulvaris 3, Riga LV - 1010		
Tel. 67096300		
	<b><u>FIELD WORK REPORT</u></b>	
Survey	<b>5505_INHABITANT'S SURVEY ON KNOWLEDGE OF INFLUENCE OF CHINA ON WORLD'S ECC</b>	
Time:	02.09.2019-06.09.2019	
Method:	CATI ( <i>Computer Assisted Telephone Interviews</i> )	
Place:	Whole Latvia	
Sample:	Random sample	
Number of interviews	a) planned	1000
	b) actual	<b>1023</b>
<b>Contacts with potential respondent</b>		<b>3564</b>
1) full interviews		1023
2) interviews did not happen because of:		<b>2541</b>
	respondent's refusal	1313
	interrupted interview - respondent's refusal to continue the interview	40
	agreement to postpone the interview, repeatedly postponed interview	598
	respondent cannot be encountered during the field work	82
	does not correspond to the target group (age, does not live in the country)/ quota full	505
	Is already surveyed in this project (fixed line or mobile)	3
<b>Number of used numbers:</b>		
	Does not pick up	1787
	Automatic answering machine, fax or modem	653
	Line is busy	274
	No addressee, closed line, uncorrect telephone number, office	8657
	Damaged line, bad connection	88
<b>Average length of interview (in minutes):</b>		<b>4,5</b>
<b>Number of interviewers</b>		<b>26</b>

## LITHUANIA

### Total population

Number of inhabitants aged 16-74: 2084802

**Quotas used in the sampling frame:** GENDER, AGE, NATIONALITY, REGION, SETTLEMENT

#### REACHED SAMPLE IN COMPARISON TO THE STATISTICS OF THE TOTAL POPULATION –LITHUANIA

	Number of respondents in the sample before weighting, %	Number of respondents in the sample after the weighting, %	Statistics, %
TOTAL	100	100	100,0
<b>GENDER*</b>			
Male	47,7	47,6	47,6
Female	52,3	52,4	52,4
<b>AGE*</b>			
16 - 24	13,0	13,0	13,0
25 - 34	17,8	18,0	18,0
35 - 44	16,6	16,6	16,6
45 - 54	19,4	19,4	19,4
55 - 64	19,9	19,8	19,8
65 - 74	13,3	13,3	13,3
<b>NATIONALITY*</b>			
Lithuanian	91,5	86,4	86,4
Russian	2,9	4,5	4,5
Other nationality	5,6	9,1	9,1
<b>REGION*</b>			
Vilnius	19,7	19,8	19,8
Kaunas	10,2	10,2	10,2
Klaipėda	5,2	5,2	5,2
Šiauliai	3,6	3,6	3,6
Panevėžys	3,1	3,1	3,1

Vilniaus district	9,5	9,4	9,4
Kauno district	9,9	9,9	9,9
Klaipėdos district	6,1	6,1	6,1
Šiaulių district	5,8	5,8	5,8
Panevėžio district	4,5	4,5	4,5
Alytaus district	5,1	4,9	4,9
Marijampolės district	4,9	4,9	4,9
Tauragės district	3,3	3,3	3,3
Telšių district	4,7	4,7	4,7
Utenos district	4,6	4,6	4,6

#### SETTLEMENT\*

Capital city	19,7	19,8	19,8
Other cities	57,0	47,2	47,2
Rural area	23,2	33,0	33,0

**Source: Statistics Lithuania, Official Statistics Portal**



Kantar TNS		
M.Valanciaus g. 1A, Vilnius, 03155		
Tel. +370 5 210 6600		
	<b>FIELD WORK REPORT</b>	
Survey	<b>TNS LV: socio econ political issues 2019</b>	
Time:	2019.09.03 - 2019.09.15	
Method:	CATI	
Place:	whole Lithuania	
Sample:	Random sample	
Number of interviews	a) planned	1000
	b) actual	<b>1000</b>
		Number
<b>Contacts with potential respondent</b>		<b>6454</b>
1) full interviews		1000
2) interviews did not happen because of:		<b>5454</b>
	respondent's refusal	3481
	interrupted interview - respondent's refusal to continue the interview	391
	agreement to postpone the interview, repeatedly postponed interview	455
	respondent cannot be encountered during the field work	157
	does not correspond to the target group (age, does not live in the c	965
	ls already surveyed in this project (fixed line or mobile)	5
<b>Number of used numbers:</b>		
	Does not pick up	5854
	Automatic answering machine, fax or modem	5335
	Line is busy	1324
	No addressee, closed line, office	14794
	Damaged line, bad connection	0
<b>Average length of interview (in minutes):</b>		<b>5:26</b>
<b>Number of interviewers</b>		<b>21</b>

## HUNGARY

### Total population

Number of inhabitants over the age of 18: 8142665

**Quotas used in the sampling frame:** GENDER, AGE, REGION, SETTLEMENT

#### REACHED SAMPLE IN COMPARISON TO THE STATISTICS OF THE TOTAL POPULATION –HUNGARY

	Number of respondents in the sample before weighting, %	Number of respondents in the sample after the weighting, %	Statistics, %
TOTAL			100.0
<b>GENDER*</b>			
Male	45,6	46,7	46.63
Female	54,4	53,3	53.37
<b>AGE*</b>			
18 – 29	17,8	18,1	18.12
30 – 39	19,3	19,5	19.42
40 – 49	16,9	16,1	16.16
50 – 59	16,6	17,6	17.67
60 – x	29,4	28,7	28.63
<b>REGION*</b>			
Central Hungary	30,8	30,1	30.03
Central Transdanubia	14,4	10,9	10.91
Western Transdanubia	10,3	10,0	10.03
Southern Transdanubia	8,5	9,4	9.44
Northern Hungary	6,6	11,8	11.85
Northern Great Plain	13,8	14,6	14.64
Southern Great Plain	15,6	13,2	13.10
<b>SETTLEMENT*</b>			
Capital city	18,1	18,3	18.12
County seat	20,1	18,1	17.89
Other cities	36,5	34,7	34.96
Municipality	25,3	29,0	29.03

Source: The data of the Central Statistical Office (KSH) from the population census of 2011.

# SLOVAKIA, CZECHIA, ROMANIA, SLOVENIA, GREECE, BELARUS, BULGARIA

Silk Road 2019					
field report					
GfK Hungária					
Method Online survey (CAWI)					
Sample pool Online access panel					
Sampling method Quota-random					
Field date From 5. September to 11. October 2019.					
Field statistics (n=)					
	Started	Screen-out	Quota full	Timed-out	Completes
Slovakia	2371	153	1140	79	1000
Czech Republic	2558	153	1352	53	1000
Romania	3579	156	2356	67	1000
Slovenia	1958	118	789	51	1000
Greece	2198	126	1021	51	1000
Belarus	1611	81	420	107	1001
Bulgaria	3800	322	2326	152	1000
Quota and sample					
Quota					
Country*Gender*Age					
Count		1 18-29	2 30-39	3 40-54	4 55-69
1 Slovakia	1 Male	114	117	146	121
	2 Female	109	111	144	138
2 Czech Republic	1 Male	101	112	156	133
	2 Female	98	106	149	145
3 Romania	1 Male	140	127	128	62
	2 Female	146	151	184	62
4 Slovenia	1 Male	95	109	163	144
	2 Female	89	99	155	146
5 Greece	1 Male	92	107	166	131
	2 Female	91	108	166	139
6 Belorussia	1 Male	118	110	142	108
	2 Female	113	110	155	144
7 Bulgaria	1 Male	95	104	161	139
	2 Female	89	97	155	160
Country*Region					
n=					
1 Slovakia	Valid	101 Bratislavský kraj	117		
		102 Západné Slovensko	344		
		103 Stredné Slovensko (	248		
		104 Východné Slovensk	291		
2 Czech Republic	Valid	201 Praha	121		
		202 Středočeský	124		
		203 Jihočeský	60		
		204 Plzeňský	55		
		205 Karlovarský	29		
		206 Ústecký	79		
		207 Liberecký	42		
		208 Královéhradecký	52		
		209 Pardubický	49		
		210 Vysočina	48		
		211 Jihomoravský	111		
		212 Olomoucký	60		
		213 Zlínský	55		
		214 Moravskoslezský	115		
3 Romania	Valid	301 Nord-Vest (Bihar, Bi	206		
		302 Centru (Alba, Braşov	61		
		303 Nord-Est (Bacău, Bc	118		
		304 Sud-Est (Brăila, Buz	129		
		305 Sud - Muntenia (Argi	116		
		306 Bucureşti - Ilfov (Buc	194		
		307 Sud-Vest Oltenia (Di	83		
		308 Vest (Arad, Caraş-S	93		
4 Slovenia	Valid	401 Vzhodna Slovenija (I	531		
		402 Zahodna Slovenija ((	469		
5 Greece	Valid	501 North Aegean ((	50		
		502 Attica	350		

5 Greece	Valid	501 North Aegean	50		
		502 Attica	350		
		503 Crete	50		
		504 Epirus and Western	60		
		505 Eastern Macedonia	230		
		506 Peloponnese, West	140		
		507 Thessaly and Centra	120		
6 Belorussia	Valid	601 Brest Region	150		
		602 Gomel Region	150		
		603 Grodno Region	110		
		604 Minsk City	190		
		605 Minsk Region	150		
		606 Mogilev Region	120		
		607 Vitebsk Region	130		
7 Bulgaria	Valid	701 North Central	112		
		702 North-East	133		
		703 North-West	103		
		704 South Central	201		
		705 South-East	145		
		706 South-West	306		

Disrtibution of weight					
n=					
	weight<=0,25	0,25<weight<=0,5	0,5<weight<=2	2<weight<=4	4<weight
1 Slovakia	0	0	1000	0	0
2 Czech Republic	0	0	1000	0	0
3 Romania	0	0	1000	0	0
4 Slovenia	0	0	1000	0	0
5 Greece	0	0	944	55	1
6 Belorussia	0	0	1001	0	0
7 Bulgaria	0	0	1000	0	0

Weighted sample					
Country*Gender*Age					
Count		1 18-29	2 30-39	3 40-54	4 55-69
1 Slovakia	1 Male	114	117	146	121
	2 Female	109	111	144	138
2 Czech Reput	1 Male	101	112	156	133
	2 Female	98	106	149	145
3 Romania	1 Male	140	127	128	62
	2 Female	146	151	184	62
4 Slovenia	1 Male	95	109	163	144
	2 Female	89	99	155	146
5 Greece	1 Male	92	107	166	131
	2 Female	91	108	166	139
6 Belorussia	1 Male	118	110	142	108
	2 Female	113	110	155	144
7 Bulgaria	1 Male	95	104	161	139
	2 Female	89	97	155	160

Country*Region			
n=			
1 Slovakia	Valid	101 Bratislavsk	117
		102 Západné S	344
		103 Stredné Sl	248
		104 Východné	291
2 Czech Repub	Valid	201 Praha	121
		202 Středočesl	124
		203 Jihočeský	60
		204 Plzeňský	55
		205 Karlovarsk	29
		206 Ústecký	79
		207 Liberecký	42
		208 Královéhra	52
		209 Pardubický	49
		210 Vysočina	48
		211 Jihomorav	111
		212 Olomoucký	60
		213 Zlínský	55
		214 Moravskos	115
3 Romania	Valid	301 Nord-Vest	206
		302 Centru (Alb	61
		303 Nord-Est (I	118
		304 Sud-Est (B	129
		305 Sud - Munt	116
		306 Bucure?ti -	194
		307 Sud-Vest C	83
		308 Vest (Arad	93
4 Slovenia	Valid	401 Vzhodna S	531
		402 Zahodna S	469
5 Greece	Valid	501 North Aege	50
		502 Attica	350
		503 Crete	50
		504 Epirus and	60
		505 Eastern Ma	230
		506 Peloponne	140
		507 Thessaly a	120
6 Belorussia	Valid	601 Brest Regi	150
		602 Gomel Reg	150
		603 Grodno Re	110
		604 Minsk City	190
		605 Minsk Reg	150
		606 Mogilev Re	120
		607 Vitebsk Re	130
7 Bulgaria	Valid	701 North Cent	112
		702 North-East	133
		703 North-Wes	103
		704 South Cen	201
		705 South-Eas	145
		706 South-Wes	306

## CROATIA

### Total population

Number of inhabitants aged 16+: 3626496

**Quotas used in the sampling frame:** GENDER, AGE, REGION, SETTLEMENT

#### REACHED SAMPLE IN COMPARISON TO THE STATISTICS OF THE TOTAL POPULATION

	Number of respondents in the sample before weighting, %	Number of respondents in the sample after the weighting, %	Statistics, %
TOTAL	100	100	100.0
GENDER			
Male	43,9	47,7	47,7
Female	56,1	52,3	52,3
AGE			
16 - 24	13,1	13,7	13,9
25 - 34	15,0	12,5	16,1
35 - 44	18,2	17,1	15,8
45 - 54	16,2	16,4	17,9
55 - 64	19,9	20,1	16,1
65 +	17,6	20,3	20,8
REGION			
Zagreb region	27,5	25,5	25,9
Northern Croatia	16,9	17,7	17,2
Slavonia	15,7	17,1	16,6
Lika and Banovina	7,7	8,0	8,3
Hrvatsko Primorje and Istra	12,3	12,4	12,1
Dalmatia	19,9	19,4	19,8
SETTLEMENT			
Urban	66,4	62,1	61,3
Rural	33,6	37,9	38,7

## MONTENEGRO

### Total population

Number of inhabitants aged 18+: 474903

**Quotas used in the sampling frame:** GENDER, AGE, REGION, SETTLEMENT

#### REACHED SAMPLE IN COMPARISON TO THE STATISTICS OF THE TOTAL POPULATION –MONTENEGRO

	Number of respondents in the sample before weighting, %	Number of respondents in the sample after the weighting, %	Statistics, %
TOTAL			100.0

#### GENDER\*

Male	47.0	48.5	48.6
Female	53.0	51.5	51.4

#### AGE\*

18 - 29	25.6	22.1	22.4
30 - 44	32.4	27.6	26.7
45 - 59	23.5	27.4	26.9
60+	18.5	22.9	24.0

#### REGION/STRATUM3\*

Sever	26.7	27.9	28.2
Centar	47.0	47.4	47.2
Jug	26.4	24.7	24.5

#### SETTLEMENT\*

Urban	63.2	64.4	64.4
Rural	36.8	35.6	35.6

Source: MONSTAT, Statistical office of Montenegro, <https://www.monstat.org/eng/index.php>

## NORTH MACEDONIA

### Total population

Number of inhabitants aged 18+: 1497013

**Quotas used in the sampling frame:** GENDER, AGE, NATIONALITY, REGION, SETTLEMENT

#### REACHED SAMPLE IN COMPARISON TO THE STATISTICS OF THE TOTAL POPULATION –NORTH MACEDONIA

	Number of respondents in the sample before weighting, %	Number of respondents in the sample after the weighting, %	Statistics, %
TOTAL			100.0
<b>GENDER*</b>			
Male	49.5	49.7	49.8
Female	50.5	50.3	50.2
<b>AGE*</b>			
18 – 29	22.7	25.5	25.5
30 – 49	35.7	39.2	39.3
50 – 64	24.1	20.9	20.9
65+	17.5	14.4	14.4
<b>NATIONALITY*</b>			
North Macedonian	66.2	67.7	67.7
Albanian	25.8	22.2	22.2
Other nationality	8.0	10.1	10.1
<b>REGION*</b>			
Skopje	33.3	29.0	29.0
Northwest + Kumanovo	22.8	24.4	24.4
Southwest	19.8	21.0	21.1
East + Central	24.1	25.5	25.5
<b>SETTLEMENT*</b>			
Capital city	28.3	23.9	23.9
Other cities	39.1	39.3	39.3
Rural area	32.6	36.8	36.8

*Source: State Statistical Office of Republic of Macedonia.*



## POLAND

### REACHED SAMPLE IN COMPARISON TO THE STATISTICS OF THE TOTAL POPULATION –POLAND

**Total population:** Number of inhabitants aged 15+: 32 546 000

**Quotas used in the sampling frame:** GENDER, AGE, EDUCATION, SETTLEMENT, REGION/Province

<b>POLAND 2019'09</b>	<b>Omnibus</b>	Sample before weighting, %	<b>Sample after the weighting, %</b>	<b>Statistics (CSO Poland), %</b>
TOTAL		100,0%	<b>100,0%</b>	<b>100,0%</b>
GENDER				
male		47,9%	<b>47,8%</b>	<b>47,8%</b>
female		52,1%	<b>52,2%</b>	<b>52,2%</b>

AGE				
15 - 19		5,2%	<b>5,9%</b>	<b>5,9%</b>
20 - 24		7,9%	<b>7,0%</b>	<b>7,0%</b>
25 - 29		8,2%	<b>8,5%</b>	<b>8,5%</b>
30 - 39		19,5%	<b>19,4%</b>	<b>19,4%</b>
40 - 49		17,7%	<b>15,9%</b>	<b>15,9%</b>
50 - 59		14,0%	<b>15,6%</b>	<b>15,6%</b>
> 59		27,6%	<b>27,7%</b>	<b>27,7%</b>

EDUCATION				
primary		11,1%	<b>18,8%</b>	<b>18,8%</b>
vocational		31,7%	<b>24,2%</b>	<b>24,2%</b>
secondary		42,1%	<b>33,7%</b>	<b>33,7%</b>
university		15,0%	<b>23,3%</b>	<b>23,3%</b>

SETTLEMENT				
village		39,9%	<b>39,2%</b>	<b>39,2%</b>
town (< 20,000)		13,4%	<b>13,1%</b>	<b>13,1%</b>
town ( 20,000- 50,000)		14,5%	<b>10,9%</b>	<b>10,9%</b>
city ( 50,000-100,000)		4,5%	<b>8,2%</b>	<b>8,2%</b>
city (100,000-200,000)		7,7%	<b>8,4%</b>	<b>8,4%</b>
city (200,000-500,000)		8,8%	<b>8,6%</b>	<b>8,6%</b>
city (> 500,000)		11,2%	<b>11,6%</b>	<b>11,6%</b>

REGION /PROVINCE			
dolnoslaskie	8,0%	7,6%	7,7%
kujawsko-pomorskie	5,5%	5,4%	5,5%
lubelskie	5,5%	5,6%	5,6%
lubuskie	2,5%	2,6%	2,6%
lodzkie	6,5%	6,5%	6,5%
małopolskie	8,8%	8,7%	8,7%
mazowieckie	13,5%	13,8%	13,8%
opolskie	2,5%	2,6%	2,7%
podkarpackie	5,5%	5,5%	5,5%
podlaskie	3,0%	3,1%	3,1%
pomorskie	5,9%	5,9%	5,9%
slaskie	12,2%	12,0%	12,0%
swietokrzyskie	3,5%	3,3%	3,3%
warminsko-mazurskie	3,9%	3,7%	3,7%
wielkopolskie	8,9%	8,9%	8,9%
zachodniopomorskie	4,5%	4,5%	4,5%

## BOSNIA-HERZEGOVINA

### Total population

Number of inhabitants aged 18+: 2.838.458

**Quotas used in the sampling frame:** GENDER, AGE, REGION, SETTLEMENT TYPE

### REACHED SAMPLE IN COMPARISON TO THE STATISTICS OF THE TOTAL POPULATION –BOSNIA AND HERZEGOVINA

	Number of respondents in the sample before weighting, %	Number of respondents in the sample after the weighting, %	Statistics, %
<b>TOTAL</b>			100.0
<b>GENDER*</b>			
Male	48.2	48.4	48.5
Female	51.8	51.6	51.5
<b>AGE*</b>			
18 - 24	11.3	11.5	11.3
25 - 34	19.2	17.8	17.8
35 - 44	16.4	17.3	17.3
45 - 54	19.4	19.0	18.9
55 - 64	19.5	16.9	16.9
65 +	14.1	17.5	17.8
<b>NATIONALITY*</b>			
Bosniacs	51.4	48.6	50.1
Croats	9.7	15.1	15.4
Serbs	33.1	30.9	30.7
Other nationality	5.9	5.4	3.6
<b>REGION*</b>			
Federation B&H	64.0	62.2	62.2
Republic Srpska	33.9	35.5	35.5
District Breko	2.2	2.4	2.4

SETTLEMENT\*

Urban area	43.4	43.7	43.7
Rural area	56.6	56.3	56.3

*Source: Census of Bosnia and Herzegovina (2013.)*

## SERBIA

### Total population

Number of inhabitants aged 18+: 5,801,993

**Quotas used in the sampling frame:** GENDER, AGE, REGION, SETTLEMENT

#### REACHED SAMPLE IN COMPARISON TO THE STATISTICS OF THE TOTAL POPULATION –SERBIA

	Number of respondents in the sample before weighting, %	Number of respondents in the sample after the weighting, %	Statistics, %
TOTAL			100.0

#### GENDER\*

Male	48.0	47.8	48.1
Female	52.0	52.2	51.9

#### AGE\*

18 - 29	22.7	19.0	16.8
30 - 44	26.4	22.6	25.3
45 - 59	24.4	28.2	24.7
60+	26.6	30.3	33.2

#### REGION/STRATUM4\*

Beograd	20.6	22.5	24.0
Vojvodina	26.7	26.6	26.6
Ssumadija / Zapadna	28.9	28.2	27.6
Juzna / Istocna	23.8	22.7	21.8

#### SETTLEMENT\*

Urban	58.6	58.2	60.1
Rural	41.4	41.8	39.9

Source: RZS Republički zavod za statistiku, /Statistical office of Republic of Serbia, <http://www.stat.gov.rs/en-US/>

ALBANIA

**Total population**

Number of inhabitants aged 18+: 2060324

**Quotas used in the sampling frame:** GENDER, AGE, REGION, SETTLEMENT

**REACHED SAMPLE IN COMPARISON TO THE STATISTICS OF THE TOTAL POPULATION –Albania**

	Number of respondents in the sample before weighting, %	Number of respondents in the sample after the weighting, %	Statistics, %
TOTAL			100.0
<b>GENDER*</b>			
Male	44.6	49.1	49.5
Female	55.4	50.9	50.5
<b>AGE*</b>			
18 - 29	28.1	26.5	26.36
30 - 44	22.6	24.9	25.14
45 - 59	32.7	26.9	26.75
60+	16.6	21.7	21.75
<b>REGION*</b>			
North	22	19.7	19.71
Center	47.8	47	46.76
South	30.2	33.3	33.53
<b>SETTLEMENT*</b>			
Urban area	58.5	54.2	54.36
Rural area	41.5	45.8	45.64

Source: INSTAT



The China-CEE Institute Nonprofit Ltd. is a legal entity registered in Hungary in April in 2017, fund by the Institute of European Studies, Chinese Academy of Social Sciences. The China-CEE Institute is a Think Tank based in Budapest, promoting the better understanding between Central and Eastern European countries and China.

The China-CEE Institute produces weekly briefings, working papers, surveys, and organizes workshops, conferences, as well as publishes books and reports.



GKI Economic Research Co. is a private company, the market leader in the market of independent Hungarian economic analyses and forecasts, by far the most-cited Hungarian think tank. The company has an extensive set of services on offer for its customers, which include: analysis and forecast supporting economic policy; impact analysis on the economic policy of the EU and on draft proposals of EU legal rules; industrial, sectoral and regional reports, analysis of competitors; market research and financial and market analyses and forecasts for strategic decisions of financial institutions and companies. The Report is based on an extensive survey with 1,8000 questionnaires in 18 Central and Eastern European countries, commissioned by the China-CEE Institute in cooperation with the GKI Economic Research Co.